ACCESSORIES

04 / Additional vertical channel reference

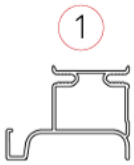

VERTICAL SINGLE CHANNEL (A-SGLVERTCH-....)

- Requires "Channel Tall End-Of-Run Panel" for installation (CHP....-FLATE).
- Required spacer is included with the Channel Tall End-Of-Run Panel.
- See detailed installation instructions on pages 10-11.

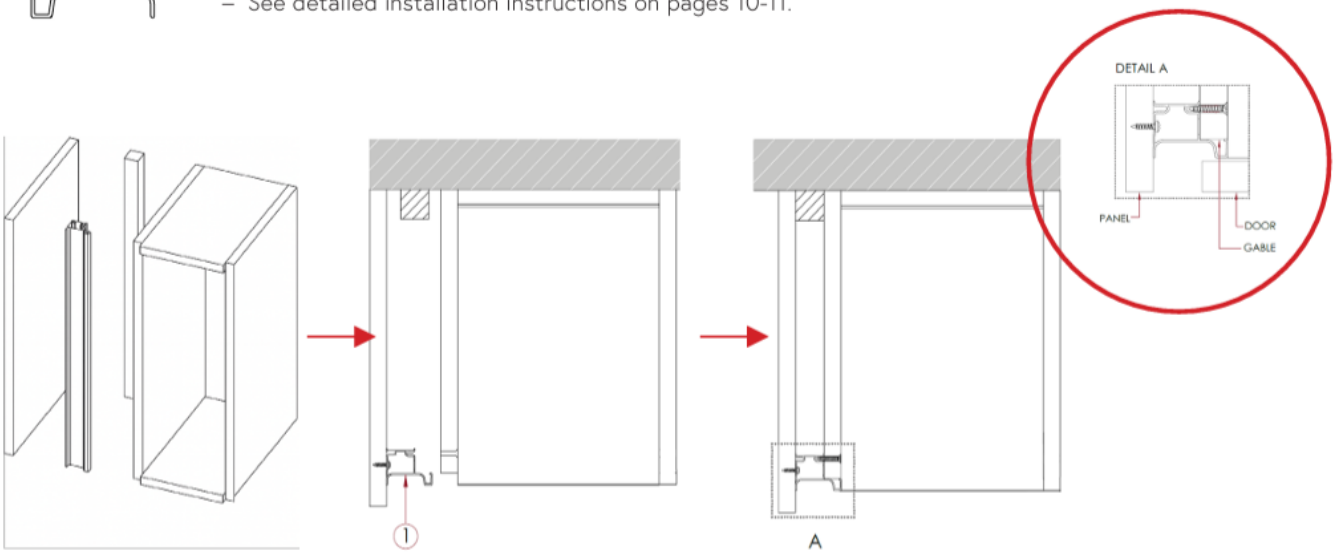

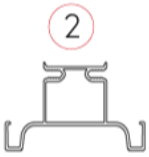

VERTICAL DOUBLE CHANNEL (A-DBLVERTCH-....)

- Set 2 tall cabinets side by side.
- Cut channel to size; ensure channel sits flush with faces.
- Screw through inside of each cabinet with #8, 1 1/4" screws *(Detail B)*.
- Install required spacer in-between cabinets at back *(spacer included with Vertical Double Channel)*.

SEPARATE SYSTEM REFERENCE

Single and double vertical channel configurations.

Not an installation step for the horizontal L/C Gola profiles.

Use only if this vertical channel system is part of your project.