terno® scorrevoli
MADE IN ITALY

Star FLUID®

Innovative adjustable sliding system for wardrobes with overlapping external doors
Innovativi scorrevoli regolabili per armadi con ante esterne sovrapposte



www.ternoscorrevoli.com/star-fluid

APPLICATIONS



EXTERNAL OVERLAPPING DOORS
ANTE SOVRAPPOSTE ESTERNE

Star FLUID®

PATENTED

Star Fluid is the **new sliding system for wardrobes with external overlapping doors**, equipped **with latest-generation soft damper stoppers that use Fluid technology.**
The new system is suitable for wardrobes with **two or three doors**, ranging in **thickness between 22 and 50 mm**, and a **maximum weight of 80 kg.**

Star Fluid è il nuovo sistema di **scorrevoli per armadi con ante esterne sovrapposte**, dotato di **fermi ammortizzati di ultima generazione con tecnologia Fluid.**
Il nuovo sistema è adatto per armadi con **due o tre ante**, con **spessori da 22 a 50 mm**, e con portata fino a **max. 80 kg**.

PRODUCT CERTIFIED
PRODOTTO CERTIFICATO





The new Star Fluid sliding system: the highest expression of technological innovation and aesthetic result.

Il nuovo sistema di scorrevoli Star Fluid: la massima espressione di innovazione tecnologica e risultato estetico.

In technical terms, the new **Star Fluid** system introduces some special elements: the **sliders are considerably easier to adjust**, while **the soft damper stoppers use the new Fluid technology**, resulting in extremely smooth opening and closing movements.
Aesthetically, the **Star Fluid** system has a **new front cover** that is able to hide Fluid dampers, thanks to an **aluminium band**, which **can be coloured or painted as desired.**

Il nuovo sistema **Star Fluid** introduce, dal punto di vista **tecnico**, diverse peculiarità: la **regolazione degli scorrevoli** risulta notevolmente **migliorata**; i **fermi ammortizzati** presentano la **nuova tecnologia Fluid**, per ottenere dei movimenti estremamente morbidi in apertura e chiusura.
Dal punto di vista **estetico**, il sistema **Star Fluid** presenta una **nuova copertura frontale**, in grado di nascondere i fermi ammortizzati, grazie ad una **fascia di alluminio** che può essere **colorata o verniciata a piacimento**.



New patented fixing system: quick and easy

The **Fluid dampers** are **fixed through a new manual patented system** that relies on rapid hooking. No tools are needed to move the dampers to the desired position and then block them there, which means fixing is very quick. In turn, this shortens assembly times considerably.

Nuovo sistema di fissaggio brevettato: facile e veloce

Il **fissaggio** del **fermo ammortizzato Fluid** avviene grazie ad un **nuovo sistema brevettato manuale ad aggancio rapido**. È possibile effettuare la regolazione dei fermi molto semplicemente, risparmiando tempo e senza la necessità di utilizzare attrezzi.



The **Star Fluid** sliding system introduces new elements: **an innovative ball bearing** into the wheel and a new-generation coating. This results in **smoother and less noisy sliding**, especially when movement starts and stops.

Gli scorrevoli del sistema **Star Fluid** introducono una grande novità: negli scorrevoli è stato inserito un **cuscinetto innovativo** all'interno della ruota e un rivestimento di nuova generazione, che determinano così una **maggiore scorrevolezza** ed una **minore rumorosità**, soprattutto nelle fasi di stallo e di ripartenza.

Another new feature of the **Star Fluid** system relates to the **tracks**, which for the first time are **multipurpose**. **The same track can be used with all fixing methods.**

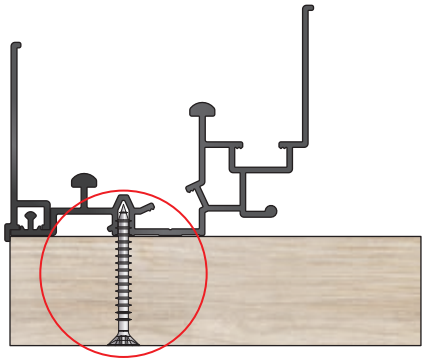

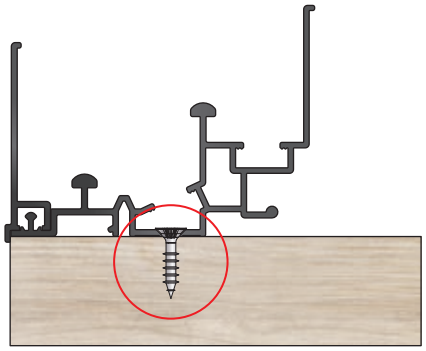

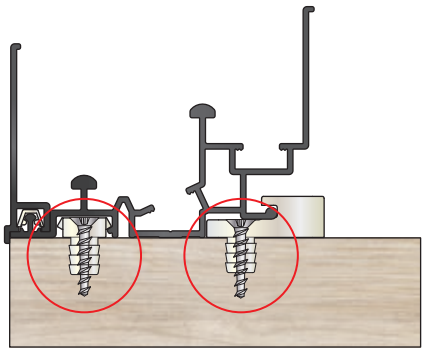

Un'altra novità del sistema **Star Fluid** riguarda i **binari**, che per la prima volta sono **polivalenti**: **con lo stesso binario**, infatti, si posso avere **tutte le tipologie di fissaggio**.



Practical and elegant.

The **Star Fluid** sliding system fits into a **new aluminium frame,** a product with an innovative design that delivers a narrow frame effect with **a great aesthetic impact.**

Praticità ed eleganza.

Il sistema **Star Fluid** si integra con un **nuovo telaio di alluminio**, un prodotto di design innovativo, che permette di avere un effetto cornice sottile, ma **esteticamente di grande impatto.**

Star Fluid — COMPLETE BOX KIT / KIT COMPLETO IN SCATOLA

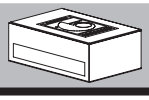

K	Complete kit / Kit completo								
	.								
		1392	Door thickness **22 mm** Spessore anta **22 mm**						
		1393	Door thickness **25 mm** Spessore anta **25 mm**						
		1394	Door thickness **28 mm** Spessore anta **28 mm**						
		1395	Door thickness **30 mm** Spessore anta **30 mm**						
		1396	Door thickness **33 mm** Spessore anta **33 mm**						
		1397	Door thickness **40 mm** Spessore anta **40 mm**						
		1398	Door thickness **50 mm** Spessore anta **50 mm**						
			.						
				2		N.2 Doors / Gray painted N.2 Ante / Verniciato Grigio			
				3		N.3 Doors / Gray painted N.3 Ante / Verniciato Grigio			
					.				
						01	N.4 Standard stoppers/ N.4 Fermi standard		
						02	N.6 Standard stoppers / N.6 Fermi standard		
						03	N.4 Fluid stoppers / N.4 Fermi ammortizzati Fluid — **80 kg**		
						04	N.6 Fluid stoppers / N.6 Fermi ammortizzati Fluid — **80 kg**		
						05	N.4 Fluid stoppers / N.4 Fermi ammortizzati Fluid — **40 kg**		
						06	N.6 Fluid stoppers / N.6 Fermi ammortizzati Fluid — **80 kg**		
							.		
								2	Manual guide (2 wheels) Guida manuale (2 ruote)
								3	Snap hook guide Guida a scatto

Star Fluid — COMPLETE BOX ACCESSORIES KIT / KIT ACCESSORI COMPLETO IN SCATOLA

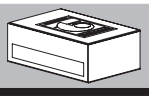

K	Complete accessories kit / Kit accessori completo				
	.				
		1390.0.0	Accessories Kit without Slides Kit Accessori senza Scorrevoli		
			.		
				1	N°1 Double-sided cushioned central stop N°1 Fermo centrale ammortizzato su due lati
				2	Handle saver Salvamaniglia
				3	Anti-collision for Internal Doors Anti-sbattimento per Ante Interne

EXAMPLE / ESEMPIO



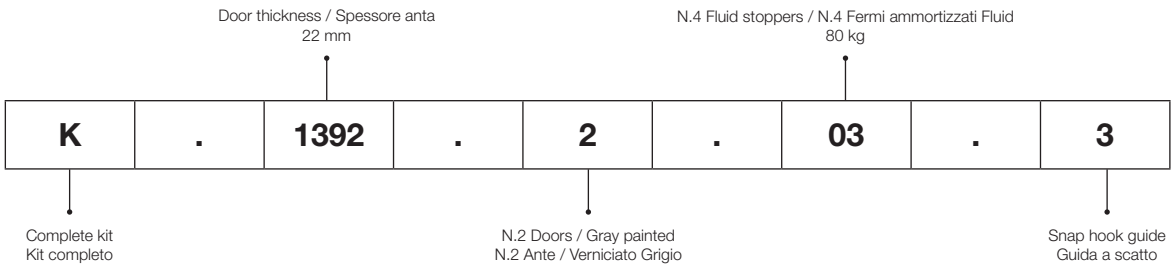

Tracks / Binari — ALUMINUM FINISHES CODES / CODICI FINITURE ALLUMINIO

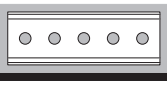

CODE / CODICE		FINISH COLOR / COLORE FINITURA	
8 00 0.0	00	Raw / Mill Finish / Neutro / Grezzo	**STANDARD**
8 01 0.0	01	Anodized Silver / Argento	

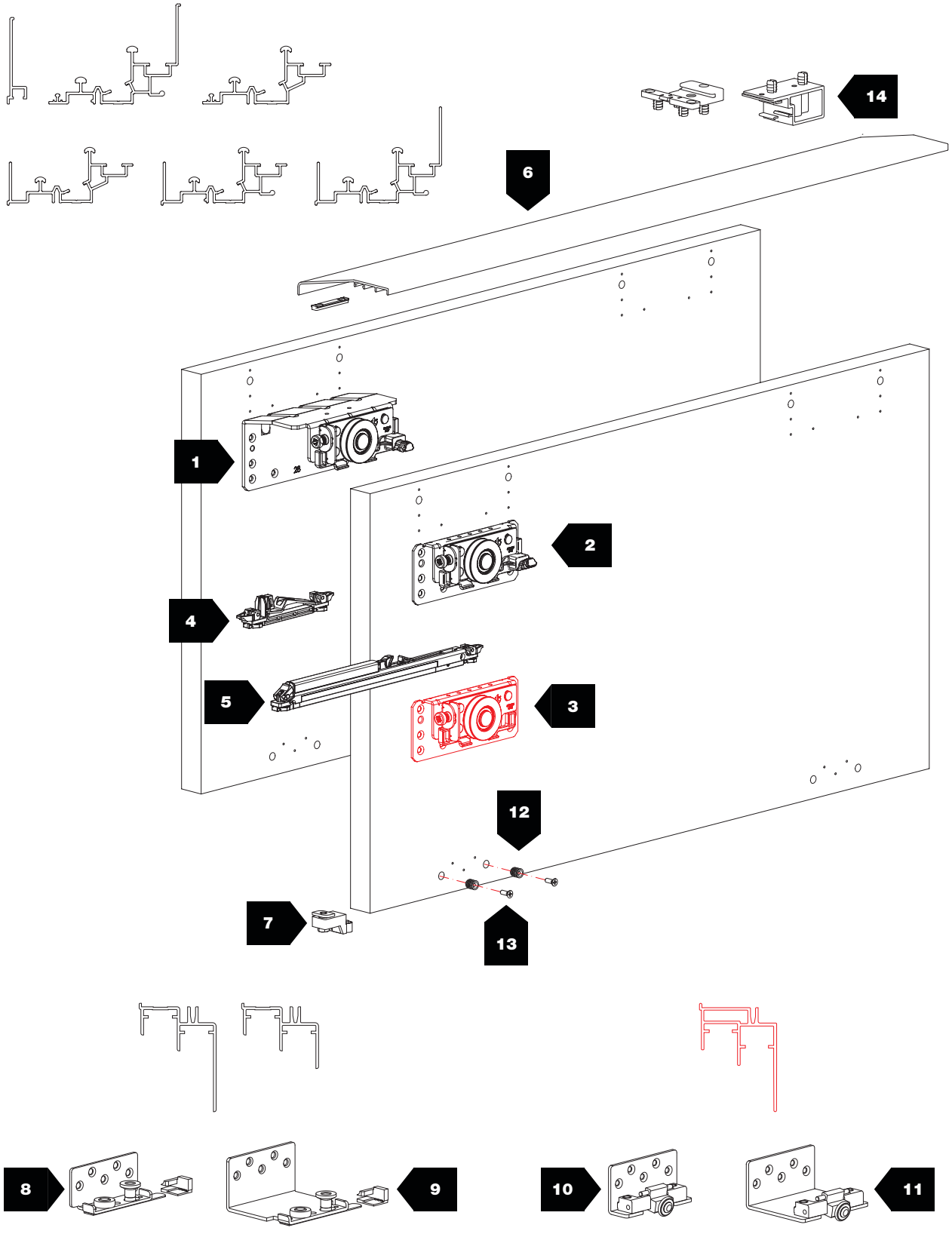

22 ÷ 50 mm

40 ÷ 80 kg

17 ÷ 35 mm

N°			kg	
1	3072	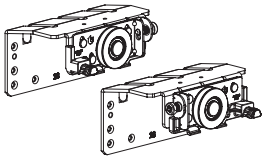	80	22 mm
	3073		80	25 mm
	3074		80	28 mm
	3075		80	30 mm
	3076		80	33 mm
	3077		70	40 mm
	3078		60	50 mm
2	3062	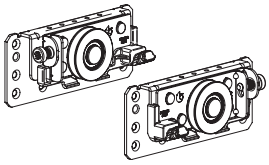	Max 80	22÷50 mm
3	3063	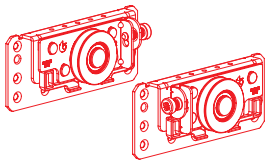	Max 80	22÷50 mm
4	3066	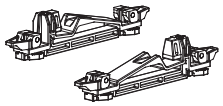	80	–
5	3061-40	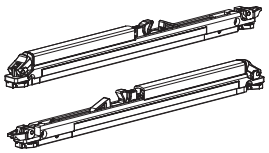	40	–
	3061-80		Max 80	
6	3064	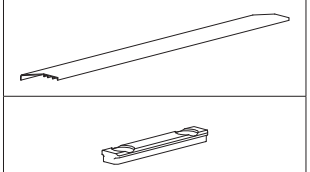	–	OPTIONAL +
7	519		Max 80	–
8	582		Max 80	22÷50 mm

N°			kg	
9	587		80	22 mm
	586		80	28 mm
	499		80	30 mm
	581		80	33 mm
	597		70	40 mm
	584		60	50 mm
10	1902/N		Max 80	22÷50 mm
11	1904/N	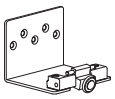	80	22 mm
	1909/N		80	25 mm
	1906/N		80	28 mm
	1903/N		80	30 mm
	1908/N		80	33 mm
	1905/N		70	40 mm
	1907/N		60	50 mm
12	529		–	–
13	528		–	–
14	2958	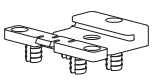	–	OPTIONAL +
	2957	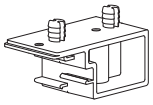	–	OPTIONAL +

CLAMPING SYSTEM WITH TRACKS FOR MODULAR FURNITURE / SISTEMA DI FISSAGGIO BINARI PER MOBILI COMcomponibili



Modular top shelf system-N.2 Doors
Sistema per ripiano modulare-N.2 Ante



Modular top shelf system-N.3 Doors
Sistema per ripiano modulare-N.3 Ante

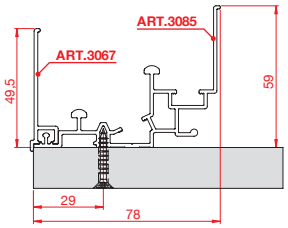

ART. 3067
8 00 0 .03067
8 01 0 .03067

ART. 3085
8 00 0 .03085
8 01 0 .03085

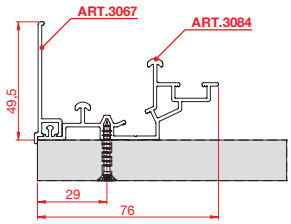

ART. 3067
8 00 0 .03067
8 01 0 .03067

ART. 3084
8 00 0 .03084
8 01 0 .03084

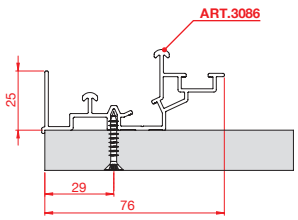

ART. 3086
8 00 0 .03086
8 01 0 .03086

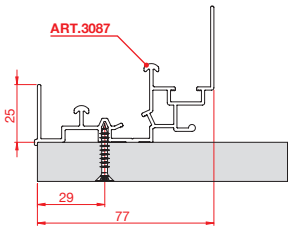

ART. 3087
8 00 0 .03087
8 01 0 .03087

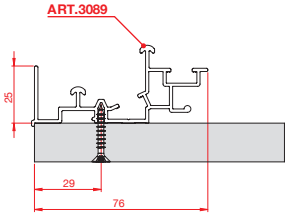

ART. 3089
8 00 0 .03089
8 01 0 .03089

35 mm

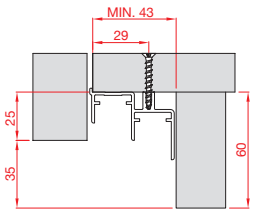

ART. 910
8 00 0 .00910
8 01 0 .00910

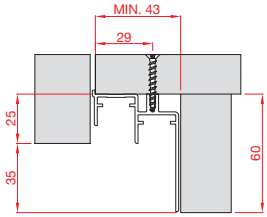

ART. 920
8 00 0 .00920
8 01 0 .00920

17 mm

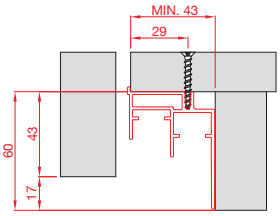

ART. 952
8 00 0 .00952
8 01 0 .00952

CLAMPING SYSTEM WITH PUNCHED TRACKS / SISTEMA DI FISSAGGIO CON BINARI FORATI



N.2 Doors
N.2 Ante



N.3 Doors
N.3 Ante

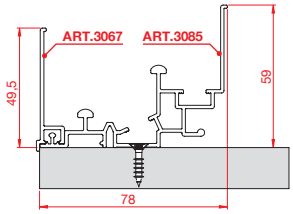

ART. 3067
8 00 0 .03067
8 01 0 .03067

ART. 3085
8 00 0 .03085
8 01 0 .03085

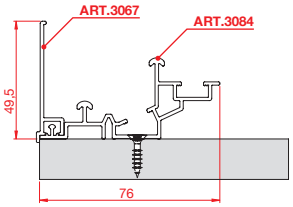

ART. 3067
8 00 0 .03067
8 01 0 .03067

ART. 3084
8 00 0 .03084
8 01 0 .03084

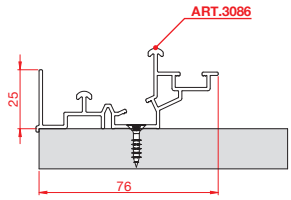

ART. 3086
8 00 0 .03086
8 01 0 .03086

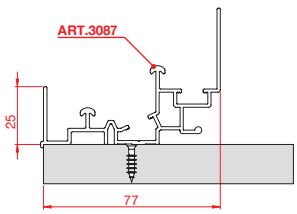

ART. 3087
8 00 0 .03087
8 01 0 .03087

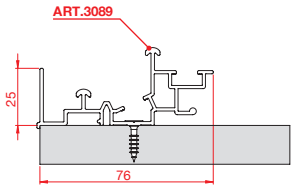

ART. 3089
8 00 0 .03089
8 01 0 .03089

35 mm

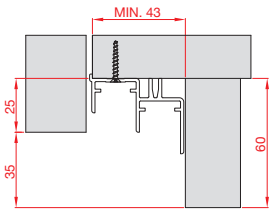

ART. 910
8 00 0 .00910
8 01 0 .00910

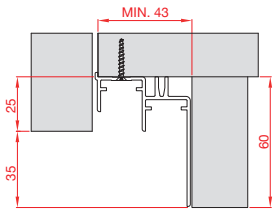

ART. 920
8 00 0 .00920
8 01 0 .00920

17 mm

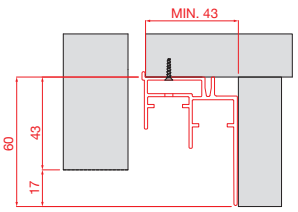

ART. 952
8 00 0 .00952
8 01 0 .00952

TRACK COVER MOUNTING / MONTAGGIO COPERTURA BINARIO

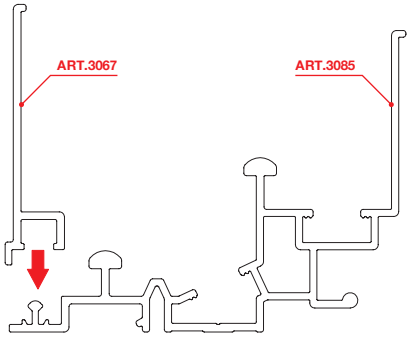

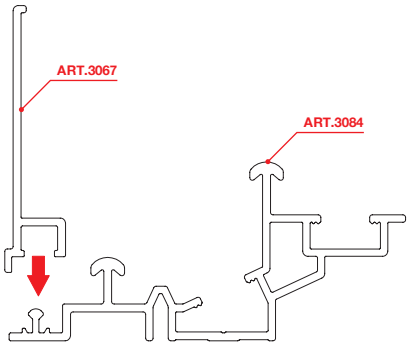

SCREW / VITE

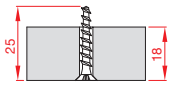

Ø 3,9x25

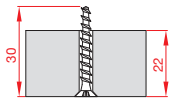

Ø 4,0x30

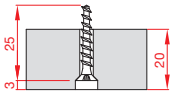

Ø 3,9x25

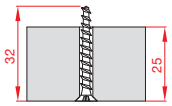

Ø 3,9x32

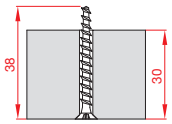

Ø 3,9x35

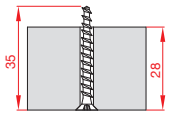

Ø 4,0x35

MEASUREMENTS DESCRIPTION / DESCRIZIONE MISURE

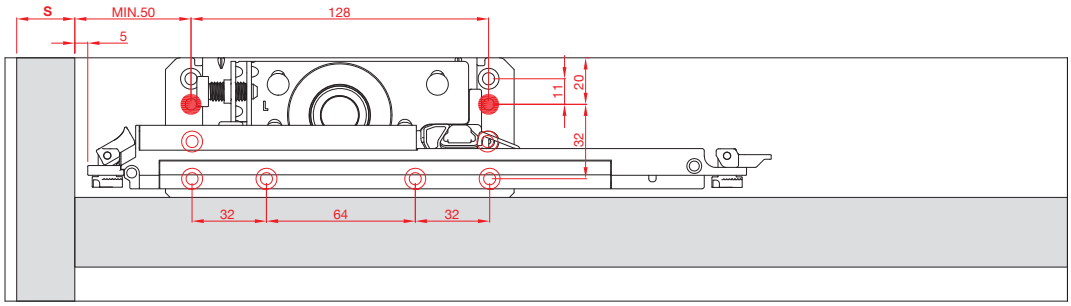

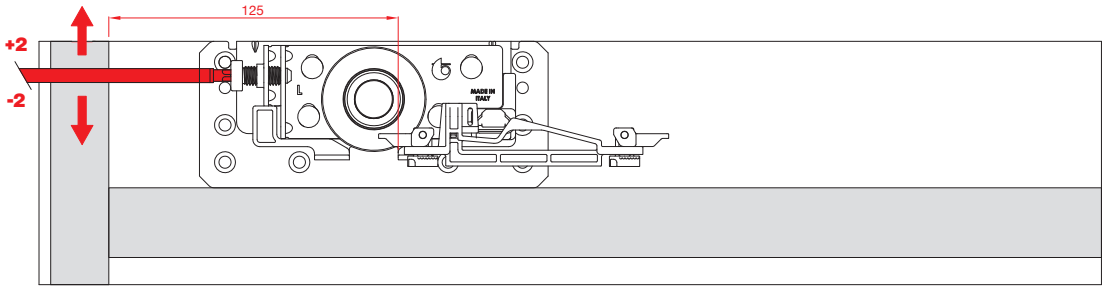

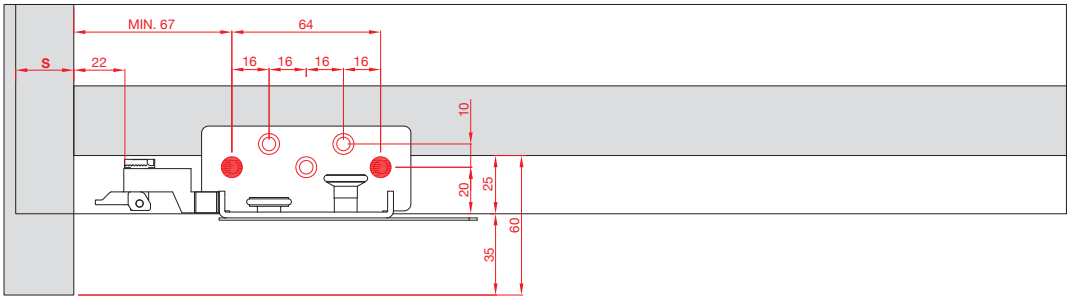

35 mm

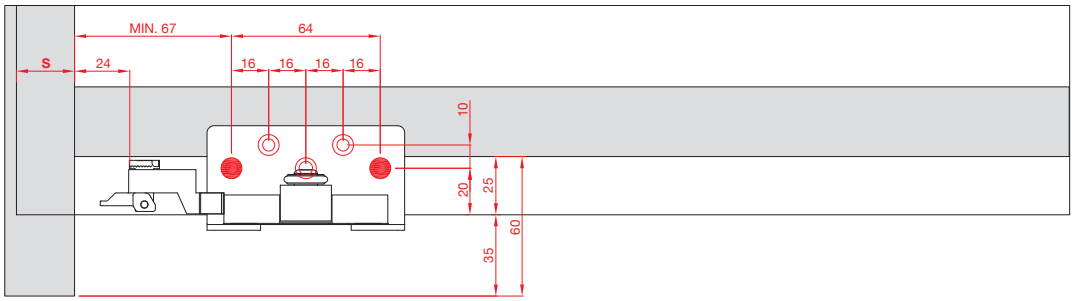

17 mm

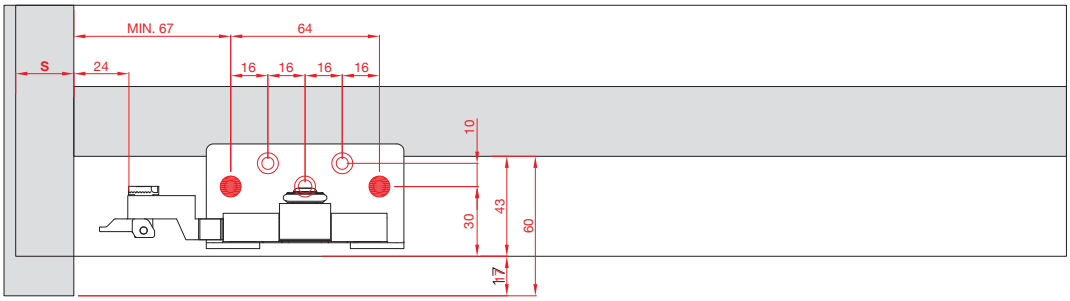

S = DOOR OVERLAP ON SIDE / S = SORMONTO ANTA SU FIANCO

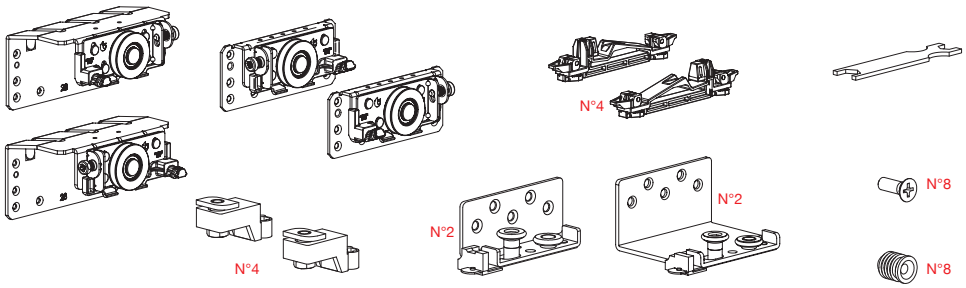

N.2 Doors
N.2 Ante

N.4 Standard stoppers
N.4 Fermi standard

Manual guide
Guida manuale

CODE		MAX	
K.1392.2.01.2		22 mm	**80 kg**
K.1394.2.01.2		28 mm	**80 kg**
K.1395.2.01.2	**A**	30 mm	**80 kg**
K.1396.2.01.2		33 mm	**80 kg**
K.1397.2.01.2		40 mm	**70 kg**
K.1398.2.01.2		50 mm	**60 kg**

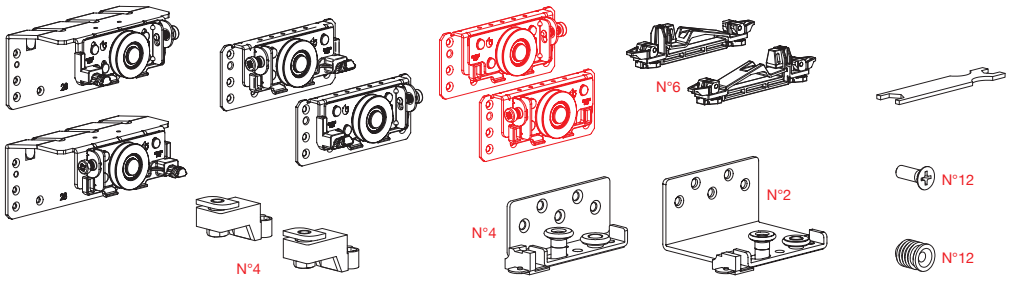

N.3 Doors
N.3 Ante

N.6 Standard stoppers
N.6 Fermi standard

Manual guide
Guida manuale

CODE		MAX	
K.1392.3.02.2		22 mm	**80 kg**
K.1394.3.02.2		28 mm	**80 kg**
K.1395.3.02.2	**A**	30 mm	**80 kg**
K.1396.3.02.2		33 mm	**80 kg**
K.1397.3.02.2		40 mm	**70 kg**
K.1398.3.02.2		50 mm	**60 kg**

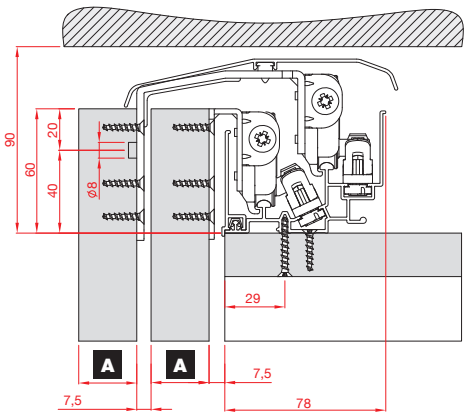

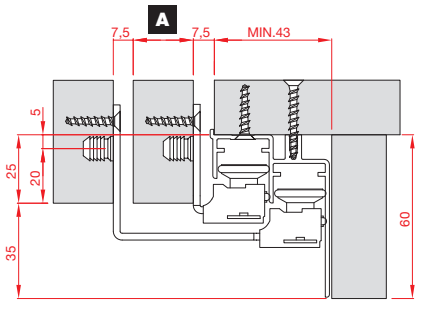

35 mm

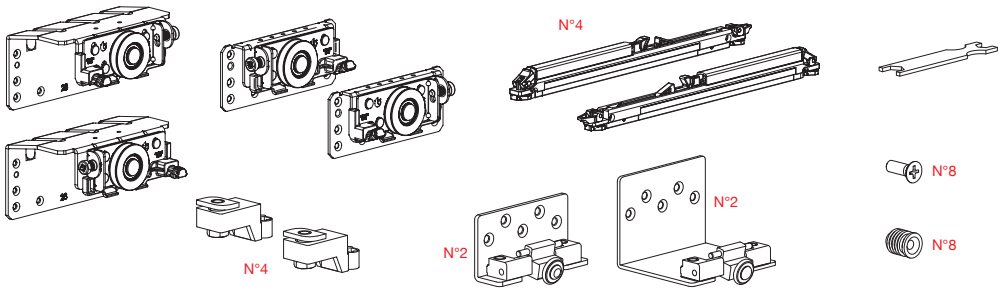

CODE		MAX	
K.1392.2.03.3	A	22 mm	**80 kg**
K.1393.2.03.3		25 mm	**80 kg**
K.1394.2.03.3		28 mm	**80 kg**
K.1395.2.03.3		30 mm	**80 kg**
K.1396.2.03.3		33 mm	**80 kg**
K.1397.2.03.3		40 mm	**70 kg**
K.1398.2.03.3		50 mm	**60 kg**

N.2 Doors
N.2 Ante

N.4 Fluid dampers
N.4 Fermi ammortizzati
Fluid

Snap hook guide
Guida a scatto

FLUID

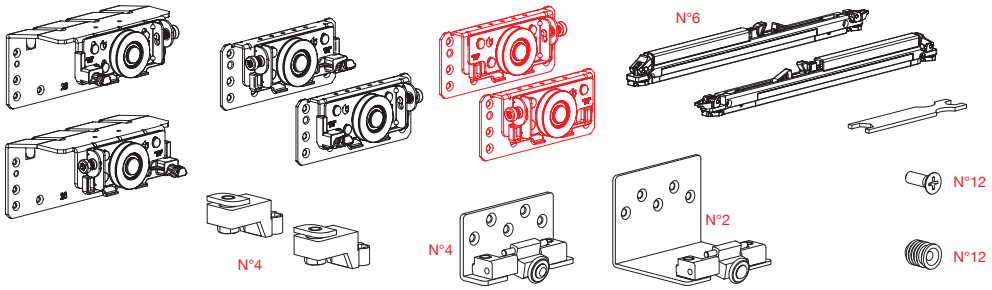

CODE		MAX	
K.1392.3.04.3	A	22 mm	**80 kg**
K.1393.3.04.3		25 mm	**80 kg**
K.1394.3.04.3		28 mm	**80 kg**
K.1395.3.04.3		30 mm	**80 kg**
K.1396.3.04.3		33 mm	**80 kg**
K.1397.3.04.3		40 mm	**70 kg**
K.1398.3.04.3		50 mm	**60 kg**

N.3 Doors
N.3 Ante

N.6 Fluid dampers
N.6 Fermi ammortizzati
Fluid

Snap hook guide
Guida a scatto

FLUID

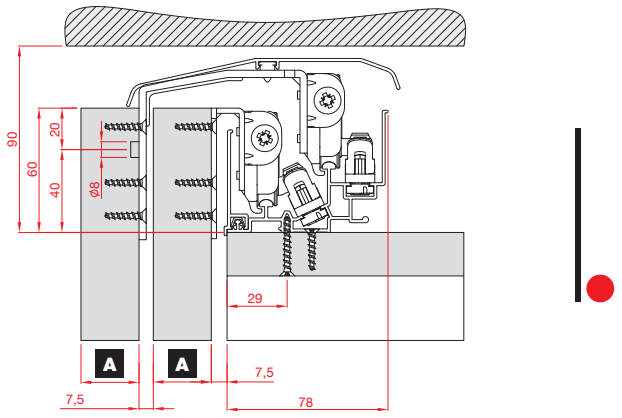

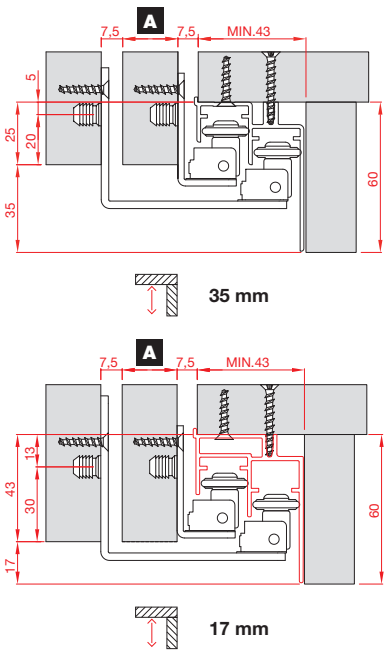

FLUID

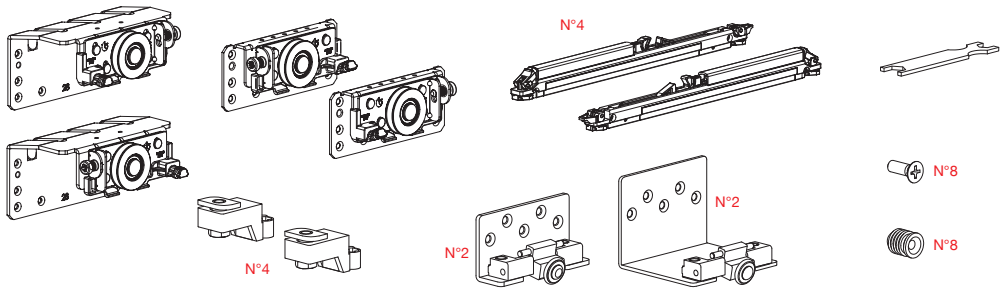

N.2 Doors
N.2 Ante

N.4 Fluid dampers
N.4 Fermi ammortizzati
Fluid

Snap hook guide
Guida a scatto

CODE		MAX	
K.1392.2.05.3	A	22 mm	40 kg
K.1393.2.05.3		25 mm	
K.1394.2.05.3		28 mm	
K.1395.2.05.3		30 mm	
K.1396.2.05.3		33 mm	
K.1397.2.05.3		40 mm	
K.1398.2.05.3		50 mm	

FLUID

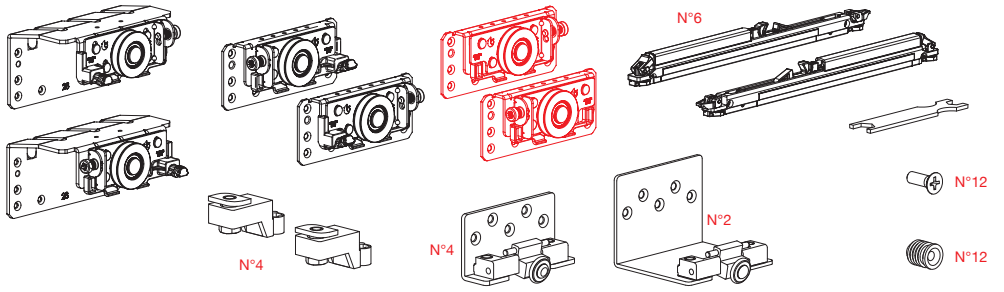

N.3 Doors
N.3 Ante

N.6 Fluid dampers
N.6 Fermi ammortizzati
Fluid

Snap hook guide
Guida a scatto

CODE		MAX	
K.1392.3.06.3	A	22 mm	40 kg
K.1393.3.06.3		25 mm	
K.1394.3.06.3		28 mm	
K.1395.3.06.3		30 mm	
K.1396.3.06.3		33 mm	
K.1397.3.06.3		40 mm	
K.1398.3.06.3		50 mm	

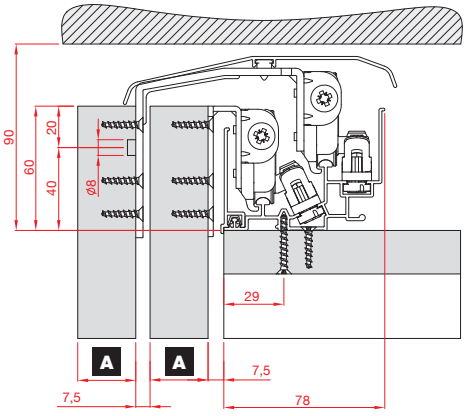

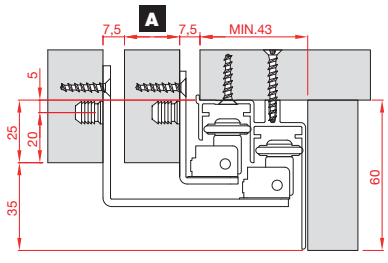

35 mm

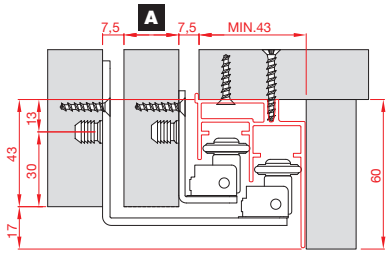

17 mm

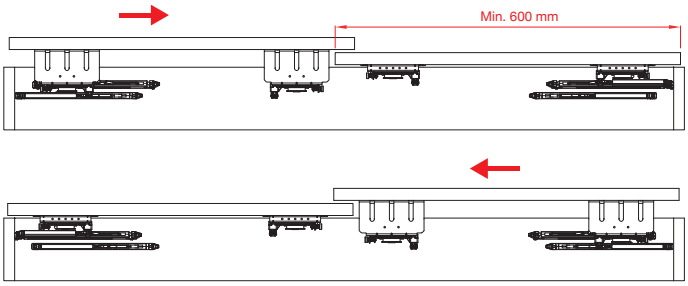

N.2 Doors
N.2 Ante

N.4 Fluid stoppers
(opening and closing)
N.4 Fermi Fluid
(apertura e chiusura)

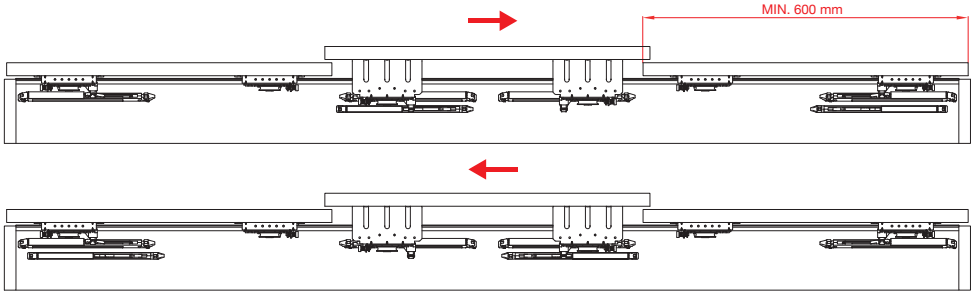

N.3 Doors
N.3 Ante

N.6 Fluid stoppers
(opening and closing)
N.6 Fermi Fluid
(apertura e chiusura)

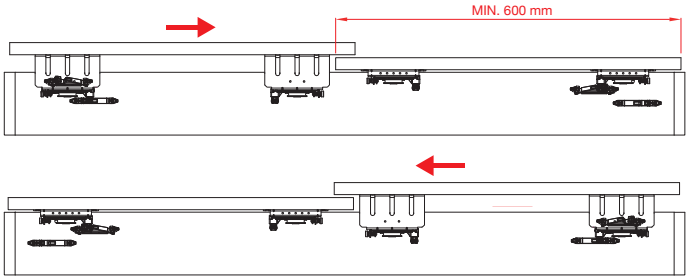

N.2 Doors
N.2 Ante

N.4 Standard stoppers
(opening and closing)
N.4 Fermi standard
(apertura e chiusura)

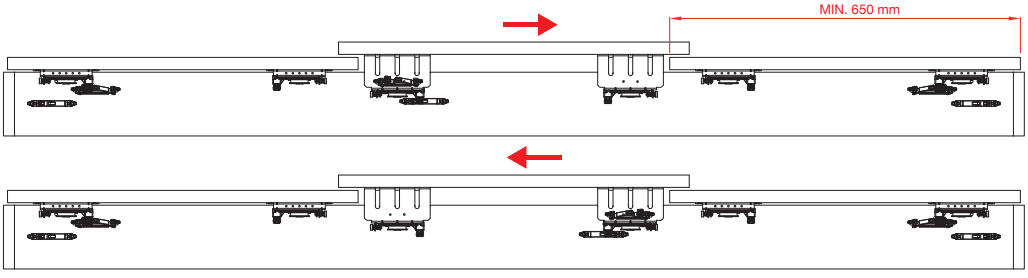

N.3 Doors
N.3 Ante

N.6 Standard stoppers
(opening and closing)
N.6 Fermi standard
(apertura e chiusura)

ADD-ON KIT

N°1 DOUBLE-SIDED CUSHIONED CENTRAL STOP / N°1 FERMO CENTRALE AMMORTIZZATO SU DUE LATI

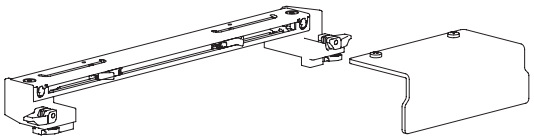

CODE		MAX	
K.1390.0.0.1	A	22÷50 mm	60÷80 kg

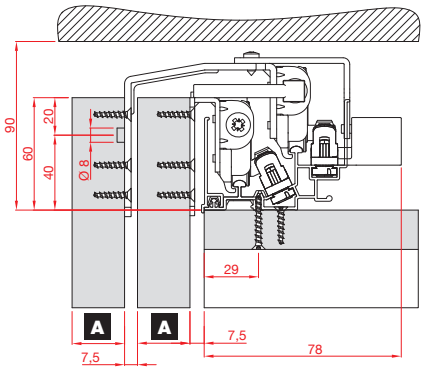

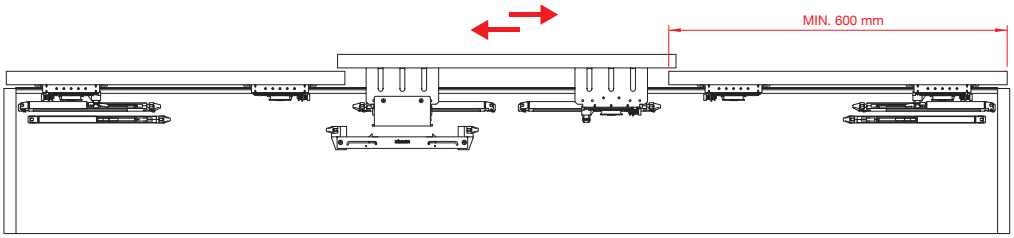

ATTENTION! CAN ONLY BE USED WITH TRACKS ART. 3084 - 3086 - 3089
ATTENZIONE! UTILIZZABILE SOLO CON I BINARI ART. 3084 - 3086 - 3089

ADD-ON KIT

HANDLE SAVER / SALVAMANIGLIA

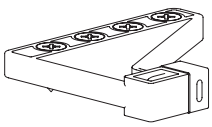

CODE		
K.1390.0.0.2	22÷50 mm	60÷80 kg

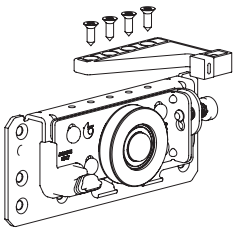

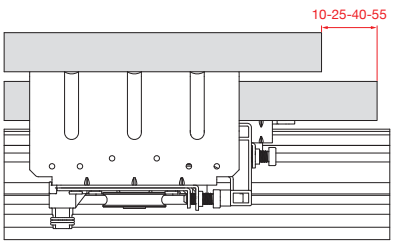

ADD-ON KIT

ANTI-COLLISION FOR INTERNAL DOORS / ANTI-SBATTIMENTO PER ANTE INTERNE

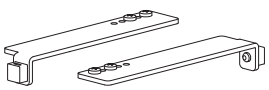

CODE		
K.1390.0.0.3	22÷50 mm	60÷80 kg

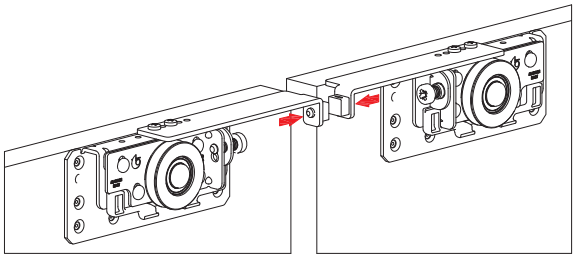

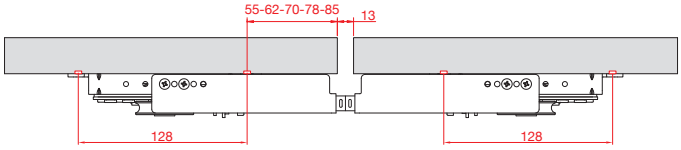

TRACKS WITH CLIP FASTENING / BINARI CON FISSAGGIO A CLIP

A:2 Min. 500 mm

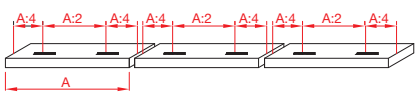

B:3 Min. 500 mm

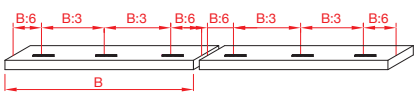

C:6 Min. 500 mm

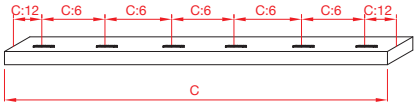

CLAMPING SYSTEM WITH PUNCHED TRACKS / SISTEMA DI FISSAGGIO CON BINARI FORATI

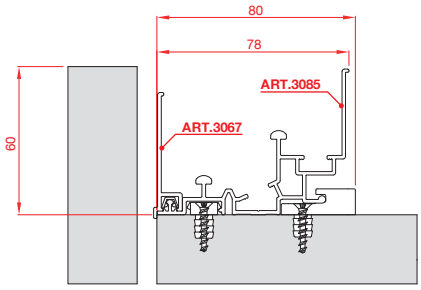

ART. 3067	ART. 3085
8 00 0 .03067	8 00 0 .03085
8 01 0 .03067	8 01 0 .03085

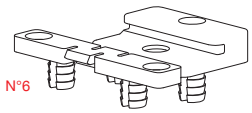

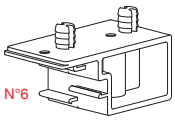

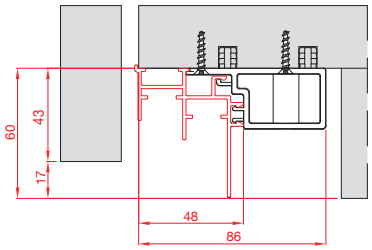

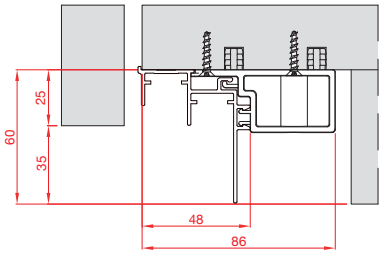

ART. 1008	ART. 1009
8 00 0 .01008	8 00 0 .01009
8 01 0 .01008	8 01 0 .01009

CODE
K.2957-2958

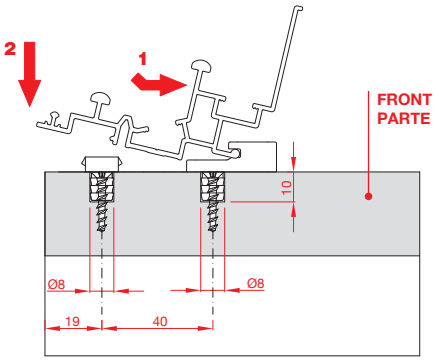

FRONT OF THE SHELF
PARTE FRONTALE DEL RIPIANO

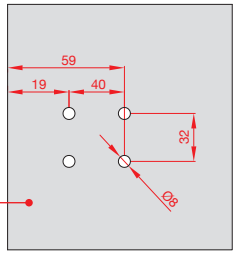

TOP SHELF
RIPIANO SUPERIORE

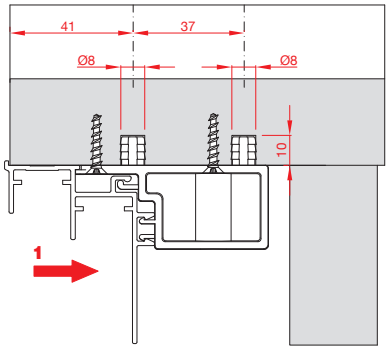

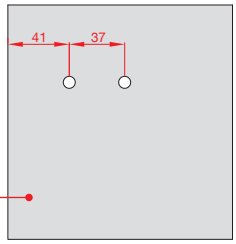

BASE
BASAMENTO

LOWER GUIDES / GUIDE INFERIORI

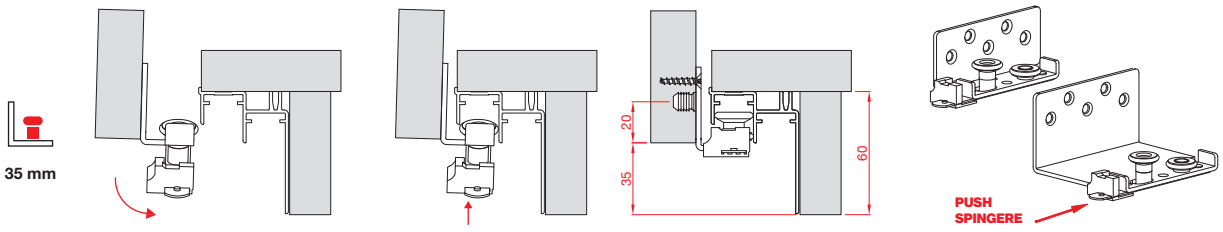

MANUAL GUIDE WITH 2 WHEELS / GUIDA MANUALE CON 2 RUOTE

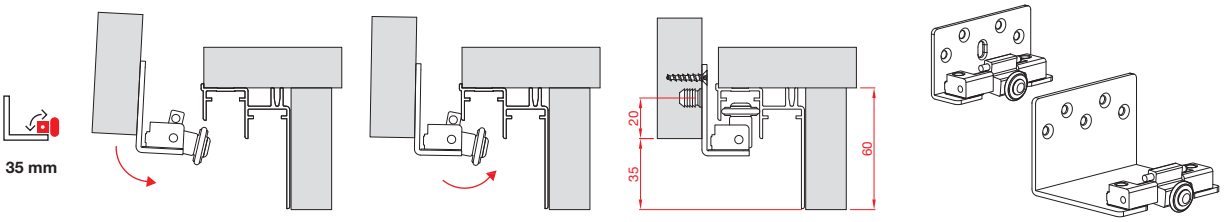

SNAP HOOK GUIDE WITH ONE WHEEL / GUIDA A SCATTO CON 1 RUOTA

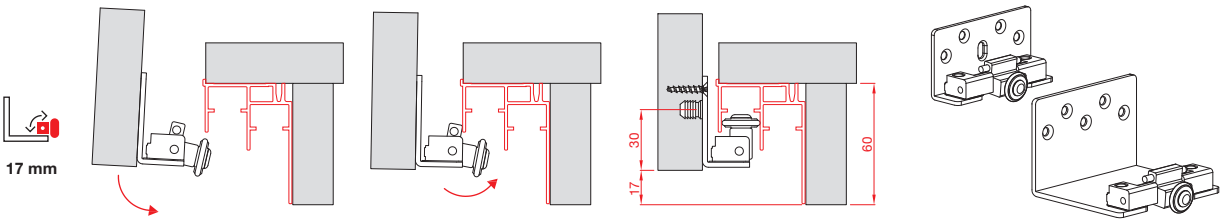

SNAP HOOK GUIDE WITH ONE WHEEL / GUIDA A SCATTO CON 1 RUOTA

ACCESSORY DESCRIPTION / DESCRIZIONE ACCESSORI

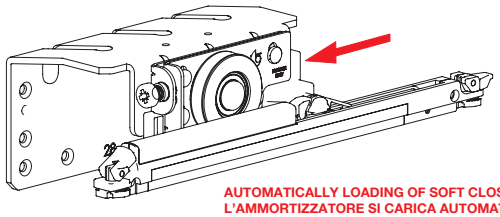

AUTOMATICALLY LOADING OF SOFT CLOSING SYSTEM
L'AMMORTIZZATORE SI CARICA AUTOMATICAMENTE

FLUID STOPPER / FERMO FLUID

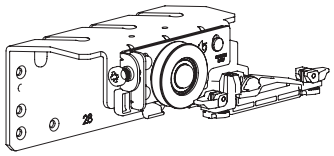

STANDARD STOPPER / FERMO STANDARD

PATENTED ANTI-UNHOOKING SYSTEM / SISTEMA DI ANTISGANCIAMENTO BREVETTATO

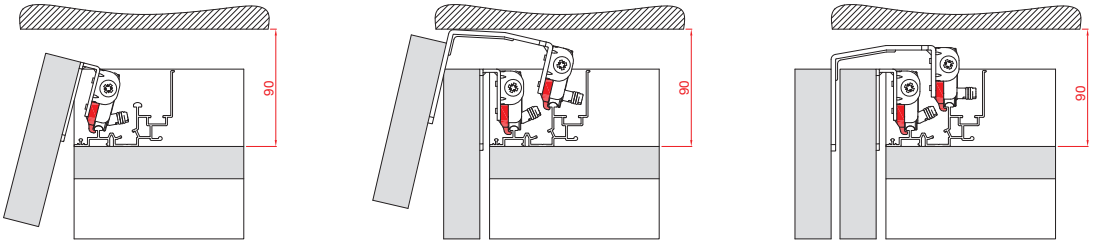



www.ternoscorrevoli.com/star-fluid



Terno Scorrevoli S.p.A.

Via Ravenna, 4 - 20814 Varedo (MB) ITALY
Phone +39 0362 543001 - Fax +39 0362 582290

terno@ternoscorrevoli.com
www.ternoscorrevoli.com

VER.03-2023