Test Verification of Conformity

Verification Number: 230227202GZU-VOC001

On the basis of the referenced test report(s), sample(s) tested of the below product have been found to comply with the standards harmonized with the directives listed on this verification at the time the tests were carried out. Other standards and Directives may be relevant to the product. This verification is part of the full test report(s) and should be read in conjunction with it <them>.

Once compliance with all product relevant CE mark directives are verified, including any relevant e.g. risk assessment and production control, the manufacturer may indicate compliance by signing a Declaration of Conformity themselves and applying the mark to products identical to the tested sample(s).

Applicant Name & Address:	
Product Description:	Air Cooler
Models/Type References:	
Ratings & Principle Characteristics:	220-240 V~, 50 Hz, 90 W, Class II, T or without T
Brand Name:	
Relevant Standards/Directives:	EN IEC 55014-1:2021 EN IEC 61000-3-2:2019+A1:2021 EN 61000-3-3:2013+A1:2019+A2:2021 EN IEC 55014-2:2021 EMC Directive 2014/30/EU
Verification Issuing Office Name & Address:	Intertek Testing Services Shenzhen Ltd. Guangzhou Branch
Date of Tests:	27 February 2023-28 February 2023
Test Report Number(s):	230227202GZU-001

Owen Huang

Signature

Name: Owen Huang
Position: Team Leader
Date: 02 March 2023

This Verification is for the exclusive use of Intertek's client and is provided pursuant to the agreement between Intertek and its Client. Intertek's responsibility and liability are limited to the terms and conditions of the agreement. Intertek assumes no liability to any party, other than to the Client in accordance with the agreement, for any loss, expense or damage occasioned by the use of this Verification. Only the Client is authorized to permit copying or distribution of this Verification. Any use of the Intertek name or one of its marks for the sale or advertisement of the tested material, product or service must first be approved in writing by Intertek. The observations and test/inspection results referenced in this Verification are relevant only to the sample tested/inspected. This Verification by itself does not imply that the material, product, or service is or has ever been under an Intertek certification program.

Test Verification of Conformity

Verification Number: 211207094GZU-VOC001

On the basis of the referenced test report(s), sample(s) tested of the below product have been found to comply with the standards harmonized with the directives listed on this verification at the time the tests were carried out. Other standards and Directives may be relevant to the product. This verification is part of the full test report(s) and should be read in conjunction with it <them>.

Once compliance with all product relevant CE mark directives are verified, including any relevant e.g. risk assessment and production control, the manufacturer may indicate compliance by signing a Declaration of Conformity themselves and applying the mark to products identical to the tested sample(s).

Applicant Name & Address:	
Product Description:	Air Cooler
Ratings & Principle Characteristics:	220-240 V~, 50 Hz, 90 W, Class II, T or without T
Models/Type References:	
Brand Name:	
Relevant Standards/Directives:	EN 60335-1:2012+A11:2014+A13:2017+A1:2019+A2:2019+A14:2019 +A15:2021 Household and similar electrical appliances – Safety – Part 1: General requirements EN 60335-2-80:2003+A1:2004+A2:2009 Household and similar electrical appliances – Safety – Part 2-80: Particular requirements for fans EN 60335-2-98:2003 + A1:2005 + A2:2008 + A11:2019 Household and similar electrical appliances – Safety – part 2-98: Particular requirements for humidifiers EN 62233:2008 Measurement methods for electromagnetic fields of household appliances and similar apparatus with regard to human exposure Low Voltage Directive 2014/35/EU
Verification Issuing Office Name & Address:	Intertek Testing Services Shenzhen Ltd. Guangzhou Branch
Date of Tests:	October 31, 2022 to February 23, 2023
Test Report Number(s):	221031101GZS-002

Signature Justin zhong

Name: **Justin zhong**
Position: **Sr. Project Engineer**
Date: **February 23, 2023**

This Verification is for the exclusive use of Intertek's client and is provided pursuant to the agreement between Intertek and its Client. Intertek's responsibility and liability are limited to the terms and conditions of the agreement. Intertek assumes no liability to any party, other than to the Client in accordance with the agreement, for any loss, expense or damage occasioned by the use of this Verification. Only the Client is authorized to permit copying or distribution of this Verification. Any use of the Intertek name or one of its marks for the sale or advertisement of the tested material, product or service must first be approved in writing by Intertek. The observations and test/inspection results referenced in this Verification are relevant only to the sample tested/inspected. This Verification by itself does not imply that the material, product, or service is or has ever been under an Intertek certification program.

[redacted]

TEST REPORT

SCOPE OF WORK
EMC TESTING–[redacted]

REPORT NUMBER
230227202GZU-001

ISSUE DATE **[REVISED DATE]**
02 March 2023 [----------]

PAGES
64

DOCUMENT CONTROL NUMBER
EN IEC 55014:2021 (With electronics)-a
© 2021 INTERTEK



Total Quality. Assured.

Room 02, & 101/E201/E301/
E401/E501/E601/E701/E801 of
Room 01 1-8/F., No. 7-2. Caipin
Road, Science City, GETDD,
Guangzhou, Guangdong, China
Telephone: +86 20 8213 9688
Facsimile: +86 20 3205 7538
www.intertek.com.cn

TEST REPORT

Applicant Name & Address	:	
Manufacturing Site	:	Same as applicant
Intertek Report No.	:	230227202GZU-001

Test standards

EN IEC 55014-1:2021
EN IEC 61000-3-2:2019+A1:2021
EN 61000-3-3:2013+A1:2019+A2:2021
EN IEC 55014-2:2021

Sample Description

Product	:	Air Cooler
Model No.	:	
Electrical Rating	:	220-240 V~, 50 Hz, 90 W, Class II, T or without T
Serial No.	:	Not Labeled
Date Received	:	27 February 2023
Date Test Conducted	:	27 February 2023-28 February 2023

Prepared and Checked By:

Tom Xiao

Tom Xiao
Engineer

Approved By:

Owen Huang

Owen Huang
Team Leader

This report is for the exclusive use of Intertek's Client and is provided pursuant to the agreement between Intertek and its Client. Intertek's responsibility and liability are limited to the terms and conditions of the agreement. Intertek assumes no liability to any party, other than to the Client in accordance with the agreement, for any loss, expense or damage occasioned by the use of this report. Only the Client is authorized to permit copying or distribution of this report and then only in its entirety. Any use of the Intertek name or one of its marks for the sale or advertisement of the tested material, product or service must first be approved in writing by Intertek. The observations and test results in this report are relevant only to the sample tested. This report by itself does not imply that the material, product, or service is or has ever been under an Intertek certification program.

Test Report issued under the responsibility of:

intertek
Total Quality. Assured.

TEST REPORT
IEC 60335-2-80&98

Safety of household and similar electrical appliances
Part 2-80: Particular requirements for fans
Part 2-98: Particular requirements for humidifiers

Report Number. .....:	221031101GZS-002
Date of issue .....:	February 23, 2023
Total number of pages.....:	137
Name of Testing Laboratory preparing the Report.....:	Intertek Testing Services Shenzhen Ltd. Guangzhou Branch
Applicant's name.....:	
Address .....:	
Test specification:	
Standard.....:	IEC 60335-2-80:2002, AMD1:2004, AMD2:2008 and IEC 60335-2-98:2002, AMD1:2004, AMD2:2008 for use in conjunction with IEC 60335-1:2010, AMD1:2013, AMD2:2016
Test procedure .....:	LVD Scheme
Non-standard test method .....:	N/A
TRF template used .....:	IECEE OD-2020-F1:2020, Ed.1.3
Test Report Form No.....:	IEC60335_2_80&98H
Test Report Form(s) Originator ....:	CQC
Master TRF.....:	Dated 2020-11-10

Copyright © 2020 IEC System of Conformity Assessment Schemes for Electrotechnical Equipment and Components (IECEE System). All rights reserved.

This publication may be reproduced in whole or in part for non-commercial purposes as long as the IECEE is acknowledged as copyright owner and source of the material. IECEE takes no responsibility for and will not assume liability for damages resulting from the reader's interpretation of the reproduced material due to its placement and context.

If this Test Report Form is used by non-IECEE members, the IECEE/IEC logo and the reference to the CB Scheme procedure shall be removed.

This report is not valid as a CB Test Report unless signed by an approved IECEE Testing Laboratory and appended to a CB Test Certificate issued by an NCB in accordance with IECEE 02.

General disclaimer:

The test results presented in this report relate only to the object tested.
This report shall not be reproduced, except in full, without the written approval of the Issuing NCB. The authenticity of this Test Report and its contents can be verified by contacting the NCB, responsible for this Test Report.

Disclaimer: This document is controlled and has been released electronically.
Only the version on the IECEE Website is the current document version

Test item description .....:	Air Cooler
Trade Mark(s).....:	
Manufacturer.....:	Same as applicant
Model/Type reference .....:	
Ratings .....:	220-240 V~, 50 Hz, 90 W, Class II, T or without T

Responsible Testing Laboratory (as applicable), testing procedure and testing location(s):			
☒	**CB Testing Laboratory:**	Intertek Testing Services Shenzhen Ltd. Guangzhou Branch	
Testing location/ address ..... :			
Tested by (name, function, signature) ..... :		Hugh Hu Engineer	
Approved by (name, function, signature) .. :		Justin Zhong Reviewer	
☐	**Testing procedure: CTF Stage 1:**		
Testing location/ address ..... :			
Tested by (name, function, signature) ..... :			
Approved by (name, function, signature) .. :			
☐	**Testing procedure: CTF Stage 2:**		
Testing location/ address ..... :			
Tested by (name + signature) ..... :			
Witnessed by (name, function, signature). :			
Approved by (name, function, signature) .. :			
☐	**Testing procedure: CTF Stage 3:**		
☐	**Testing procedure: CTF Stage 4:**		
Testing location/ address ..... :			
Tested by (name, function, signature) ..... :			
Witnessed by (name, function, signature). :			
Approved by (name, function, signature) .. :			
Supervised by (name, function, signature) :			

List of Attachments (including a total number of pages in each attachment):

None

Summary of testing:

The products tested comply with the standards of

EN 60335-1:2012 + A11:2014 + A13:2017 + A1:2019 + A2:2019 + A14:2019 + A15:2021;
EN 60335-2-80:2003 + A1:2004 + A2:2009;
EN 60335-2-98:2003 + A1:2005 + A2:2008 + A11:2019;
EN 62233:2008

Tests performed (name of test and test clause):	**Testing location:**
Model [redacted] was subjected to full tests. The cation & anion generator was tested with appliance according to standard clause 32 of EN 60335-2-65 Additional test of IPX8 was conducted on water pump SP-650.	Intertek Testing Services Shenzhen Ltd. Guangzhou Branch [redacted]

Summary of compliance with National Differences (List of countries addressed):

European Group

☒ **The product fulfils the requirements of:**

EN 60335-1:2012 + A11:2014 + A13:2017 + A1:2019 + A2:2019 + A14:2019 + A15:2021;
EN 60335-2-80:2003 + A1:2004 + A2:2009;
EN 60335-2-98:2003 + A1:2005 + A2:2008 + A11:2019;
EN 62233:2008

Statement concerning the uncertainty of the measurement systems used for the tests

N/A

☐ **Internal procedure used for type testing through which traceability of the measuring uncertainty has been established:**

Procedure number, issue date and title:

Calculations leading to the reported values are on file with the NCB and testing laboratory that conducted the testing.

☒ **Statement not required by the standard used for type testing**

Copy of marking plate:

The artwork below may be only a draft. The use of certification marks on a product must be authorized by the respective NCBs that own these marks.

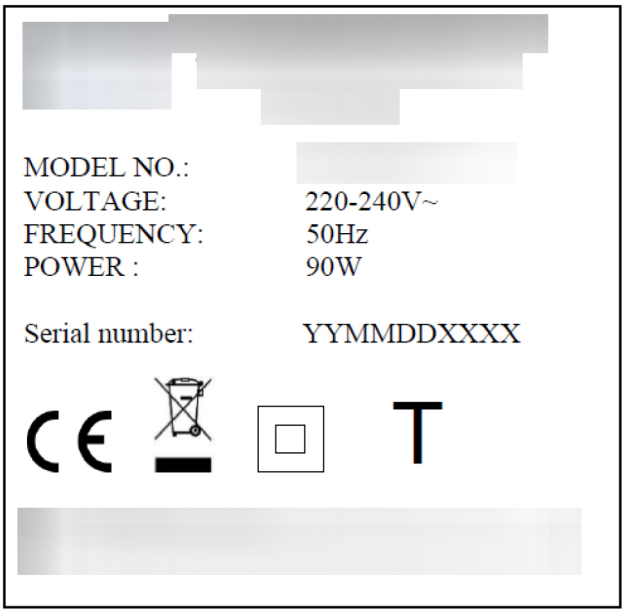

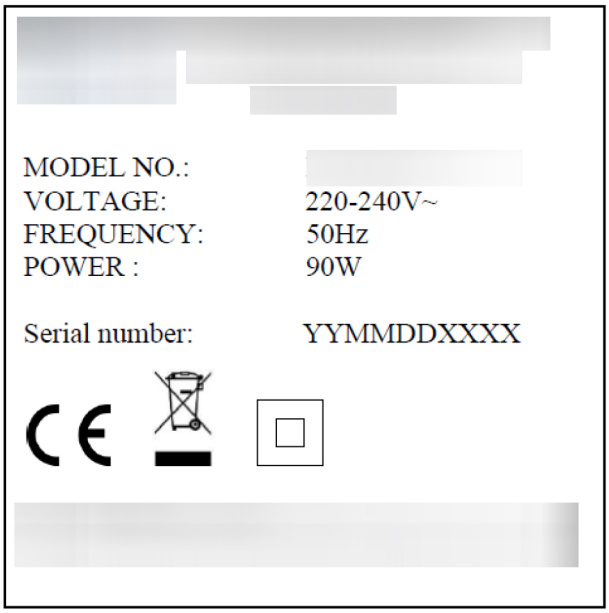

YYMMDDXXXX	=	**Serial number**		
DD	=	actual day date		
MM	=	actual month code	January	„01“
			February	„02“
			etc.	
			December	„12“
YY	=	actual year code	2013	13
			2014	14
			2015	15
			etc.	
XXXX	=	Production code Decide by client		

Remark:

1. Marking labels for other models are same as above labels except model name.
2. When placing these electrical equipment on the market, the importer and manufacturer should indicate on the electrical equipment his name, registered trade name or registered trade mark and the postal address at which he can be contacted.
3. When placing these electric equipment on the market, type, batch, or series number that allows their identifications will be pasted on the appliance

intertek
Total Quality. Assured.

[redacted]

TEST REPORT

SCOPE OF WORK
ENERGY EFFICIENCY TESTING - Air Cooler

[redacted]

REPORT NUMBER
221108138GZU-001

ISSUE DATE	[REVISED DATE]
14-Feb-2023	NONE

PAGES
9

DOCUMENT CONTROL NUMBER
FAN-EU-TRF_V1.1[24-May-2021]
©2021 INTERTEK



Total Quality. Assured.

Report No. 221108138GZU-001

Testing Laboratory:	Intertek Testing Services Shenzhen Ltd. Guangzhou Branch
Address:	Room 02, & 101/E201/E301/E401/E501/E601/E701/E801 of Room 01 1-8/F., No. 7-2. Caipin Road, Science City, GETDD, Guangzhou, Guangdong, China
Applicant/Manufacturer:	
Address:	
Manufacturing site:	Same as applicant
Address:	Same as applicant Address
Testing Location:	Same as Testing Laboratory
Address:	Same as Testing Laboratory Address
Product:	Air Cooler
Brand Name:	
Description:	The product covered by this report is a household, indoor use, cord connected electric Air Cooler.
Model(s):	
Model Similarity:	All models are identical except the Anion Generation function ,WIFI function.
Ratings:	220-240V~ 50Hz,90W
Date of receipt of sample(s):	10-Nov-2022
Date Range of Test:	9-Feb-2023
Test standard(s) or criteria(s):	(EU) No 206/2012 + (EU) 2016/2282 EN IEC 60879:2019 EN 50564:2011 EN IEC 60704-1:2021 EN IEC 60704-2-7:2020
Conclusion:	These results are in compliance with the stage 1 & 2 requirement of COMMISSION REGULATION (EU) No 206/2012, implementing Directive 2009/125/EC.

Prepared by:	Elvis Cai	Approved by:	Taylor Cai
Title:	Engineer	Title:	Sr.Project Engineer
Signature:	Elvis Cai	Signature:	Taylor Cai

This report is for the exclusive use of Intertek's Client and is provided pursuant to the agreement between Intertek and its Client. Intertek's responsibility and liability are limited to the terms and conditions of the agreement. Intertek assumes no liability to any party, other than to the Client in accordance with the agreement, for any loss, expense or damage occasioned by the use of this report. Only the Client is authorized to permit copying or distribution of this report and then only in its entirety. Any use of the Intertek name or one of its marks for the sale or advertisement of the tested material, product or service must first be approved in writing by Intertek. The observations and test results in this report are relevant only to the sample tested. This report by itself does not imply that the material, product, or service is or has ever been under an Intertek certification program. Determination of the test conclusion is based on IEC Guide 115 in consideration of measurement uncertainty.

Photos:

Photo 1 - Front view



Photo 2 - Rear view



Photo 3 - Nameplate

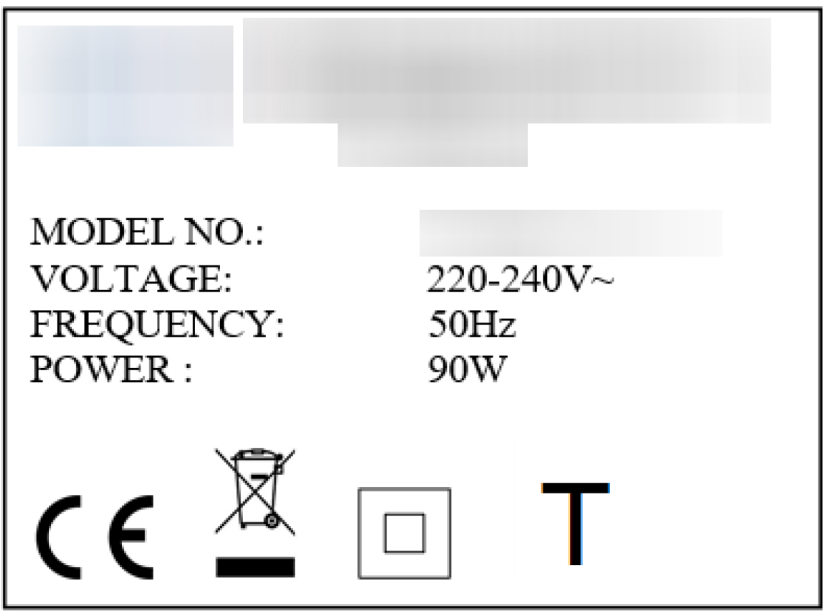

Product Details

Item	Data
Model number of Unit Under Tested	
Serial number	NA
Condition of sample(s)	Prototype
Product type	Air Cooler
Fan Specification [mm]	230
Number of fan speed	3
Control type of fan speed	Electric Button & Remote control
Oscillation type	N/A
Oscillation style	N/A

Critical Components

Name	Manufacturer / trademark	Type / model	Technical data
Fan motor			220-240V,50Hz,80W
Alternative			220-240V,50Hz,80W
Motor running capacitor (for fan motor YSY7525)			450VAC, 1.5µF
	Various	Various	450VAC or 400VAC, 1.5µF
Motor running capacitor (for fan motor YYF-28-2)			450VAC, 2µF
	Various	Various	450VAC or 400VAC, 2µF

NOTE
"Various" means any type, from any manufacturer that complies with the "Technical data and securement means" can be used.

Ecodesign requirements

Clause	Ecodesign requirements - GENERIC ECODESIGN REQUIREMENTS	Result - Remark	Verdict
(a)	From 1 July 2010		--
Off mode	Power consumption of equipment in any off-mode condition shall not exceed 1,00 W		N/A
Standby mode	The power consumption of equipment in any condition providing only a reactivation function, or providing only a reactivation function and a mere indication of enabled reactivation function, shall not exceed 1,00 W	0.3 W	Pass
	The power consumption of equipment in any condition providing only information or status display, or providing only a combination of reactivation function and information or status display, shall not exceed 2,00 W		N/A
Availability of standby and/or off mode	Equipment shall, except where this is inappropriate for the intended use, provide off mode and/or standby mode, and/or another condition which does not exceed the applicable power consumption requirements for off mode and/or standby mode when the equipment is connected to the mains power source	Standby Mode	Pass

Clause	Ecodesign requirements - GENERIC ECODESIGN REQUIREMENTS	Result - Remark	Verdict
(d)	From 1 January 2014		--
Off mode	Power consumption of equipment in any off-mode condition shall not exceed 0,50 W		N/A
Standby mode	The power consumption of equipment in any condition providing only a reactivation function, or providing only a reactivation function and a mere indication of enabled reactivation function, shall not exceed 0,50 W	0.3 W	Pass
	The power consumption of equipment in any condition providing only information or status display, or providing only a combination of reactivation function and information or status display, shall not exceed 1,00 W		N/A
Availability of standby and/or off mode	Equipment shall, except where this is inappropriate for the intended use, provide off mode and/or standby mode, and/or another condition which does not exceed the applicable power consumption requirements for off mode and/or standby mode when the equipment is connected to the mains power source	Standby Mode	Pass
Power management	When equipment is not providing the main function, or when other energy- using product(s) are not dependent on its functions, equipment shall, unless inappropriate for the intended use, offer a power management function, or a similar function, that switches equipment after the shortest possible period of time appropriate for the intended use of the equipment, automatically into: — standby mode, or — off mode, or — another condition which does not exceed the applicable power consumption requirements for off mode and/or standby mode when the equipment is connected to the mains power source. The power management function shall be activated before delivery.		N/A

Test Data

For fan motor YSY7525

Item	Symbol	Unit	Value
Maximum fan flow rate	F	m^3/min	25.2
Fan power input	P	W	82.0
Service value	SV	(m^3/min)/W	0.3
Standby power consumption	P_{SB}	W	0.3
Seasonal electricity consumption	Q	kWh/a	26.6
Fan sound power level	L_{WA}	dB(A)	59
Maximum air velocity	c	meters/sec	5.9

For fan motor YYF-28-2

Item	Symbol	Unit	Value
Maximum fan flow rate	F	m^3/min	26.4
Fan power input	P	W	82.5
Service value	SV	(m^3/min)/W	0.3
Standby power consumption	P_{SB}	W	0.3
Seasonal electricity consumption	Q	kWh/a	26.7
Fan sound power level	L_{WA}	dB(A)	59
Maximum air velocity	c	meters/sec	6.0

Revision Summary

Date/ Proj # Site ID	Project Handler/ Reviewer	Item	Description of Change
			None

********** End of Report **********