DTC
Global Quality Benchmark

DOUBLE-WALL DRAWER SYSTEMS

MAGIC-PRO



The Metal Straight-sided Slim Drawer

A Perfect Mix of Fashion and Elegance





- Five drawer heights without rails :62.5mm,88mm,126mm, 174 mm,238 mm.Much more storage space.
- Inner drawer front and drawer side - possible to have various material(glass,wood,stone) as design options.
- Up & down, left & right and tilt adjustments.
- More efficient and convenient assembly and removal.


Quietness


Intelligence


Durability


Eco- Friendliness

MAGIC-PRO drawer systems, with smooth and stable running action and effortless closing, are suitable for high-end kitchens, bathrooms and other home spaces.

DTC
Global Quality Benchmark

DOUBLE-WALL DRAWER SYSTEMS

MAGIC-PRO





The contemporary design of straight drawer sides presents a fashion statement as well as providing exceptional performance.

MAGIC-PRO

HT10 Series Straight-sided Drawer System
(Super Low Drawer: N Height)

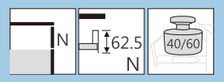

DTC
Global Quality Benchmark

PRODUCT



DESCRIPTION

- Concealed, full extension
- Dynamic load capacity: 40/60kg
- Tool free assembly and removal of drawer
- Silent system guarantees smooth run without noise
- 3D adjustment: Up & down adjustment: ± 1mm, left & right adjustment:± 1mm, tilt adjustment:+1.5,-2.5mm
- Finish: Silk white(E29), Grey matt(E30), Gloss white(E32), Stainless steel(F04)

SPACE REQUIREMENT

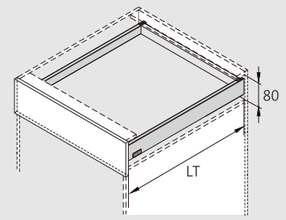

LT=Internal Cabinet Depth
LT=NL+3

SUPER LOW DRAWER FOR WOOD DRAWER BACK



Kit Package

Silk White(E29)! Grey Matt(E30)! Stainless Steel(F04)

NL	Soft Close item No.	Push-open item No.	Soft-close+ Push-open item No.	Set/ctn
270mm	HT102704A11	HT402704A11		1
300mm	HT103004A11	HT403004A11		1
350mm	HT103504A11	HT403504A11	HT503504A11	1
400mm	HT104004A11	HT404004A11	HT504004A11	1
450mm	HT104504A11	HT404504A11	HT504504A11	1
500mm	HT105004A11	HT405004A11	HT505004A11	1
550mm	HT105504A11	HT405504A11	HT505504A11	1
600mm	HT106004A11	HT406004A11	HT506004A11	1

1



Slides (left/right)
/Industrial Package

Pre-zinc Steel(F02)

NL	Soft Close item No.	Push-open item No.	Soft-close+ Push-open item No.	Set/ctn
270mm	HT102704H	HT402704H		5
300mm	HT103004H	HT403004H		5
350mm	HT103504H	HT403504H	HT503504H	5
400mm	HT104004H	HT404004H	HT504004H	5
450mm	HT104504H	HT404504H	HT504504H	5
500mm	HT105004H	HT405004H	HT505004H	5
550mm	HT105504H	HT405504H	HT505504H	5
600mm	HT106004H	HT406004H	HT506004H	5

2



Drawer Sides and Cover Caps (left/right)
/Industrial Package

Silk White(E29)! Grey Matt(E30)! Stainless Steel(F04)

NL	Item No.	Set/ctn
270mm	HT102701	5
300mm	HT103001	5
350mm	HT103501	5
400mm	HT104001	5
450mm	HT104501	5
500mm	HT105001	5
550mm	HT105501	5
600mm	HT106001	5

3



Back Fixing-brackets (left/right)/ Industrial Package

Silk White(E29)! Grey Matt(E30)! Chrome Plated(C01)

Item No.	HT10031
Set/ctn	60

30



Rod for Push-open Synchronization / Industrial Package
Size:1100mm.Cutting:Internal cabinet width LW-172
For Push-open drawer or Soft Close+Push-open drawer

Item No.	HT0FH02
Set/ctn	60

4



Front Fixing-brackets (left/right) / Industrial Package

Pre-zinc Steel(F02)

	Item No.	Set/ctn
Screw-on	HT10011	120
Press-in	HT10016	120

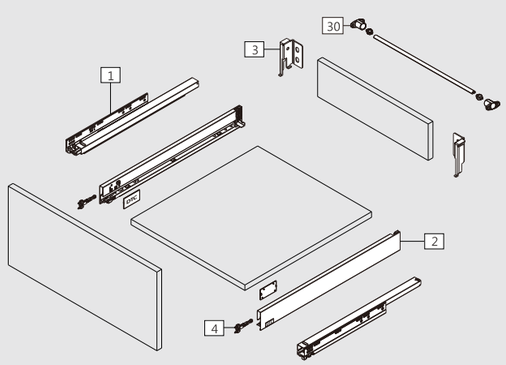

Rod for push-open synchronization not included in the kit

PLANNING

Installation Dimensions(mm)

NL=Nominal Slide Length
LT=Internal Cabinet Depth
LT=NL+3

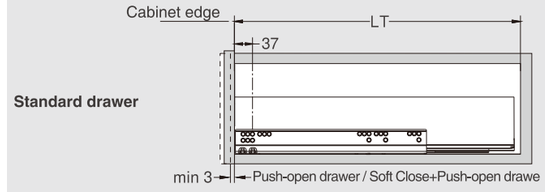

Cabinet Configuration

Cabinet widths/KB(mm)	Soft close drawer Stabilizer	Push-open drawer Synchronization rod
300	–	○
350	–	○
400	–	○
450	–	○
500	–	○
600	–	○
800	○	●
900	○	●
1000	○	●
1200	○	●

– not recommended
○ recommended
● strongly recommended

Screw Positions of the Slides(mm)

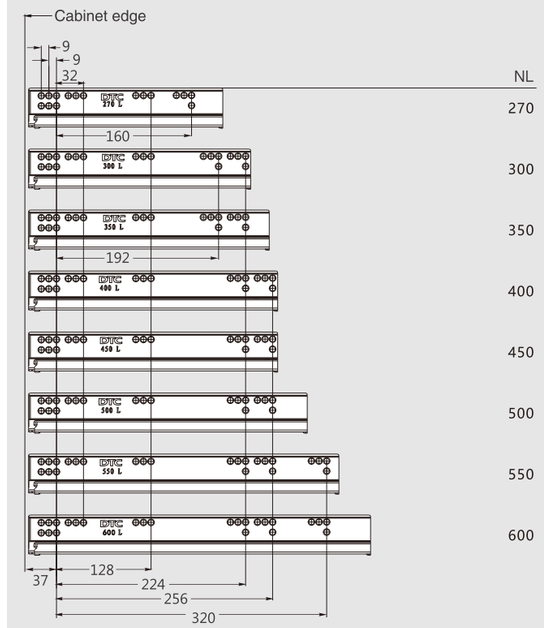

Installation Dimensions(mm)

LW=Internal Cabinet Width

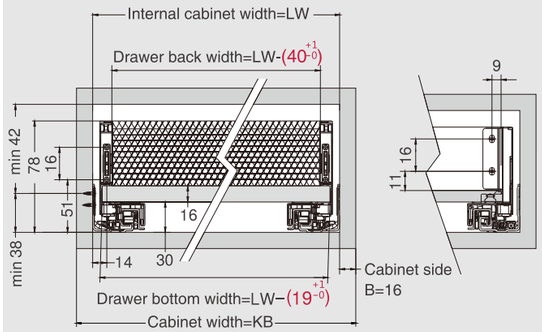

Drawer Front, Back and Bottom Dimensions(mm)

Drawer front

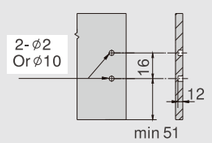

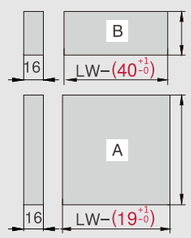

Back
39mm

Bottom
Wood back
NL-(29 -1) mm
Steel back
NL-27 mm

KB Cabinet width
LW Internal cabinet width
NL Nominal length

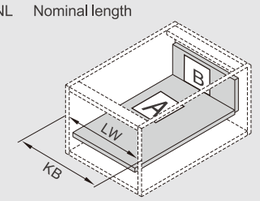

MAGIC-PRO

HT11 Series Straight-sided Drawer System
(Low Drawer: M Height)



DTC
Global Quality Benchmark

PRODUCT



DESCRIPTION

- Concealed, full extension
- Dynamic load capacity: 40/60kg
- Tool free assembly and removal of drawer
- Silent system guarantees smooth run without noise
- 3D adjustment: Up & down adjustment: ± 2mm, left & right adjustment:± 1.5mm, tilt adjustment:+1.5,-2.5mm
- Finish: Silk white(E29), Grey matt(E30), Gloss white(E32), Stainless steel(F04)

SPACE REQUIREMENT

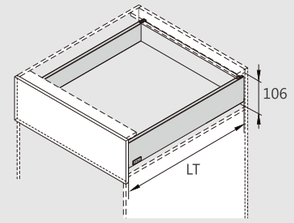

LT=Internal Cabinet Depth
LT=NL+3

LOW DRAWER FOR WOOD DRAWER BACK



Kit Package

Silk White(E29)! Grey Matt(E30)! Stainless Steel(F04)

NL	Soft Close item No.	Push-open item No.	Soft-close+ Push-open item No.	Set/ctn
270mm	HT112704A11	HT412704A11		1
300mm	HT113004A11	HT413004A11		1
350mm	HT113504A11	HT413504A11	HT513504A11	1
400mm	HT114004A11	HT414004A11	HT514004A11	1
450mm	HT114504A11	HT414504A11	HT514504A11	1
500mm	HT115004A11	HT415004A11	HT515004A11	1
550mm	HT115504A11	HT415504A11	HT515504A11	1
600mm	HT116004A11	HT416004A11	HT516004A11	1

1



Slides (left/right)
/Industrial Package

Pre-zinc Steel(F02)

NL	Soft Close item No.	Push-open item No.	Soft-close+ Push-open item No.	Set/ctn
270mm	HT102704H	HT402704H		5
300mm	HT103004H	HT403004H		5
350mm	HT103504H	HT403504H	HT503504H	5
400mm	HT104004H	HT404004H	HT504004H	5
450mm	HT104504H	HT404504H	HT504504H	5
500mm	HT105004H	HT405004H	HT505004H	5
550mm	HT105504H	HT405504H	HT505504H	5
600mm	HT106004H	HT406004H	HT506004H	5

2



Drawer Sides and Cover Caps (left/right)
/Industrial Package

Silk White(E29)! Grey Matt(E30)! Stainless Steel(F04)

NL	Item No.	Set/ctn
270mm	HT112701	5
300mm	HT113001	5
350mm	HT113501	5
400mm	HT114001	5
450mm	HT114501	5
500mm	HT115001	5
550mm	HT115501	5
600mm	HT116001	5

3



Back Fixing-brackets (left/right)/ Industrial Package

Silk White(E29)! Grey Matt(E30)! Chrome Plated(C01)

Item No.	HT11031
Set/ctn	60

30



Rod for Push-open Synchronization / Industrial Package
Size:1100mm.Cutting:Internal cabinet width LW-172
For Push-open drawer or Soft Close+Push-open drawer

Item No.	HT0FH02
Set/ctn	60

4



Front Fixing-brackets (left/right) / Industrial Package

Zinc Plated(B01)

	Item No.	Set/ctn
Screw-on	TB01011	120
Press-in	TB01016	120

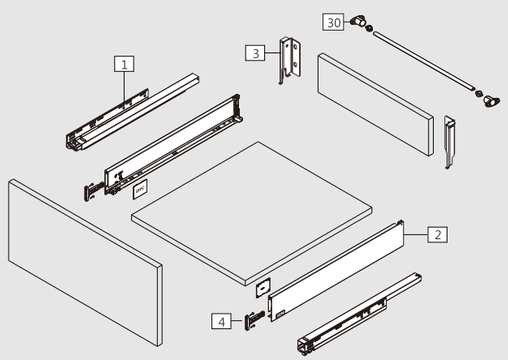

Rod for push-open synchronization not included in the kit

PLANNING

Installation Dimensions(mm)

NL=Nominal Slide Length
LT=Internal Cabinet Depth
LT=NL+3

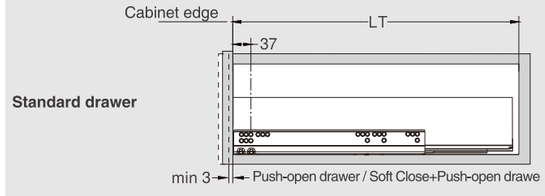

Cabinet Configuration

Cabinet widths/KB(mm)	Soft close drawer Stabilizer	Push-open drawer Synchronization rod
300	–	○
350	–	○
400	–	○
450	–	○
500	–	○
600	–	○
800	○	●
900	○	●
1000	○	●
1200	○	●

– not recommended
○ recommended
● strongly recommended

Screw Positions of the Slides(mm)

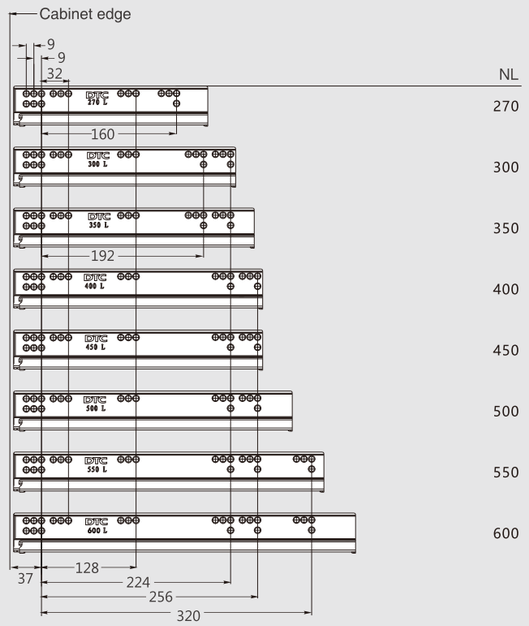

Installation Dimensions(mm)

LW=Internal Cabinet Width

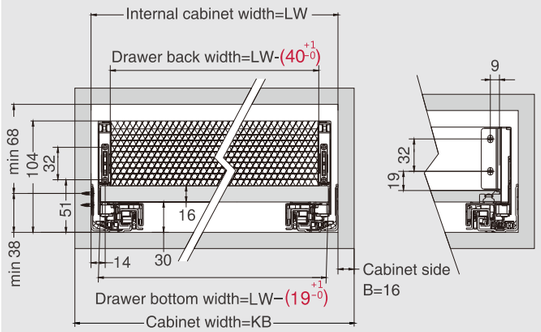

Drawer Front, Back and Bottom Dimensions(mm)

Drawer front

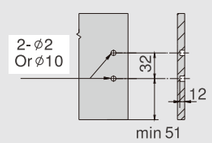

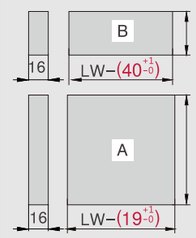

Back
63mm

Bottom
Wood back
NL–(29 -1) mm
Steel back
NL–27 mm

KB Cabinet width
LW Internal cabinet width
NL Nominal length

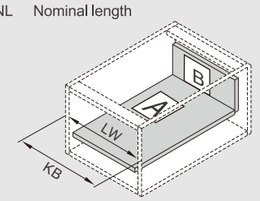

MAGIC-PRO

HT11 Series Straight-sided Drawer System
(Low Drawer: M Height)



DTC
Global Quality Benchmark

PRODUCT



DESCRIPTION

- Concealed, full extension
- Dynamic load capacity: 40/60kg
- Tool free assembly and removal of drawer
- Silent system guarantees smooth run without noise
- 3D adjustment: Up & down adjustment: ± 2mm, left & right adjustment:± 1.5mm, tilt adjustment:+1.5,-2.5mm
- Finish: Silk white(E29), Grey matt(E30), Gloss white(E32), Stainless steel(F04)

SPACE REQUIREMENT

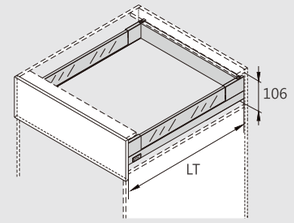

LT=Internal Cabinet Depth
LT=NL+3

LOW DRAWER WITH GLASS-BOXSIDE FOR WOOD DRAWER BACK

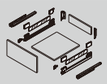

Kit Package

Silk White(E29)! Grey Matt(E30)! Stainless Steel(F04)

NL	Soft Close item No.	Push-open item No.	Soft-close+ Push-open item No.	Set/ctn
270mm	HT112704A12	HT412704A12		1
300mm	HT113004A12	HT413004A12		1
350mm	HT113504A12	HT413504A12	HT513504A12	1
400mm	HT114004A12	HT414004A12	HT514004A12	1
450mm	HT114504A12	HT414504A12	HT514504A12	1
500mm	HT115004A12	HT415004A12	HT515004A12	1
550mm	HT115504A12	HT415504A12	HT515504A12	1
600mm	HT116004A12	HT416004A12	HT516004A12	1

1 

Slides (left/right) /Industrial Package

Pre-zinc Steel(F02)

NL	Soft Close item No.	Push-open item No.	Soft-close+ Push-open item No.	Set/ctn
270mm	HT102704H	HT402704H		5
300mm	HT103004H	HT403004H		5
350mm	HT103504H	HT403504H	HT503504H	5
400mm	HT104004H	HT404004H	HT504004H	5
450mm	HT104504H	HT404504H	HT504504H	5
500mm	HT105004H	HT405004H	HT505004H	5
550mm	HT105504H	HT405504H	HT505504H	5
600mm	HT106004H	HT406004H	HT506004H	5

2 

Drawer Sides and Cover Caps (left/right) /Industrial Package

Silk White(E29)! Grey Matt(E30)! Stainless Steel(F04)

NL	Item No.	Set/ctn
270mm	HT112702	5
300mm	HT113002	5
350mm	HT113502	5
400mm	HT114002	5
450mm	HT114502	5
500mm	HT115002	5
550mm	HT115502	5
600mm	HT116002	5

15 

10mm Glass-boxside (left/right) /Industrial Package

Glass(G01)! Ground Glass(G02)! Figured Glass(G03)

NL	Item No.	Set/ctn
270mm	HT11061270	10
300mm	HT11061300	10
350mm	HT11061350	10
400mm	HT11061400	10
450mm	HT11061450	10
500mm	HT11061500	10
550mm	HT11061550	10
600mm	HT11061600	10

3 

Back Fixing-brackets (left/right)/ Industrial Package

Silk White(E29)! Grey Matt(E30)! Chrome Plated(C01)

Item No.	HT11031
Set/ctn	60

30 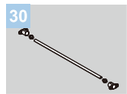

Rod for Push-open Synchronization / Industrial Package

For Push-open drawer or Soft Close+Push-open drawer

Item No.	HT0FH02
Set/ctn	60

Size:1100mm. Cutting: Internal cabinet width LW-172

4 

Front Fixing-brackets (left/right) / Industrial Package

Zinc Plated(B01)

	Item No.	Set/ctn
Screw-on	TB01011	120
Press-in	TB01016	120

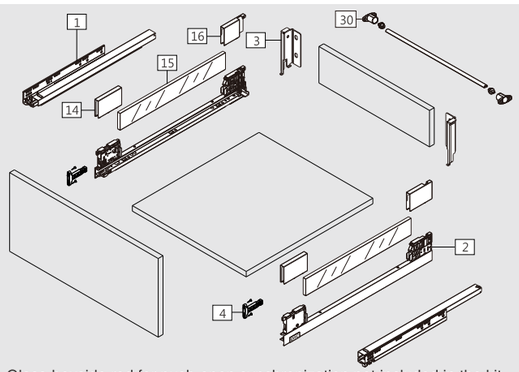

Glass-boxside rod for push-open synchronization not included in the kit

PLANNING

Installation Dimensions(mm)

NL=Nominal Slide Length
LT=Internal Cabinet Depth
LT=NL+3

Standard drawer

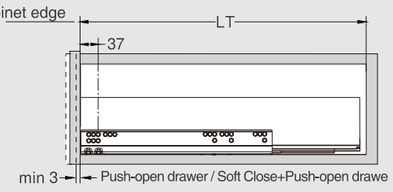

Cabinet Configuration

Cabinet widths/KB(mm)	Soft close drawer Stabilizer	Push-open drawer Synchronization rod
300	–	○
350	–	○
400	–	○
450	–	○
500	–	○
600	–	○
800	○	●
900	○	●
1000	○	●
1200	○	●

– not recommended
○ recommended
● strongly recommended

Screw Positions of the Slides(mm)

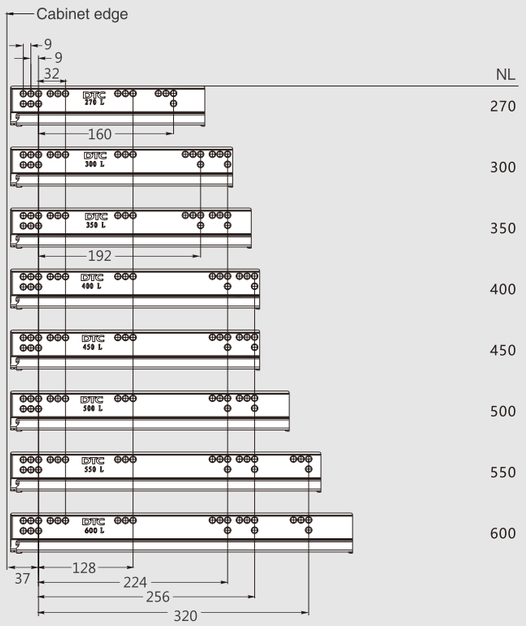

14 

Front Adapter (left/right) / Industrial Package
Silk White(E29)! Grey Matt(E30)! Stainless Steel(F04)

Item No.	HT11063
Set/ctn	60

16 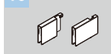

Front Adapter (left/right) / Industrial Package
Silk White(E29)! Grey Matt(E30)! Stainless Steel(F04)

Item No.	HT11064
Set/ctn	60

Installation Dimensions(mm)

LW=Internal Cabinet Width

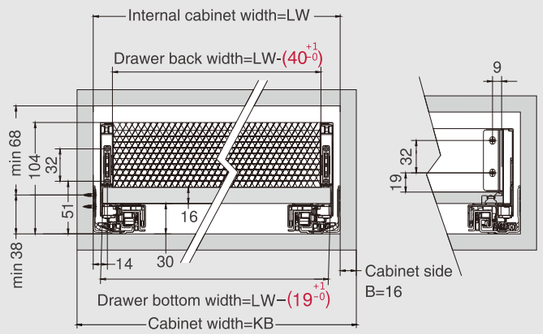

Front Section, Back and Bottom Dimensions(mm)

Drawer front

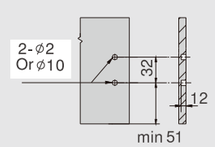

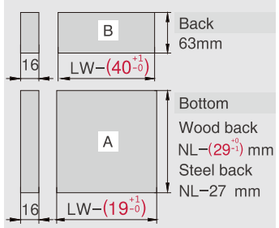

KB Cabinet width
LW Internal cabinet width
NL Nominal length

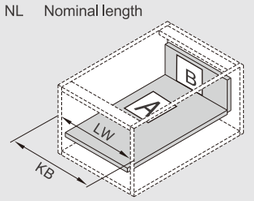

Glass-boxside Dimensions(mm)

10mm Glass-boxside

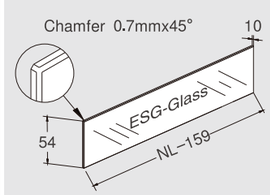

MAGIC-PRO

HT11 Series Straight-sided Drawer System
(Low Inner Drawer: M Height)



DTC
Global Quality Benchmark

PRODUCT



DESCRIPTION

- Concealed, full extension
- Dynamic load capacity: 40/60kg
- Tool free assembly and removal of drawer
- Silent system guarantees smooth run without noise
- 3D adjustment: Up & down adjustment: ± 2mm, left & right adjustment:± 1.5mm, tilt adjustment:+1.5,-2.5mm
- Finish: Silk white(E29), Grey matt(E30), Gloss white(E32), Stainless steel(F04)

SPACE REQUIREMENT

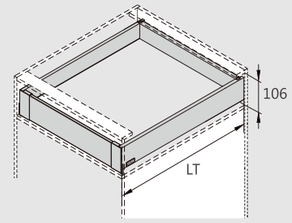

LT=Internal Cabinet Depth
Soft close slides LT=NL+3
Push-open slides LT=NL+12

LOW INNER DRAWER FOR WOOD DRAWER BACK

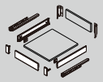

Kit Package

Silk White(E29)! Grey Matt(E30)! Stainless Steel(F04)

NL	Soft Close item No.	Push-open item No.	Set/ctn
270mm	HT112704Q11	HT412704Q11	1
300mm	HT113004Q11	HT413004Q11	1
350mm	HT113504Q11	HT413504Q11	1
400mm	HT114004Q11	HT414004Q11	1
450mm	HT114504Q11	HT414504Q11	1
500mm	HT115004Q11	HT415004Q11	1
550mm	HT115504Q11	HT415504Q11	1
600mm	HT116004Q11	HT416004Q11	1

1



Slides (left/right) /Industrial Package

Pre-zinc Steel(F02)

NL	Soft Close item No.	Push-open item No.	Set/ctn
270mm	HT102704H	HT402704H	5
300mm	HT103004H	HT403004H	5
350mm	HT103504H	HT403504H	5
400mm	HT104004H	HT404004H	5
450mm	HT104504H	HT404504H	5
500mm	HT105004H	HT405004H	5
550mm	HT105504H	HT405504H	5
600mm	HT106004H	HT406004H	5

2

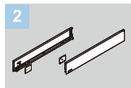

Drawer Sides and Cover Caps (left/right) /Industrial Package

Silk White(E29)! Grey Matt(E30)! Stainless Steel(F04)

NL	Item No.	Set/ctn
270mm	HT112701	5
300mm	HT113001	5
350mm	HT113501	5
400mm	HT114001	5
450mm	HT114501	5
500mm	HT115001	5
550mm	HT115501	5
600mm	HT116001	5

3



Back Fixing-brackets (left/right)/ Industrial Package
Silk White(E29)! Grey Matt(E30)! Chrome Plated(C01)
Item No. HT11031
Set/ctn 60

4



Front Fixing-brackets (left/right) / Industrial Package
Silk White(E29)! Grey Matt(E30)! Stainless Steel(F04)
Item No. HT11012
Set/ctn 60

5

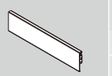

Front Section / Industrial Package
Size:1100mm.Cutting:Internal cabinet width LW-97
Silk White(E29)! Grey Matt(E30)! Chrome Plated(C01)
Item No. HT10022
Set/ctn 20

30

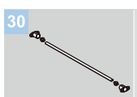

Rod for Push-open Synchronization / Industrial Package
Size:1100mm.Cutting:Internal cabinet width LW-172
Item No. HT0FH02
Set/ctn 60

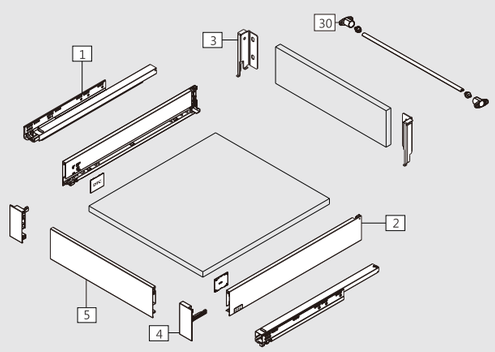

Front section and rod for push-open synchronization not included in the kit

PLANNING

Installation Dimensions(mm)

NL=Nominal Slide Length
LT=Internal Cabinet Depth

Soft close slides LT=NL+3
Push-open slides LT=NL+12

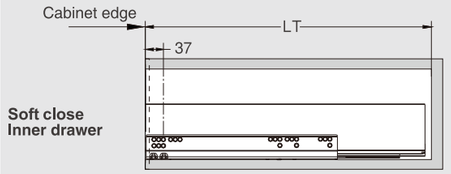

Cabinet Configuration

Cabinet widths/KB(mm)	Soft close drawer Stabilizer	Push-open drawer Synchronization rod
300	–	○
350	–	○
400	–	○
450	–	○
500	–	○
600	–	○
800	○	●
900	○	●
1000	○	●
1200	○	●

– not recommended
○ recommended
● strongly recommended

Fixing Hole Position for Push-open Inner Drawer(mm)

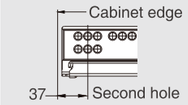

Installation Dimensions(mm)

LW=Internal Cabinet Width

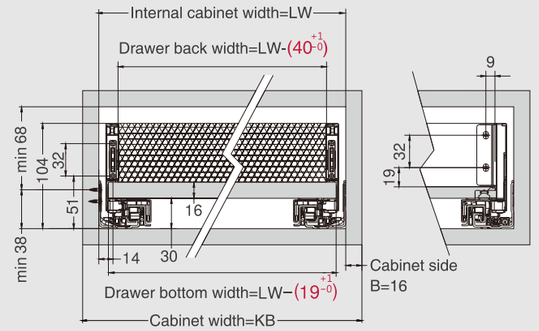

Screw Positions of the Slides(mm)

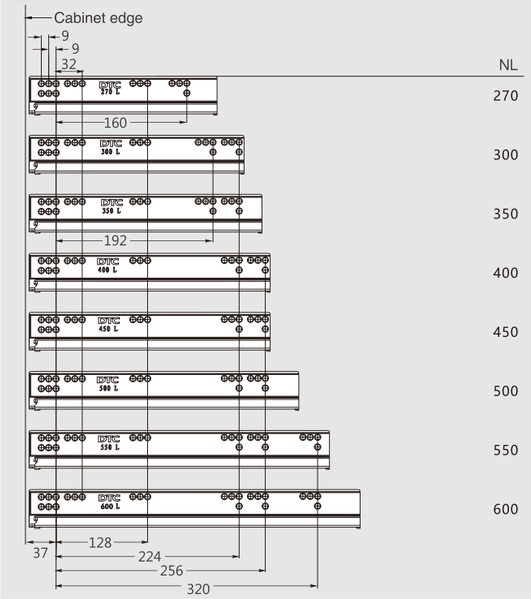

Front Section, Back and Bottom Dimensions(mm)

Front section

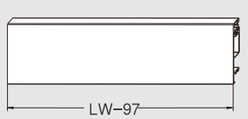

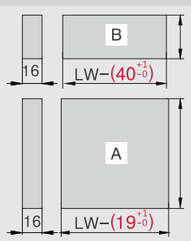

Back
63mm

Bottom
Wood back
NL–(29 -1) mm
Steel back
NL–27 mm

KB Cabinet width
LW Internal cabinet width
NL Nominal length

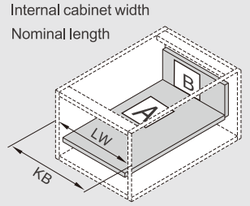

DOUBLE-WALL DRAWER SYSTEMS

MAGIC-PRO

HT11 Series Straight-sided Drawer System
(Low Inner Drawer: M Height)



DTC
Global Quality Benchmark

PRODUCT



DESCRIPTION

- Concealed, full extension
- Dynamic load capacity: 40/60kg
- Tool free assembly and removal of drawer
- Silent system guarantees smooth run without noise
- 3D adjustment: Up & down adjustment: ± 2mm, left & right adjustment:± 1.5mm, tilt adjustment:+1.5,-2.5mm
- Finish: Silk white(E29), Grey matt(E30), Gloss white(E32), Stainless steel(F04)

SPACE REQUIREMENT

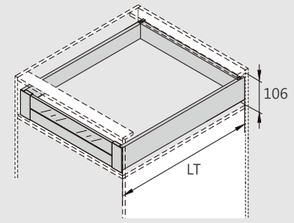

LT=Internal Cabinet Depth
Soft close slides LT=NL+3
Push-open slides LT=NL+12

LOW INNER DRAWER WITH GLASS FRONT FOR WOOD DRAWER BACK



Kit Package

Silk White(E29)! Grey Matt(E30)! Stainless Steel(F04)

NL	Soft Close item No.	Push-open item No.	Set/ctn
270mm	HT112704Q21	HT412704Q21	1
300mm	HT113004Q21	HT413004Q21	1
350mm	HT113504Q21	HT413504Q21	1
400mm	HT114004Q21	HT414004Q21	1
450mm	HT114504Q21	HT414504Q21	1
500mm	HT115004Q21	HT415004Q21	1
550mm	HT115504Q21	HT415504Q21	1
600mm	HT116004Q21	HT416004Q21	1

1



Slides (left/right) /Industrial Package

Pre-zinc Steel(F02)

NL	Soft Close item No.	Push-open item No.	Set/ctn
270mm	HT102704H	HT402704H	5
300mm	HT103004H	HT403004H	5
350mm	HT103504H	HT403504H	5
400mm	HT104004H	HT404004H	5
450mm	HT104504H	HT404504H	5
500mm	HT105004H	HT405004H	5
550mm	HT105504H	HT405504H	5
600mm	HT106004H	HT406004H	5

2

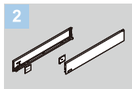

Drawer Sides and Cover Caps (left/right) /Industrial Package

Silk White(E29)! Grey Matt(E30)! Stainless Steel(F04)

NL	Item No.	Set/ctn
270mm	HT112701	5
300mm	HT113001	5
350mm	HT113501	5
400mm	HT114001	5
450mm	HT114501	5
500mm	HT115001	5
550mm	HT115501	5
600mm	HT116001	5

3



Back Fixing-brackets (left/right)/ Industrial Package
Silk White(E29)! Grey Matt(E30)! Chrome Plated(C01)
Item No. HT11031
Set/ctn 60

4



Front Fixing-brackets (left/right) / Industrial Package
Silk White(E29)! Grey Matt(E30)! Stainless Steel(F04)
Item No. HT11013
Set/ctn 60

5



Front Section / Industrial Package
Size:1100mm.Cutting:Internal cabinet width LW-97
Silk White(E29)! Grey Matt(E30)! Chrome Plated(C01)
Item No. HT10021
Set/ctn 20

30

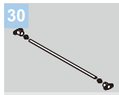

Rod for Push-open Synchronization / Industrial Package
Size:1100mm.Cutting:Internal cabinet width LW-172
Item No. HT0FH02
Set/ctn 60

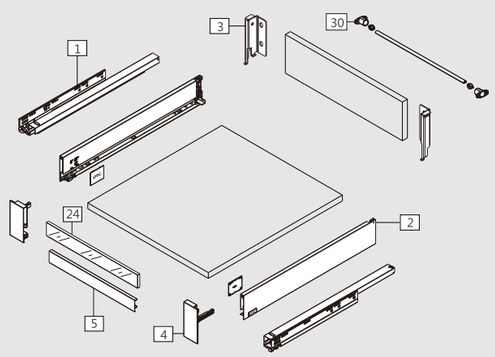

Front section, glass front and rod for push-open synchronization not included in the kit

PLANNING

Installation Dimensions(mm)

NL=Nominal Slide Length
LT=Internal Cabinet Depth

Soft close slides LT=NL+3
Push-open slides LT=NL+12

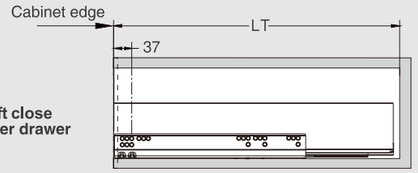

Fixing Hole Position for Push-open Inner Drawer(mm)

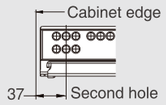

Screw Positions of the Slides(mm)

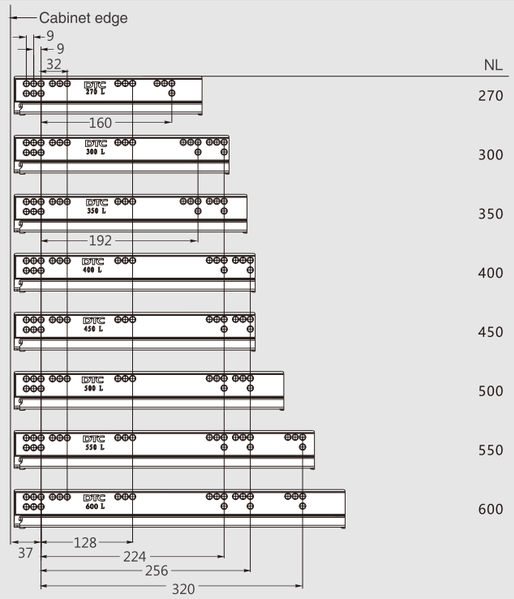

Cabinet Configuration

Cabinet widths/KB (mm)	Soft close drawer Stabilizer	Push-open drawer Synchronization rod
300	–	○
350	–	○
400	–	○
450	–	○
500	–	○
600	–	○
800	○	●
900	○	●
1000	○	●
1200	○	●

– not recommended
○ recommended
● strongly recommended

24

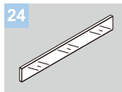

10mm Glass-front/Industrial Package

Glass(G01)! Ground Glass(G02)! Figured Glass(G03)

Cabinet widths/KB (mm)	Item No.	Pcs/ctn
300mm	HT11062300	10
350mm	HT11062350	10
400mm	HT11062400	10
450mm	HT11062450	10
500mm	HT11062500	10
600mm	HT11062600	10
800mm	HT11062800	10
900mm	HT11062900	10
1000mm	HT110621000	10
1200mm	HT110621200	10

Cabinet side thickness: B=16mm. For different cabinet side thickness e.g 18mm or 19mm, customised glass-front is needed.

Installation Dimensions(mm)

LW=Internal Cabinet Width

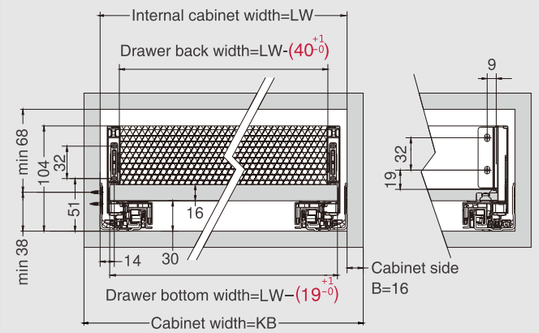

Front Section, Back and Bottom Dimensions(mm)

Glass front(10mm)

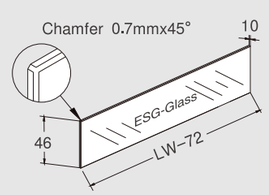

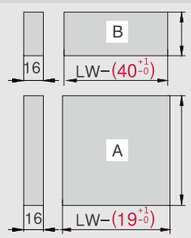

Back
63mm

Bottom
Wood back
NL–(29+1-0) mm
Steel back
NL–27 mm

KB Cabinet width
LW Internal cabinet width
NL Nominal length

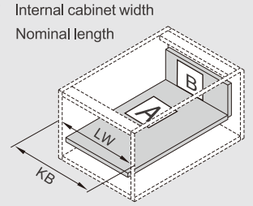

MAGIC-PRO

HT11 Series Straight-sided Drawer System
(Low Inner Drawer: M Height)



DTC
Global Quality Benchmark

PRODUCT



DESCRIPTION

- Concealed, full extension
- Dynamic load capacity: 40/60kg
- Tool free assembly and removal of drawer
- Silent system guarantees smooth run without noise
- 3D adjustment: Up & down adjustment: ± 2mm, left & right adjustment:± 1.5mm, tilt adjustment:+1.5,-2.5mm
- Finish: Silk white(E29), Grey matt(E30), Gloss white(E32), Stainless steel(F04)

SPACE REQUIREMENT

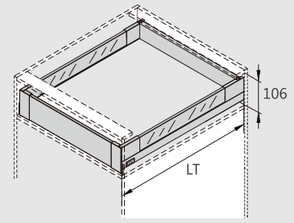

LT=Internal Cabinet Depth
Soft close slides LT=NL+3
Push-open slides LT=NL+12

LOW INNER DRAWER WITH GLASS-BOXSIDE FOR WOOD DRAWER BACK

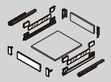

Kit Package

Silk White(E29)! Grey Matt(E30)! Stainless Steel(F04)

NL	Soft Close item No.	Push-open item No.	Set/ctn
270mm	HT112704Q12	HT412704Q12	1
300mm	HT113004Q12	HT413004Q12	1
350mm	HT113504Q12	HT413504Q12	1
400mm	HT114004Q12	HT414004Q12	1
450mm	HT114504Q12	HT414504Q12	1
500mm	HT115004Q12	HT415004Q12	1
550mm	HT115504Q12	HT415504Q12	1
600mm	HT116004Q12	HT416004Q12	1

1



Slides (left/right) /Industrial Package

Pre-zinc Steel(F02)

NL	Soft Close item No.	Push-open item No.	Set/ctn
270mm	HT102704H	HT402704H	5
300mm	HT103004H	HT403004H	5
350mm	HT103504H	HT403504H	5
400mm	HT104004H	HT404004H	5
450mm	HT104504H	HT404504H	5
500mm	HT105004H	HT405004H	5
550mm	HT105504H	HT405504H	5
600mm	HT106004H	HT406004H	5

2



Drawer Sides and Cover Caps (left/right) /Industrial Package

Silk White(E29)! Grey Matt(E30)! Stainless Steel(F04)

NL	Item No.	Set/ctn
270mm	HT112702	5
300mm	HT113002	5
350mm	HT113502	5
400mm	HT114002	5
450mm	HT114502	5
500mm	HT115002	5
550mm	HT115502	5
600mm	HT116002	5

15

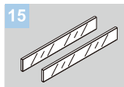

10mm Glass-boxside (left/right) /Industrial Package

Glass(G01)! Ground Glass(G02)! Figured Glass(G03)

NL	Item No.	Set/ctn
270mm	HT11061270	10
300mm	HT11061300	10
350mm	HT11061350	10
400mm	HT11061400	10
450mm	HT11061450	10
500mm	HT11061500	10
550mm	HT11061550	10
600mm	HT11061600	10

3



Back Fixing-brackets (left/right) / Industrial Package

Silk White(E29)! Grey Matt(E30)! Chrome Plated(C01)

Item No.	HT11031
Set/ctn	60

30



Rod for Push-open Synchronization / Industrial Package

Item No.	HT0FH02
Set/ctn	60

Size:1100mm. Cutting: Internalcabinet width LW-172

14



Front Adapter (left/right) / Industrial Package

Silk White(E29)! Grey Matt(E30)! Stainless Steel(F04)

Item No.	HT11063
Set/ctn	60

14

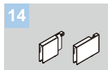

Rear Adapter (left/right) / Industrial Package

Silk White(E29)! Grey Matt(E30)! Stainless Steel(F04)

Item No.	HT11064
Set/ctn	60

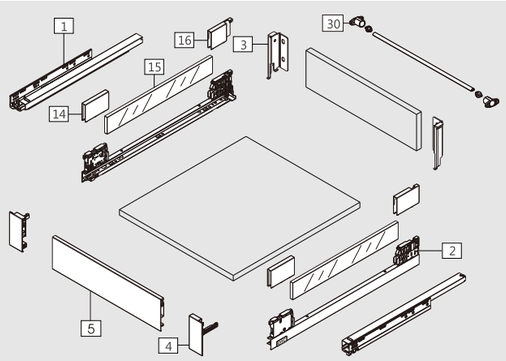

Glass-boxside, front section and rod for push-open synchronization not included in the kit

4



Front Fixing-brackets (left/right) / Industrial Package

Silk White(E29)! Grey Matt(E30)! Stainless Steel(F04)

Item No.	HT11012
Set/ctn	60

5

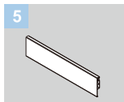

Front Section / Industrial Package For cutting to size, 1100mm.Cutting:Internal cabinet width LW-97

Silk White(E29)! Grey Matt(E30)! Chrome Plated(C01)

Item No.	HT10022
Set/ctn	20

PLANNING

Installation Dimensions(mm)

NL=Nominal Slide Length
LT=Internal Cabinet Depth

Soft close slides LT=NL+3
Push-open slides LT=NL+12

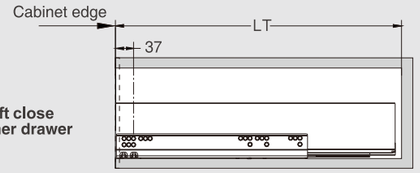

Cabinet Configuration

Cabinet widths/KB(mm)	Soft close drawer Stabilizer	Push-open drawer Synchronization rod
300	–	○
350	–	○
400	–	○
450	–	○
500	–	○
600	–	○
800	○	●
900	○	●
1000	○	●
1200	○	●

– not recommended
○ recommended
● strongly recommended

Fixing Hole Position for Push-open Inner Drawer(mm)

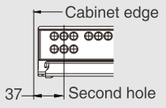

Installation Dimensions(mm)

LW=Internal Cabinet Width

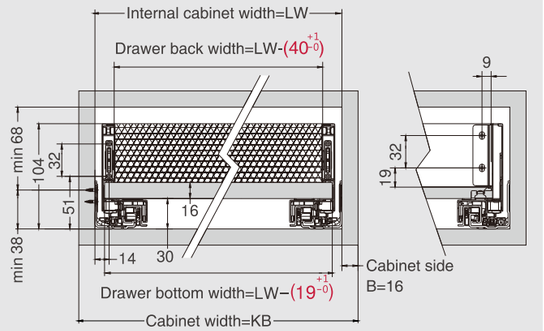

Screw Positions of the Slides(mm)

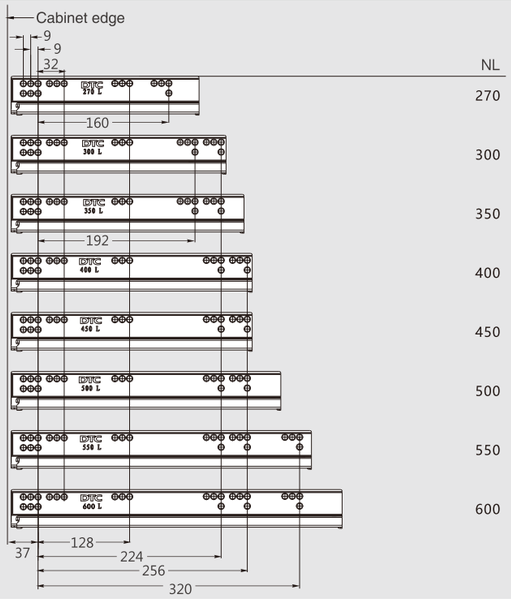

Front Section, Back and Bottom Dimensions(mm)

Front section

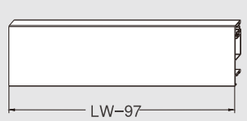

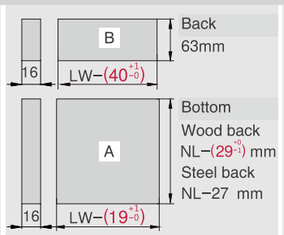

KB Cabinet width
LW Internal cabinet width
NL Nominal length

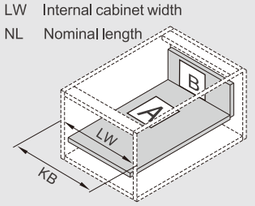

Glass-boxside Dimensions(mm)

10mm Glass-boxside

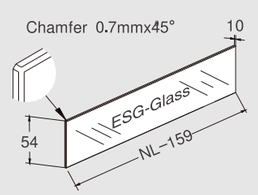

MAGIC-PRO

HT11 Series Straight-sided Drawer System (Low Inner Drawer: M Height)



DTC
Global Quality Benchmark

PRODUCT



DESCRIPTION

- Concealed, full extension
- Dynamic load capacity: 40/60kg
- Tool free assembly and removal of drawer
- Silent system guarantees smooth run without noise
- 3D adjustment: Up & down adjustment: ± 2mm, left & right adjustment:± 1.5mm, tilt adjustment:+1.5,-2.5mm
- Finish: Silk white(E29), Grey matt(E30), Gloss white(E32), Stainless steel(F04)

SPACE REQUIREMENT

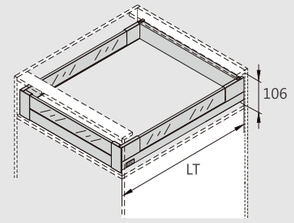

LT=Internal Cabinet Depth
Soft close slides LT=NL+3
Push-open slides LT=NL+12

LOW INNER DRAWER WITH GLASS FRONT AND GLASS-BOXSIDE FOR WOOD DRAWER BACK

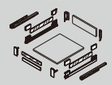

Kit Package

Silk White(E29)! Grey Matt(E30)! Stainless Steel(F04)

NL	Soft Close item No.	Push-open item No.	Set/ctn
270mm	HT112704Q22	HT412704Q22	1
300mm	HT113004Q22	HT413004Q22	1
350mm	HT113504Q22	HT413504Q22	1
400mm	HT114004Q22	HT414004Q22	1
450mm	HT114504Q22	HT414504Q22	1
500mm	HT115004Q22	HT415004Q22	1
550mm	HT115504Q22	HT415504Q22	1
600mm	HT116004Q22	HT416004Q22	1

1



Slides (left/right) /Industrial Package

Pre-zinc Steel(F02)

NL	Soft Close item No.	Push-open item No.	Set/ctn
270mm	HT102704H	HT402704H	5
300mm	HT103004H	HT403004H	5
350mm	HT103504H	HT403504H	5
400mm	HT104004H	HT404004H	5
450mm	HT104504H	HT404504H	5
500mm	HT105004H	HT405004H	5
550mm	HT105504H	HT405504H	5
600mm	HT106004H	HT406004H	5

2



Drawer Sides and Cover Caps (left/right) /Industrial Package

Silk White(E29)! Grey Matt(E30)! Stainless Steel(F04)

NL	Item No.	Set/ctn
270mm	HT112702	5
300mm	HT113002	5
350mm	HT113502	5
400mm	HT114002	5
450mm	HT114502	5
500mm	HT115002	5
550mm	HT115502	5
600mm	HT116002	5

15

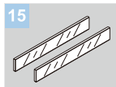

10mm Glass-boxside (left/right)/Industrial Package

Glass(G01)! Ground Glass(G02)! Figured Glass(G03)

NL	Item No.	Set/ctn
270mm	HT11061270	10
300mm	HT11061300	10
350mm	HT11061350	10
400mm	HT11061400	10
450mm	HT11061450	10
500mm	HT11061500	10
550mm	HT11061550	10
600mm	HT11061600	10

3



Back Fixing-brackets (left/right)/ Industrial Package

Silk White(E29)! Grey Matt(E30)! Chrome Plated(C01)

Item No.	HT11031
Set/ctn	60

4



Front Fixing-brackets (left/right) / Industrial Package

Silk White(E29)! Grey Matt(E30)! Stainless Steel(F04)

Item No.	HT11013
Set/ctn	60

14



Front Adapter (left/right) / Industrial Package

Silk White(E29)! Grey Matt(E30)! Stainless Steel(F04)

Item No.	HT11063
Set/ctn	60

14



Rear Adapter (left/right) / Industrial Package

Silk White(E29)! Grey Matt(E30)! Stainless Steel(F04)

Item No.	HT11064
Set/ctn	60

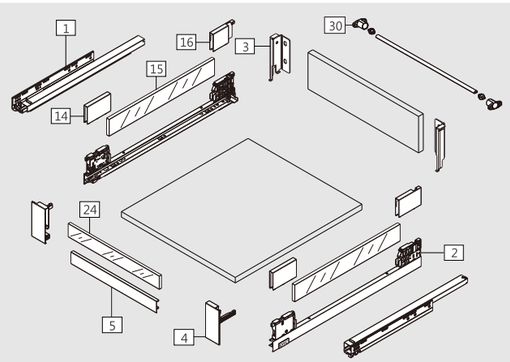

Glass-boxside, glass front, front section and rod for push-open synchronization not included in the kit

5

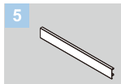

Front Section / Industrial Package

Silk White(E29)! Grey Matt(E30)! Chrome Plated(C01)

Size:1100mm. Cutting: Internal cabinet width LW-97	Item No. HT10021
	Set/ctn 13

30

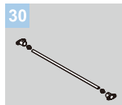

Rod for Push-open Synchronization / Industrial Package

Item No.	HT0FH02
Set/ctn	60
Size:1100mm. Cutting:Internal cabinet width LW-172	

PLANNING

Installation Dimensions(mm)

NL=Nominal Slide Length
LT=Internal Cabinet Depth

Soft close slides LT=NL+3
Push-open slides LT=NL+12

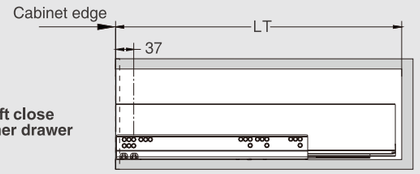

Fixing Hole Position for Push-open Inner Drawer(mm)

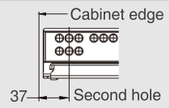

Screw Positions of the Slides(mm)

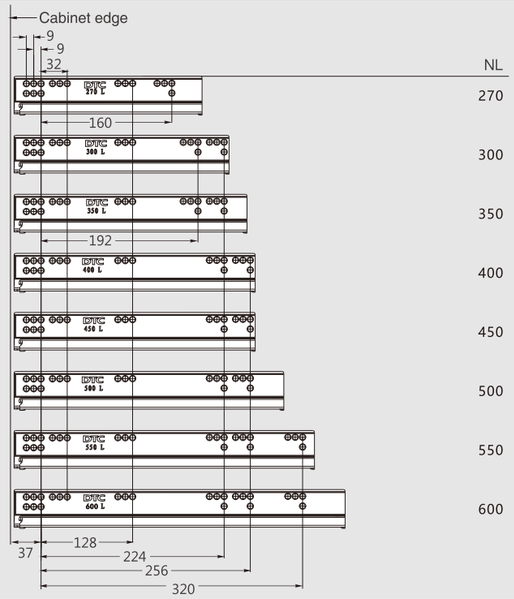

Cabinet Configuration

Cabinet widths/KB (mm)	Soft close drawer Stabilizer	Push-open drawer Synchronization rod
300	–	○
350	–	○
400	–	○
450	–	○
500	–	○
600	–	○
800	○	●
900	○	●
1000	○	●
1200	○	●

– not recommended
○ recommended
● strongly recommended

24

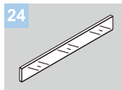

10mm Glass-front/Industrial Package

Glass(G01)! Ground Glass(G02)! Figured Glass(G03)

Cabinet widths/KB (mm)	Item No.	Pcs/ctn
300mm	HT11062300	10
350mm	HT11062350	10
400mm	HT11062400	10
450mm	HT11062450	10
500mm	HT11062500	10
600mm	HT11062600	10
800mm	HT11062800	10
900mm	HT11062900	10
1000mm	HT110621000	10
1200mm	HT110621200	10

Cabinet side thickness: B=16mm. For different cabinet side thickness e.g 18mm or 19mm, customised glass-front is needed.

Installation Dimensions(mm)

LW=Internal Cabinet Width

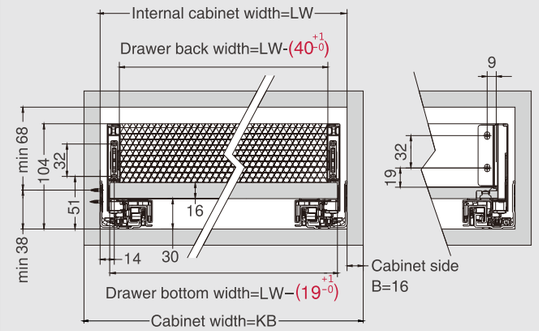

Back and Bottom Dimensions(mm)

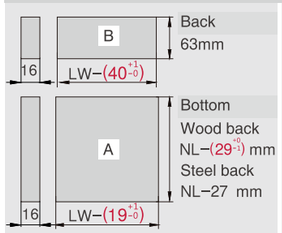

KB Cabinet width
LW Internal cabinet width
NL Nominal length

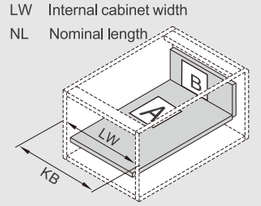

Glass Front Dimensions(mm)

10mm Glass Front

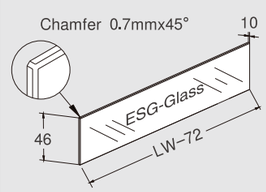

Glass-boxside Dimensions(mm)

10mm Glass-boxside

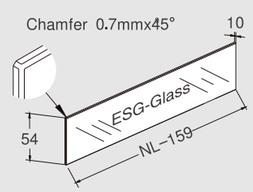

MAGIC-PRO

HT12 Series Straight-sided Drawer System (Medium Drawer: K Height)

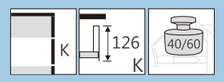

DTC
Global Quality Benchmark

PRODUCT



DESCRIPTION

- Concealed, full extension
- Dynamic load capacity: 40/60kg
- Tool free assembly and removal of drawer
- Silent system guarantees smooth run without noise
- 3D adjustment: Up & down adjustment: ± 2mm, left & right adjustment:± 1.5mm, tilt adjustment:+1.5,-2.5mm
- Finish: Silk white(E29), Grey matt(E30), Gloss white(E32), Stainless steel(F04)

SPACE REQUIREMENT

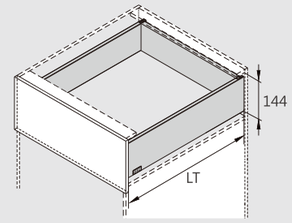

LT=Internal Cabinet Depth
LT=NL+3

MEDIUM DRAWER FOR WOOD DRAWER BACK



Kit Package

Silk White(E29)! Grey Matt(E30)! Stainless Steel(F04)

NL	Soft Close item No.	Push-open item No.	Soft-close+ Push-open item No.	Set/ctn
270mm	HT122704A11	HT422704A11		1
300mm	HT123004A11	HT423004A11		1
350mm	HT123504A11	HT423504A11	HT523504A11	1
400mm	HT124004A11	HT424004A11	HT524004A11	1
450mm	HT124504A11	HT424504A11	HT524504A11	1
500mm	HT125004A11	HT425004A11	HT525004A11	1
550mm	HT125504A11	HT425504A11	HT525504A11	1
600mm	HT126004A11	HT426004A11	HT526004A11	1

1



Slides (left/right) /Industrial Package

Pre-zinc Steel(F02)

NL	Soft Close item No.	Push-open item No.	Soft-close+ Push-open item No.	Set/ctn
270mm	HT102704H	HT402704H		5
300mm	HT103004H	HT403004H		5
350mm	HT103504H	HT403504H	HT503504H	5
400mm	HT104004H	HT404004H	HT504004H	5
450mm	HT104504H	HT404504H	HT504504H	5
500mm	HT105004H	HT405004H	HT505004H	5
550mm	HT105504H	HT405504H	HT505504H	5
600mm	HT106004H	HT406004H	HT506004H	5

2



Drawer Sides and Cover Caps (left/right) /Industrial Package

Silk White(E29)! Grey Matt(E30)! Stainless Steel(F04)

NL	Item No.	Set/ctn
270mm	HT122701	5
300mm	HT123001	5
350mm	HT123501	5
400mm	HT124001	5
450mm	HT124501	5
500mm	HT125001	5
550mm	HT125501	5
600mm	HT126001	5

3



Back Fixing-brackets (left/right)/ Industrial Package

Silk White(E29)! Grey Matt(E30)! Chrome Plated(C01)

Item No.	HT12031
Set/ctn	60

30

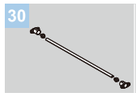

Rod for Push-open Synchronization / Industrial Package
Size:1100mm.Cutting:Internal cabinet width LW-172
For Push-open drawer or Soft Close+Push-open drawer

Item No.	HT0FH02
Set/ctn	60

4



Front Fixing-brackets (left/right) / Industrial Package

Zinc Plated(B01)

	Item No.	Set/ctn
Screw-on	HT12011	120
Press-in	HT12016	120

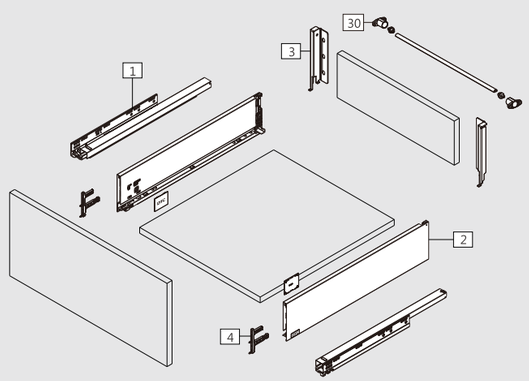

Rod for push-open synchronization not included in the kit

PLANNING

Installation Dimensions(mm)

NL=Nominal Slide Length
LT=Internal Cabinet Depth
LT=NL+3

Standard drawer

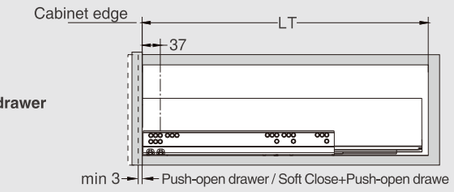

Cabinet Configuration

Cabinet widths/KB(mm)	Soft close drawer Stabilizer	Push-open drawer Synchronization rod
300	–	○
350	–	○
400	–	○
450	–	○
500	–	○
600	–	○
800	○	●
900	○	●
1000	○	●
1200	○	●

– not recommended
○ recommended
● strongly recommended

Screw Positions of the Slides(mm)

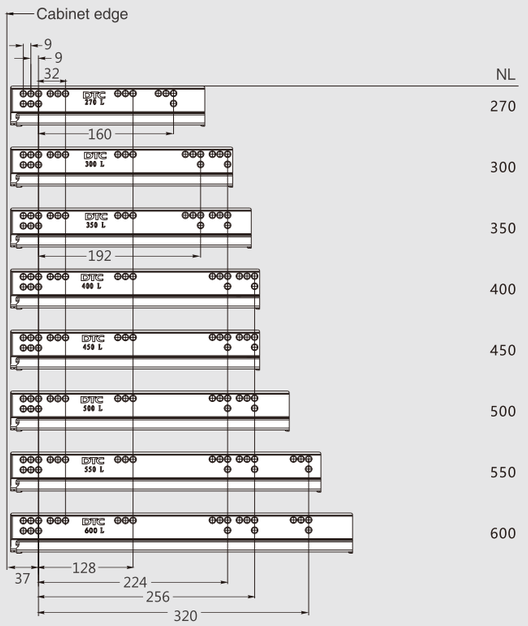

Installation Dimensions(mm)

LW=Internal Cabinet Width

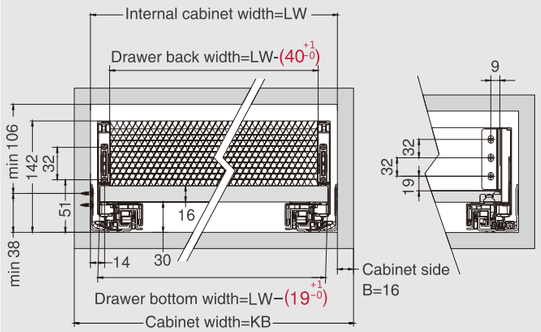

Drawer Front, Back and Bottom Dimensions(mm)

Drawer front

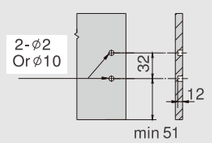

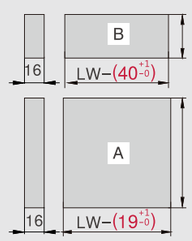

Back
101mm

Bottom
Wood back
NL–(29 -1) mm
Steel back
NL–27 mm

KB Cabinet width
LW Internal cabinet width
NL Nominal length

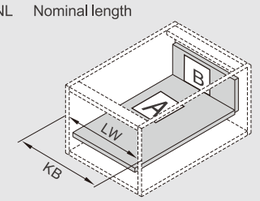

DOUBLE-WALL DRAWER SYSTEMS

MAGIC-PRO

HT12 Series Straight-sided Drawer System
(Medium Low Drawer: K Height)

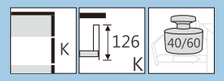

DTC
Global Quality Benchmark

PRODUCT



DESCRIPTION

- Concealed, full extension
- Dynamic load capacity: 40/60kg
- Tool free assembly and removal of drawer
- Silent system guarantees smooth run without noise
- 3D adjustment: Up & down adjustment: ± 2mm, left & right adjustment:± 1.5mm, tilt adjustment:+1.5,-2.5mm
- Finish: Silk white(E29), Grey matt(E30), Gloss white(E32), Stainless steel(F04)

SPACE REQUIREMENT

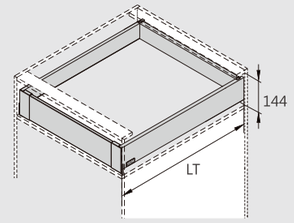

LT=Internal Cabinet Depth
Soft close slides LT=NL+3
Push-open slides LT=NL+12

MEDIUM INNER DRAWER FOR WOOD DRAWER BACK

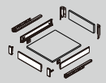

Kit Package

Silk White(E29)! Grey Matt(E30)! Stainless Steel(F04)

NL	Soft Close item No.	Push-open item No.	Set/ctn
270mm	HT122704Q11	HT422704Q11	1
300mm	HT123004Q11	HT423004Q11	1
350mm	HT123504Q11	HT423504Q11	1
400mm	HT124004Q11	HT424004Q11	1
450mm	HT124504Q11	HT424504Q11	1
500mm	HT125004Q11	HT425004Q11	1
550mm	HT125504Q11	HT425504Q11	1
600mm	HT126004Q11	HT426004Q11	1

1



Slides (left/right) /Industrial Package

Pre-zinc Steel(F02)

NL	Soft Close item No.	Push-open item No.	Set/ctn
270mm	HT102704H	HT402704H	5
300mm	HT103004H	HT403004H	5
350mm	HT103504H	HT403504H	5
400mm	HT104004H	HT404004H	5
450mm	HT104504H	HT404504H	5
500mm	HT105004H	HT405004H	5
550mm	HT105504H	HT405504H	5
600mm	HT106004H	HT406004H	5

2

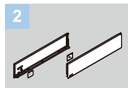

Drawer Sides and Cover Caps (left/right) /Industrial Package

Silk White(E29)! Grey Matt(E30)! Stainless Steel(F04)

NL	Item No.	Set/ctn
270mm	HT122701	5
300mm	HT123001	5
350mm	HT123501	5
400mm	HT124001	5
450mm	HT124501	5
500mm	HT125001	5
550mm	HT125501	5
600mm	HT126001	5

3



Back Fixing-brackets (left/right)/ Industrial Package
Silk White(E29)! Grey Matt(E30)! Chrome Plated(C01)
Item No. HT12031
Set/ctn 60

4



Front Fixing-brackets (left/right) / Industrial Package
Silk White(E29)! Grey Matt(E30)! Stainless Steel(F04)
Item No. HT12013
Set/ctn 60

5

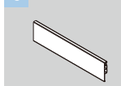

Front Section / Industrial Package
Size:1100mm.Cutting:Internal cabinet width LW-97
Silk White(E29)! Grey Matt(E30)! Chrome Plated(C01)
Item No. HT12022
Set/ctn 20

30

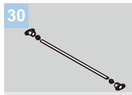

Rod for Push-open Synchronization / Industrial Package
Size:1100mm.Cutting:Internal cabinet width LW-172
Item No. HT0FH02
Set/ctn 60

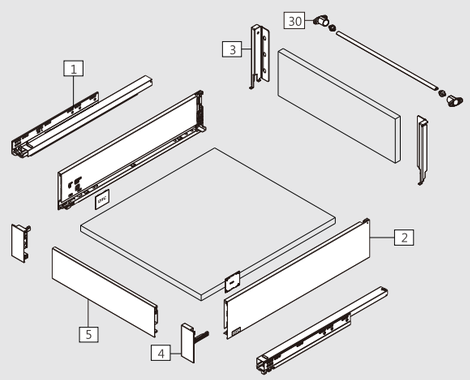

Front section and rod for push-open synchronization not included in the kit

PLANNING

Installation Dimensions(mm)

NL=Nominal Slide Length
LT=Internal Cabinet Depth

Soft close slides LT=NL+3
Push-open slides LT=NL+12

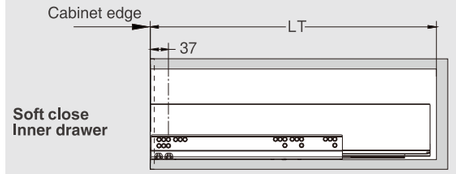

Cabinet Configuration

Cabinet widths/KB(mm)	Soft close drawer Stabilizer	Push-open drawer Synchronization rod
300	–	○
350	–	○
400	–	○
450	–	○
500	–	○
600	–	○
800	○	●
900	○	●
1000	○	●
1200	○	●

– not recommended
○ recommended
● strongly recommended

Fixing Hole Position for Push-open Inner Drawer(mm)

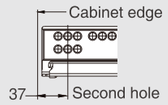

Installation Dimensions(mm)

LW=Internal Cabinet Width

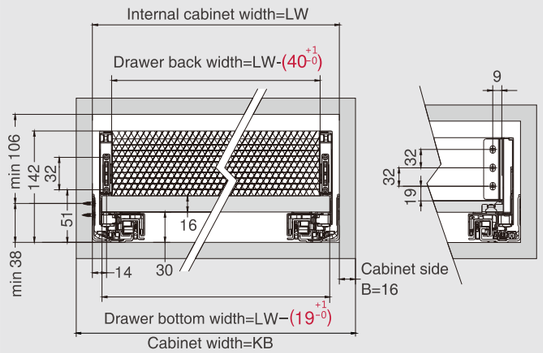

Screw Positions of the Slides(mm)

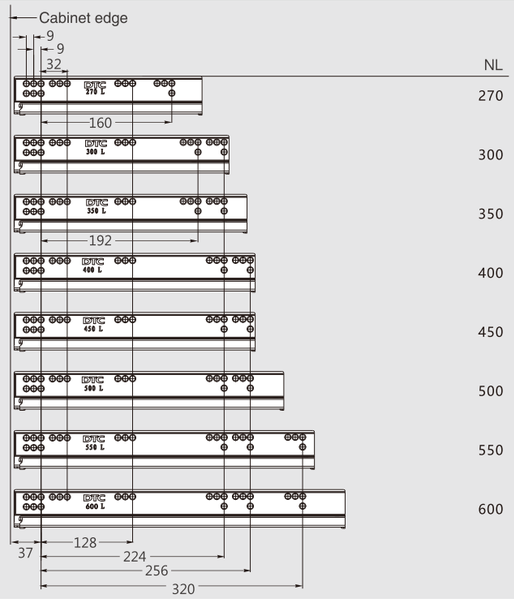

Front Section, Back and Bottom Dimensions(mm)

Front section

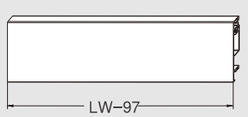

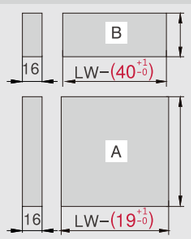

Back
101mm

Bottom
Wood back
NL–(29 +1 -0) mm
Steel back
NL–27 mm

KB Cabinet width
LW Internal cabinet width
NL Nominal length

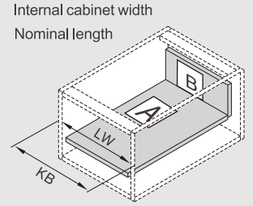

DOUBLE-WALL DRAWER SYSTEMS

MAGIC-PRO

HT13 Series Straight-sided Drawer System (High Drawer: C Height)

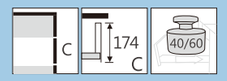

DTC
Global Quality Benchmark

PRODUCT



DESCRIPTION

- Concealed, full extension
- Dynamic load capacity: 40/60kg
- Tool free assembly and removal of drawer
- Silent system guarantees smooth run without noise
- 3D adjustment: Up & down adjustment: ± 2mm, left & right adjustment:± 1.5mm, tilt adjustment:+1.5,-2.5mm
- Finish: Silk white(E29), Grey matt(E30), Gloss white(E32), Stainless steel(F04)

SPACE REQUIREMENT

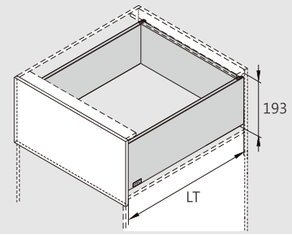

LT=Internal Cabinet Depth
LT=NL+3

HIGH DRAWER FOR WOOD DRAWER BACK



Kit Package

Silk White(E29)! Grey Matt(E30)! Stainless Steel(F04)

NL	Soft Close item No.	Push-open item No.	Soft-close+ Push-open item No.	Set/ctn
270mm	HT132704A11	HT432704A11		1
300mm	HT133004A11	HT433004A11		1
350mm	HT133504A11	HT433504A11	HT533504A11	1
400mm	HT134004A11	HT434004A11	HT534004A11	1
450mm	HT134504A11	HT434504A11	HT534504A11	1
500mm	HT135004A11	HT435004A11	HT535004A11	1
550mm	HT135504A11	HT435504A11	HT535504A11	1
600mm	HT136004A11	HT436004A11	HT536004A11	1

1



Slides (left/right) /Industrial Package

Pre-zinc Steel(F02)

NL	Soft Close item No.	Push-open item No.	Soft-close+ Push-open item No.	Set/ctn
270mm	HT102704H	HT402704H		5
300mm	HT103004H	HT403004H		5
350mm	HT103504H	HT403504H	HT503504H	5
400mm	HT104004H	HT404004H	HT504004H	5
450mm	HT104504H	HT404504H	HT504504H	5
500mm	HT105004H	HT405004H	HT505004H	5
550mm	HT105504H	HT405504H	HT505504H	5
600mm	HT106004H	HT406004H	HT506004H	5

2

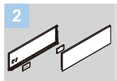

Drawer Sides and Cover Caps (left/right) /Industrial Package

Silk White(E29)! Grey Matt(E30)! Stainless Steel(F04)

NL	Item No.	Set/ctn
270mm	HT132701	5
300mm	HT133001	5
350mm	HT133501	5
400mm	HT134001	5
450mm	HT134501	5
500mm	HT135001	5
550mm	HT135501	5
600mm	HT136001	5

3



Back Fixing-brackets (left/right)/ Industrial Package

Silk White(E29)! Grey Matt(E30)! Chrome Plated(C01)

Item No.	HT13031
Set/ctn	60

30

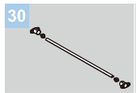

Rod for Push-open Synchronization / Industrial Package
Size:1100mm.Cutting:Internal cabinet width LW-172
For Push-open drawer or Soft Close+Push-open drawer

Item No.	HT0FH02
Set/ctn	60

4



Front Fixing-brackets (left/right) / Industrial Package

Zinc Plated(B01)

	Item No.	Set/ctn
Screw-on	TB03011	120
Press-in	TB03016	120

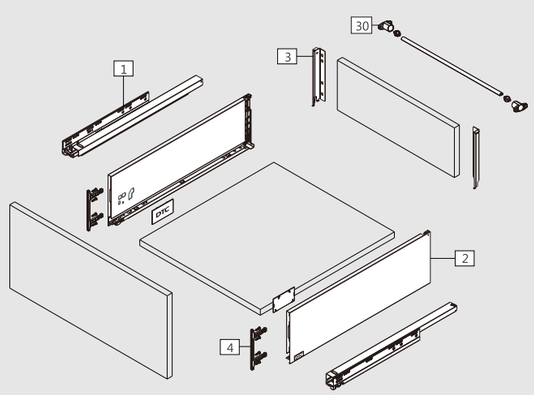

Rod for push-open synchronization not included in the kit

PLANNING

Installation Dimensions(mm)

NL=Nominal Slide Length
LT=Internal Cabinet Depth
LT=NL+3

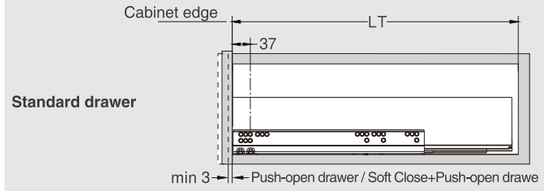

Cabinet Configuration

Cabinet widths/KB(mm)	Soft close drawer Stabilizer	Push-open drawer Synchronization rod
300	–	○
350	–	○
400	–	○
450	–	○
500	–	○
600	–	○
800	○	●
900	○	●
1000	○	●
1200	○	●

– not recommended
○ recommended
● strongly recommended

Screw Positions of the Slides(mm)

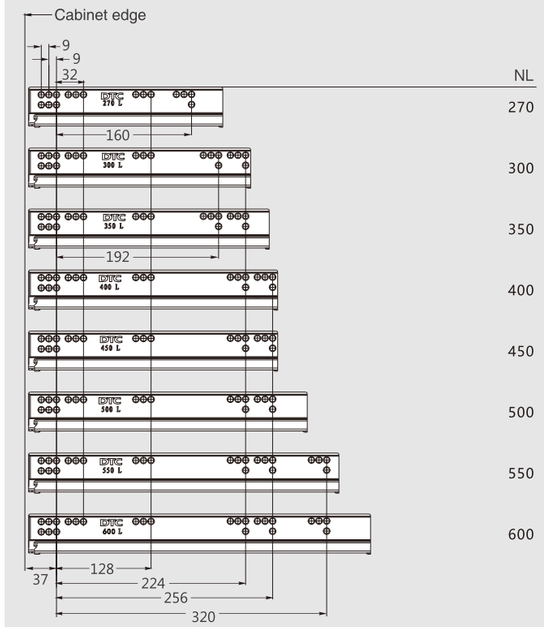

Installation Dimensions(mm)

LW=Internal Cabinet Width

Drawer Front, Back and Bottom Dimensions(mm)

Drawer front

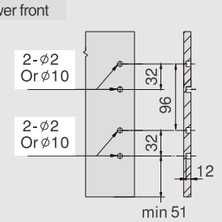

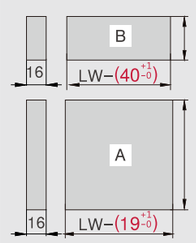

Back
148mm

Bottom
Wood back
NL−(29-1) mm
Steel back
NL−27 mm

KB Cabinet width
LW Internal cabinet width
NL Nominal length

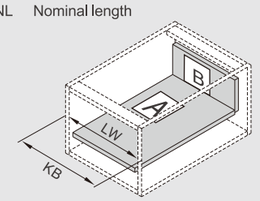

MAGIC-PRO

HT13 Series Straight-sided Drawer System (High Drawer: C Height)

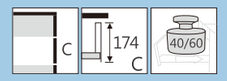

DTC
Global Quality Benchmark

PRODUCT



DESCRIPTION

- Concealed, full extension
- Dynamic load capacity: 40/60kg
- Tool free assembly and removal of drawer
- Silent system guarantees smooth run without noise
- 3D adjustment: Up & down adjustment: ± 2mm, left & right adjustment:± 1.5mm, tilt adjustment:+1.5,-2.5mm
- Finish: Silk white(E29), Grey matt(E30), Gloss white(E32), Stainless steel(F04)

SPACE REQUIREMENT

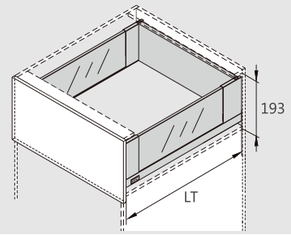

LT=Internal Cabinet Depth
LT=NL+3

HIGH DRAWER WITH GLASS-BOXSIDE FOR WOOD DRAWER BACK

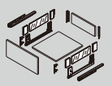

Kit Package

Silk White(E29)! Grey Matt(E30)! Stainless Steel(F04)

NL	Soft Close item No.	Push-open item No.	Soft-close+ Push-open item No.	Set/ctn
270mm	HT132704A12	HT432704A12		1
300mm	HT133004A12	HT433004A12		1
350mm	HT133504A12	HT433504A12	HT533504A12	1
400mm	HT134004A12	HT434004A12	HT534004A12	1
450mm	HT134504A12	HT434504A12	HT534504A12	1
500mm	HT135004A12	HT435004A12	HT535004A12	1
550mm	HT135504A12	HT435504A12	HT535504A12	1
600mm	HT136004A12	HT436004A12	HT536004A12	1

1



Slides (left/right) /Industrial Package

Pre-zinc Steel(F02)

NL	Soft Close item No.	Push-open item No.	Soft-close+ Push-open item No.	Set/ctn
270mm	HT102704H	HT402704H		5
300mm	HT103004H	HT403004H		5
350mm	HT103504H	HT403504H	HT503504H	5
400mm	HT104004H	HT404004H	HT504004H	5
450mm	HT104504H	HT404504H	HT504504H	5
500mm	HT105004H	HT405004H	HT505004H	5
550mm	HT105504H	HT405504H	HT505504H	5
600mm	HT106004H	HT406004H	HT506004H	5

2



Drawer Sides and Cover Caps (left/right) /Industrial Package

Silk White(E29)! Grey Matt(E30)! Stainless Steel(F04)

NL	Item No.	Set/ctn
270mm	HT132702	5
300mm	HT133002	5
350mm	HT133502	5
400mm	HT134002	5
450mm	HT134502	5
500mm	HT135002	5
550mm	HT135502	5
600mm	HT136002	5

15



10mm Glass-boxside (left/right) /Industrial Package

Glass(G01)! Ground Glass(G02)! Figured Glass(G03)

NL	Item No.	Set/ctn
270mm	HT13061270	10
300mm	HT13061300	10
350mm	HT13061350	10
400mm	HT13061400	10
450mm	HT13061450	10
500mm	HT13061500	10
550mm	HT13061550	10
600mm	HT13061600	10

3



Back Fixing-brackets (left/right)/ Industrial Package

Silk White(E29)! Grey Matt(E30)! Chrome Plated(C01)

Item No.	HT13031
Set/ctn	60

30

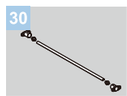

Rod for Push-open Synchronization / Industrial Package

For Push-open drawer or Soft Close+Push-open drawer

Item No.	HT0FH02
Set/ctn	60

Size:1100mm. Cutting: Internal cabinet width LW-172

4



Front Fixing-brackets (left/right) / Industrial Package

Zinc Plated(B01)

	Item No.	Set/ctn
Screw-on	TB03011	120
Press-in	TB03016	120

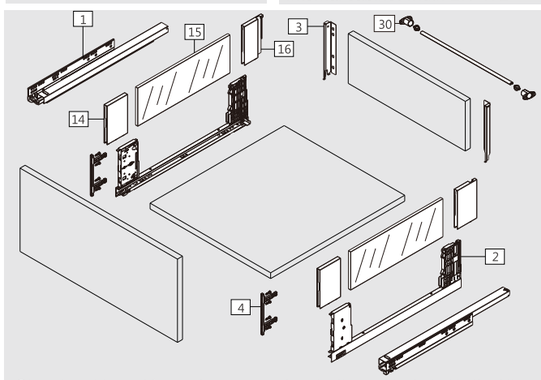

Glass-boxside, rod for push-open synchronization not included in the kit

PLANNING

Installation Dimensions(mm)

NL=Nominal Slide Length
LT=Internal Cabinet Depth
LT=NL+3

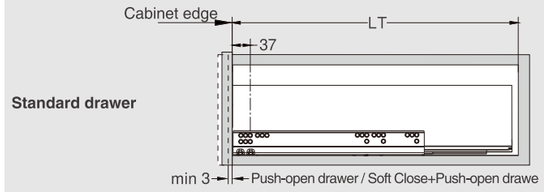

Cabinet Configuration

Cabinet widths/KB(mm)	Soft close drawer Stabilizer	Push-open drawer Synchronization rod
300	–	○
350	–	○
400	–	○
450	–	○
500	–	○
600	–	○
800	○	●
900	○	●
1000	○	●
1200	○	●

– not recommended
○ recommended
● strongly recommended

Screw Positions of the Slides(mm)

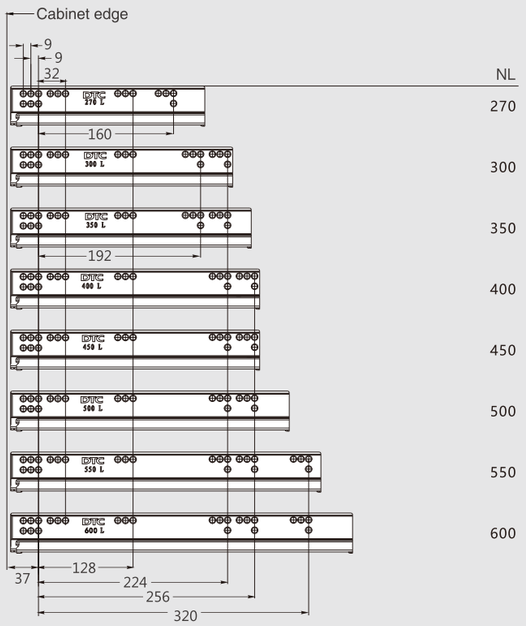

14



Front Adapter (left/right) / Industrial Package
Silk White(E29)! Grey Matt(E30)! Stainless Steel(F04)
Item No. HT13063
Set/ctn 60

16



Front Adapter (left/right) / Industrial Package
Silk White(E29)! Grey Matt(E30)! Stainless Steel(F04)
Item No. HT13064
Set/ctn 60

Installation Dimensions(mm)

LW=Internal Cabinet Width

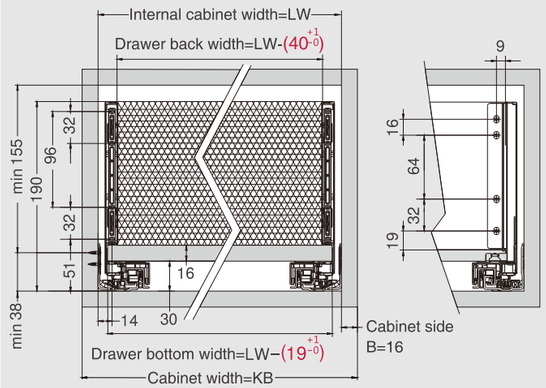

Drawer Front, Back and Bottom Dimensions(mm)

Drawer front

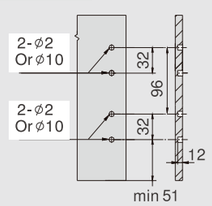

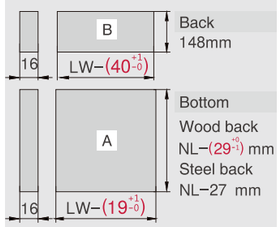

KB Cabinet width
LW Internal cabinet width
NL Nominal length

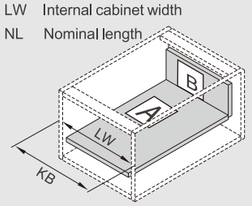

Glass-boxside Dimensions(mm)

10mm Glass-boxside

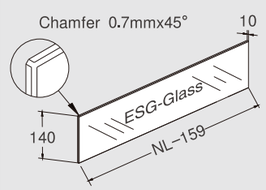

DOUBLE-WALL DRAWER SYSTEMS

MAGIC-PRO

HT13 Series Straight-sided Drawer System (High Inner Drawer: C Height)

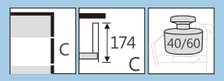

DTC
Global Quality Benchmark

PRODUCT



DESCRIPTION

- Concealed, full extension
- Dynamic load capacity: 40/60kg
- Tool free assembly and removal of drawer
- Silent system guarantees smooth run without noise
- 3D adjustment: Up & down adjustment: ± 2mm, left & right adjustment:± 1.5mm, tilt adjustment:+1.5,-2.5mm
- Finish: Silk white(E29), Grey matt(E30), Gloss white(E32), Stainless steel(F04)

SPACE REQUIREMENT

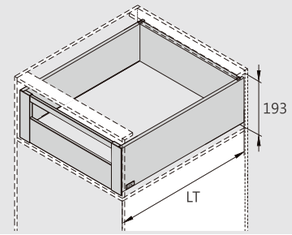

LT=Internal Cabinet Depth
Soft close slides LT=NL+3
Push-open slides LT=NL+12

HIGH INNER DRAWER WITH SQUARE CROSS RAIL FOR WOOD DRAWER BACK



Kit Package

Silk White(E29)! Grey Matt(E30)! Stainless Steel(F04)

NL	Soft Close item No.	Push-open item No.	Set/ctn
270mm	HT132704Q31	HT432704Q31	1
300mm	HT133004Q31	HT433004Q31	1
350mm	HT133504Q31	HT433504Q31	1
400mm	HT134004Q31	HT434004Q31	1
450mm	HT134504Q31	HT434504Q31	1
500mm	HT135004Q31	HT435004Q31	1
550mm	HT135504Q31	HT435504Q31	1
600mm	HT136004Q31	HT436004Q31	1

1



Slides (left/right) /Industrial Package

Pre-zinc Steel(F02)

NL	Soft Close item No.	Push-open item No.	Set/ctn
270mm	HT102704H	HT402704H	5
300mm	HT103004H	HT403004H	5
350mm	HT103504H	HT403504H	5
400mm	HT104004H	HT404004H	5
450mm	HT104504H	HT404504H	5
500mm	HT105004H	HT405004H	5
550mm	HT105504H	HT405504H	5
600mm	HT106004H	HT406004H	5

2

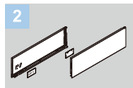

Drawer Sides and Cover Caps (left/right) /Industrial Package

Silk White(E29)! Grey Matt(E30)! Stainless Steel(F04)

NL	Item No.	Set/ctn
270mm	HT132701	5
300mm	HT133001	5
350mm	HT133501	5
400mm	HT134001	5
450mm	HT134501	5
500mm	HT135001	5
550mm	HT135501	5
600mm	HT136001	5

3



Back Fixing-brackets (left/right)/ Industrial Package
Silk White(E29)! Grey Matt(E30)! Chrome Plated(C01)
Item No. HT13031
Set/ctn 40

4



Front Fixing-brackets (left/right) / Industrial Package
Silk White(E29)! Grey Matt(E30)! Stainless Steel(F04)
Item No. HT13014
Set/ctn 60

5

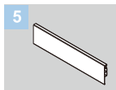

Front Section / Industrial Package
Silk White(E29)! Grey Matt(E30)! Chrome Plated(C01)
Size:1100mm.Cutting:Internal cabinet width LW-97
Item No. HT10022
Set/ctn 20

30

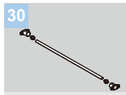

Rod for Push-open Synchronization / Industrial Package
Size:1100mm.Cutting:Internal cabinet width LW-172
Item No. HT0FH02
Set/ctn 60

7

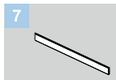

Square Cross Rail / Industrial Package
Silk White(E29)! Grey Matt(E30)!
Size:1100mm.Cutting:Internal cabinet width LW-72
Item No. HT10071
Set/ctn 60

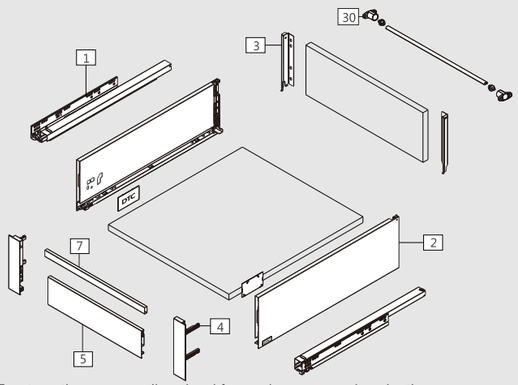

Front section, cross rail and rod for push-open synchronization not included in the kit

PLANNING

Installation Dimensions(mm)

NL=Nominal Slide Length
LT=Internal Cabinet Depth
Soft close slides LT=NL+3
Push-open slides LT=NL+12

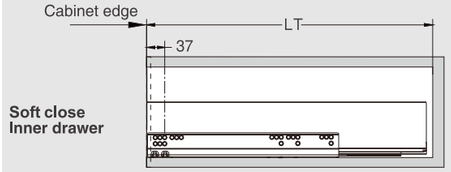

Cabinet Configuration

Cabinet widths/KB(mm)	Soft close drawer Stabilizer	Push-open drawer Synchronization rod
300	–	○
350	–	○
400	–	○
450	–	○
500	–	○
600	–	○
800	○	●
900	○	●
1000	○	●
1200	○	●

– not recommended
○ recommended
● strongly recommended

Fixing Hole Position for Push-open Inner Drawer(mm)

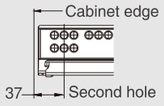

Installation Dimensions(mm)

LW=Internal Cabinet Width

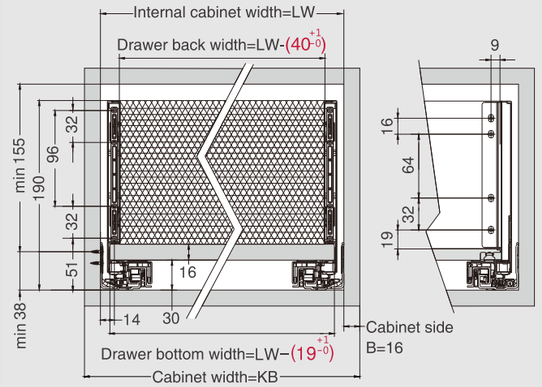

Screw Positions of the Slides(mm)

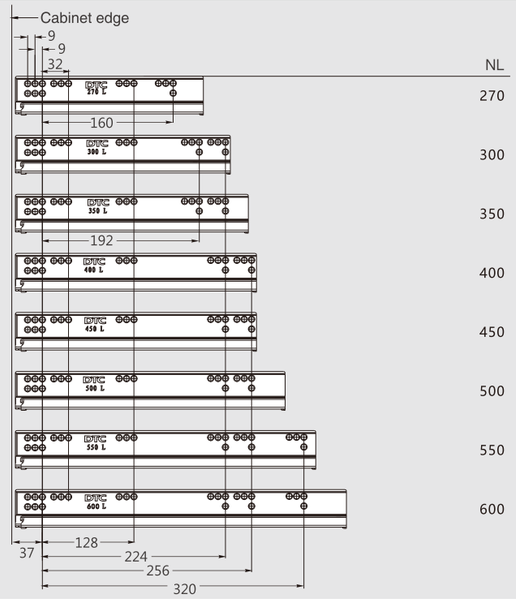

Front Section, Back and Bottom Dimensions(mm)

Front section

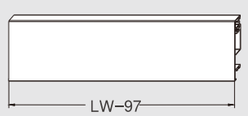

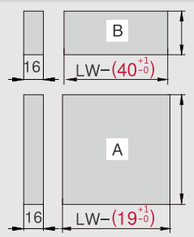

Back
148mm

Bottom
Wood back
NL–(29 +1 -1) mm
Steel back
NL–27 mm

KB Cabinet width
LW Internal cabinet width
NL Nominal length

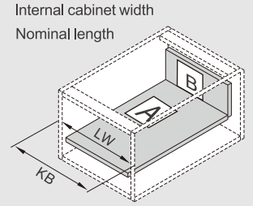

DOUBLE-WALL DRAWER SYSTEMS

MAGIC-PRO

HT13 Series Straight-sided Drawer System (High Inner Drawer: C Height)

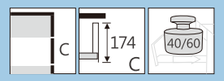

DTC
Global Quality Benchmark

PRODUCT



DESCRIPTION

- Concealed, full extension
- Dynamic load capacity: 40/60kg
- Tool free assembly and removal of drawer
- Silent system guarantees smooth run without noise
- 3D adjustment: Up & down adjustment: ± 2mm, left & right adjustment:± 1.5mm, tilt adjustment:+1.5,-2.5mm
- Finish: Silk white(E29), Grey matt(E30), Gloss white(E32), Stainless steel(F04)

SPACE REQUIREMENT

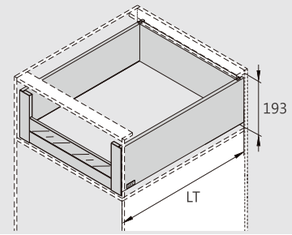

LT=Internal Cabinet Depth
Soft close slides LT=NL+3
Push-open slides LT=NL+12

HIGH INNER DRAWER WITH LOW GLASS FRONT FOR WOOD DRAWER BACK



Kit Package

Silk White(E29)! Grey Matt(E30)! Stainless Steel(F04)

NL	Soft Close item No.	Push-open item No.	Set/ctn
270mm	HT132704Q11	HT432704Q11	1
300mm	HT133004Q11	HT433004Q11	1
350mm	HT133504Q11	HT433504Q11	1
400mm	HT134004Q11	HT434004Q11	1
450mm	HT134504Q11	HT434504Q11	1
500mm	HT135004Q11	HT435004Q11	1
550mm	HT135504Q11	HT435504Q11	1
600mm	HT136004Q11	HT436004Q11	1

1



Slides (left/right) /Industrial Package

Pre-zinc Steel(F02)

NL	Soft Close item No.	Push-open item No.	Set/ctn
270mm	HT102704H	HT402704H	5
300mm	HT103004H	HT403004H	5
350mm	HT103504H	HT403504H	5
400mm	HT104004H	HT404004H	5
450mm	HT104504H	HT404504H	5
500mm	HT105004H	HT405004H	5
550mm	HT105504H	HT405504H	5
600mm	HT106004H	HT406004H	5

2

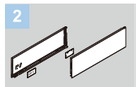

Drawer Sides and Cover Caps (left/right) /Industrial Package

Silk White(E29)! Grey Matt(E30)! Stainless Steel(F04)

NL	Item No.	Set/ctn
270mm	HT132701	5
300mm	HT133001	5
350mm	HT133501	5
400mm	HT134001	5
450mm	HT134501	5
500mm	HT135001	5
550mm	HT135501	5
600mm	HT136001	5

3



Back Fixing-brackets (left/right)/ Industrial Package
Silk White(E29)! Grey Matt(E30)! Chrome Plated(C01)
Item No. HT13031
Set/ctn 40

4

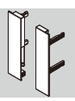

Front Fixing-brackets (left/right) / Industrial Package
Silk White(E29)! Grey Matt(E30)! Stainless Steel(F04)
Item No. HT13012
Set/ctn 60

5



Front Section / Industrial Package
Silk White(E29)! Grey Matt(E30)! Chrome Plated(C01)
Size:1100mm.Cutting:Internal cabinet width LW-97
Item No. HT10021
Set/ctn 20

30

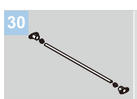

Rod for Push-open Synchronization / Industrial Package
Size:1100mm.Cutting:Internal cabinet width LW-172
Item No. HT0FH02
Set/ctn 60

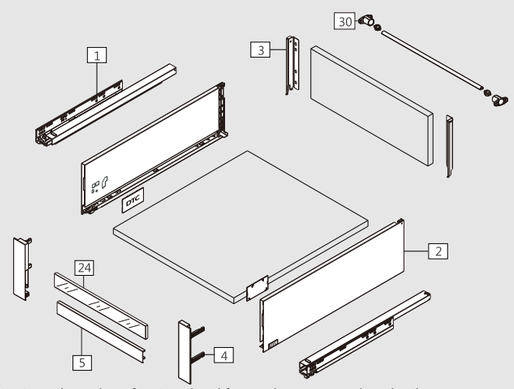

Front section, glass front and rod for push-open synchronization not included in the kit

PLANNING

Installation Dimensions(mm)

NL=Nominal Slide Length
LT=Internal Cabinet Depth

Soft close slides LT=NL+3
Push-open slides LT=NL+12

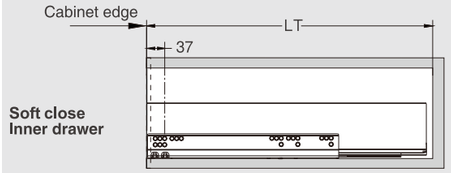

Fixing Hole Position for Push-open Inner Drawer(mm)

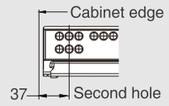

Screw Positions of the Slides(mm)

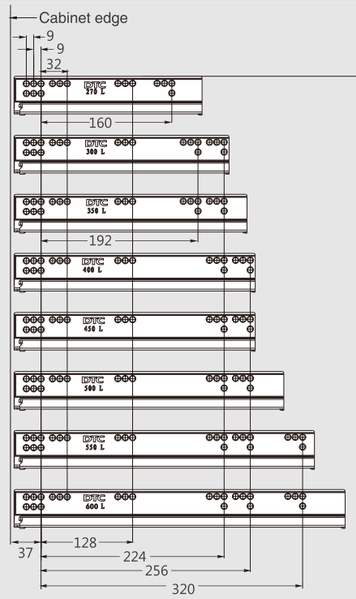

Cabinet Configuration

Cabinet widths/KB (mm)	Soft close drawer Stabilizer	Push-open drawer Synchronization rod
300	–	○
350	–	○
400	–	○
450	–	○
500	–	○
600	–	○
800	○	●
900	○	●
1000	○	●
1200	○	●

– not recommended
○ recommended
● strongly recommended

24

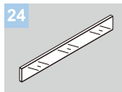

10mm Glass-front/Industrial Package

Glass(G01)! Ground Glass(G02)! Figured Glass(G03)

Cabinet widths/KB (mm)	Item No.	Pcs/ctn
300mm	HT11062300	10
350mm	HT11062350	10
400mm	HT11062400	10
450mm	HT11062450	10
500mm	HT11062500	10
600mm	HT11062600	10
800mm	HT11062800	10
900mm	HT11062900	10
1000mm	HT110621000	10
1200mm	HT110621200	10

Cabinet side thickness: B=16mm. For different cabinet side thickness e.g 18mm or 19mm, customised glass-front is needed.

Installation Dimensions(mm)

LW=Internal Cabinet Width

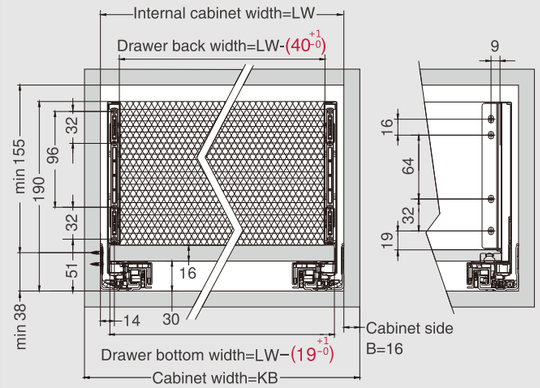

Glass Front, Back and Bottom Dimensions(mm)

Glass front(10mm)

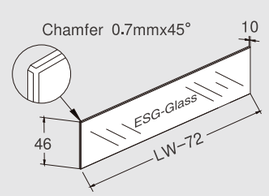

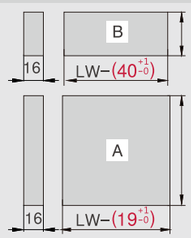

Back
148mm

Bottom
Wood back
NL−(29+1-0) mm
Steel back
NL−27 mm

KB Cabinet width
LW Internal cabinet width
NL Nominal length

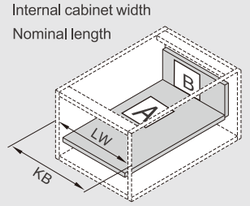

DOUBLE-WALL DRAWER SYSTEMS

MAGIC-PRO

HT13 Series Straight-sided Drawer System (High Inner Drawer: C Height)

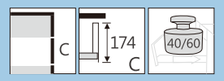

DTC
Global Quality Benchmark

PRODUCT



DESCRIPTION

- Concealed, full extension
- Dynamic load capacity: 40/60kg
- Tool free assembly and removal of drawer
- Silent system guarantees smooth run without noise
- 3D adjustment: Up & down adjustment: ± 2mm, left & right adjustment:± 1.5mm, tilt adjustment:+1.5,-2.5mm
- Finish: Silk white(E29), Grey matt(E30), Gloss white(E32), Stainless steel(F04)

SPACE REQUIREMENT

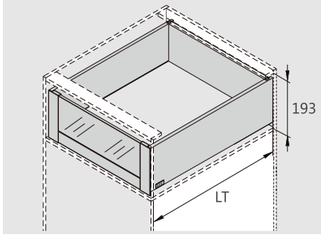

LT=Internal Cabinet Depth
Soft close slides LT=NL+3
Push-open slides LT=NL+12

HIGH INNER DRAWER WITH HIGH GLASS FRONT FOR WOOD DRAWER BACK



Kit Package

Silk White(E29)! Grey Matt(E30)! Stainless Steel(F04)

NL	Soft Close item No.	Push-open item No.	Set/ctn
270mm	HT132704Q21	HT432704Q21	1
300mm	HT133004Q21	HT433004Q21	1
350mm	HT133504Q21	HT433504Q21	1
400mm	HT134004Q21	HT434004Q21	1
450mm	HT134504Q21	HT434504Q21	1
500mm	HT135004Q21	HT435004Q21	1
550mm	HT135504Q21	HT435504Q21	1
600mm	HT136004Q21	HT436004Q21	1



1 Slides (left/right) /Industrial Package

Pre-zinc Steel(F02)

NL	Soft Close item No.	Push-open item No.	Set/ctn
270mm	HT102704H	HT402704H	5
300mm	HT103004H	HT403004H	5
350mm	HT103504H	HT403504H	5
400mm	HT104004H	HT404004H	5
450mm	HT104504H	HT404504H	5
500mm	HT105004H	HT405004H	5
550mm	HT105504H	HT405504H	5
600mm	HT106004H	HT406004H	5

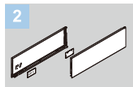

2 Drawer Sides and Cover Caps (left/right) /Industrial Package

Silk White(E29)! Grey Matt(E30)! Stainless Steel(F04)

NL	Item No.	Set/ctn
270mm	HT132701	5
300mm	HT133001	5
350mm	HT133501	5
400mm	HT134001	5
450mm	HT134501	5
500mm	HT135001	5
550mm	HT135501	5
600mm	HT136001	5



3 Back Fixing-brackets (left/right)/ Industrial Package
Silk White(E29)! Grey Matt(E30)! Chrome Plated(C01)
Item No. HT13031
Set/ctn 40

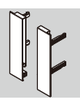

4 Front Fixing-brackets (left/right) / Industrial Package
Silk White(E29)! Grey Matt(E30)! Stainless Steel(F04)
Item No. HT13013
Set/ctn 60



5 Front Section / Industrial Package
Silk White(E29)! Grey Matt(E30)! Chrome Plated(C01)
Size:1100mm. Cutting: Internal cabinet width LW-97
Item No. HT10021
Set/ctn 20

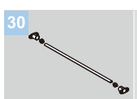

30 Rod for Push-open Synchronization / Industrial Package
Size:1100mm. Cutting:Internal cabinet width LW-172
Item No. HT0FH02
Set/ctn 60

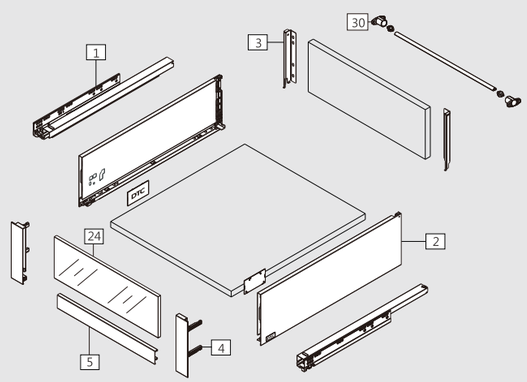

Front section, glass front and rod for push-open synchronization not included in the kit

PLANNING

Installation Dimensions(mm)

NL=Nominal Slide Length
LT=Internal Cabinet Depth

Soft close slides LT=NL+3
Push-open slides LT=NL+12

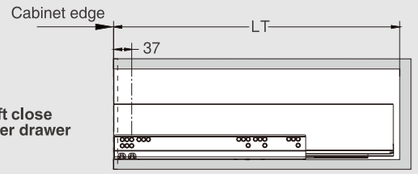

Fixing Hole Position for Push-open Inner Drawer(mm)

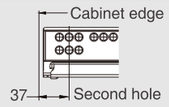

Screw Positions of the Slides(mm)

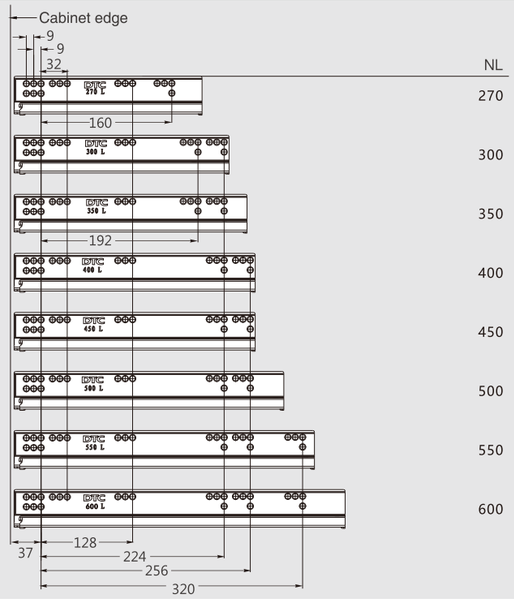

Cabinet Configuration

Cabinet widths/KB (mm)	Soft close drawer Stabilizer	Push-open drawer Synchronization rod
300	–	○
350	–	○
400	–	○
450	–	○
500	–	○
600	–	○
800	○	●
900	○	●
1000	○	●
1200	○	●

– not recommended
○ recommended
● strongly recommended

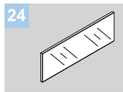

24 10mm Glass-front/Industrial Package

Glass(G01)! Ground Glass(G02)! Figured Glass(G03)

Cabinet widths/KB (mm)	Item No.	Pcs/ctn
300mm	HT13062300	10
350mm	HT13062350	10
400mm	HT13062400	10
450mm	HT13062450	10
500mm	HT13062500	10
600mm	HT13062600	10
800mm	HT13062800	10
900mm	HT13062900	10
1000mm	HT130621000	10
1200mm	HT130621200	10

Cabinet side thickness: B=16mm. For different cabinet side thickness e.g 18mm or 19mm, customised glass-front is needed.

Installation Dimensions(mm)

LW=Internal Cabinet Width

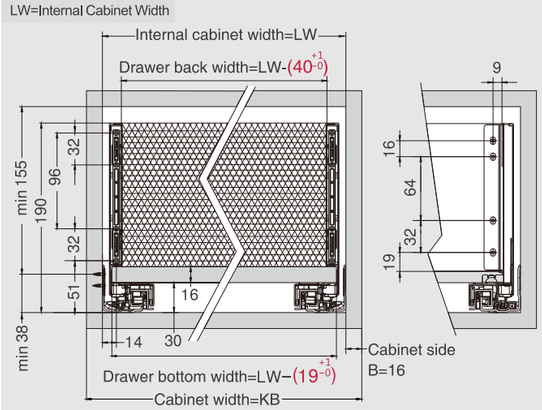

Glass Front, Back and Bottom Dimensions(mm)

Glass front(10mm)

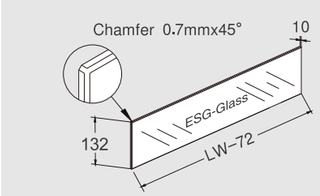

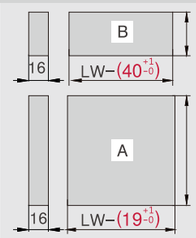

Back
148mm

Bottom
Wood back
NL–(29+1 -0) mm
Steel back
NL–27 mm

KB Cabinet width
LW Internal cabinet width
NL Nominal length

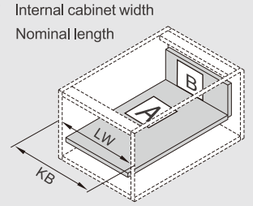

DOUBLE-WALL DRAWER SYSTEMS

MAGIC-PRO

HT13 Series Straight-sided Drawer System (High Inner Drawer: C Height)

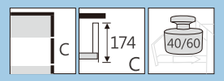

PRODUCT



DESCRIPTION

- Concealed, full extension
- Dynamic load capacity: 40/60kg
- Tool free assembly and removal of drawer
- Silent system guarantees smooth run without noise
- 3D adjustment: Up & down adjustment: ± 2mm, left & right adjustment:± 1.5mm, tilt adjustment:+1.5,-2.5mm
- Finish: Silk white(E29), Grey matt(E30), Gloss white(E32), Stainless steel(F04)

SPACE REQUIREMENT

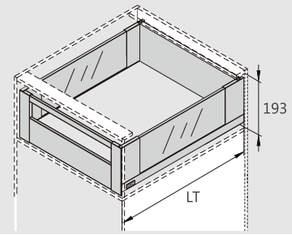

LT=Internal Cabinet Depth
Soft close slides LT=NL+3
Push-open slides LT=NL+12

HIGH INNER DRAWER WITH GLASS-BOXSIDE AND SQUARE CROSS RAIL FOR WOOD DRAWER BACK

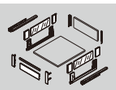

Kit Package

Silk White(E29)! Grey Matt(E30)! Stainless Steel(F04)

NL	Soft Close item No.	Push-open item No.	Set/ctn
270mm	HT132704Q32	HT432704Q32	1
300mm	HT133004Q32	HT433004Q32	1
350mm	HT133504Q32	HT433504Q32	1
400mm	HT134004Q32	HT434004Q32	1
450mm	HT134504Q32	HT434504Q32	1
500mm	HT135004Q32	HT435004Q32	1
550mm	HT135504Q32	HT435504Q32	1
600mm	HT136004Q32	HT436004Q32	1

1



Slides (left/right) /Industrial Package

Pre-zinc Steel(F02)

NL	Soft Close item No.	Push-open item No.	Set/ctn
270mm	HT102704H	HT402704H	5
300mm	HT103004H	HT403004H	5
350mm	HT103504H	HT403504H	5
400mm	HT104004H	HT404004H	5
450mm	HT104504H	HT404504H	5
500mm	HT105004H	HT405004H	5
550mm	HT105504H	HT405504H	5
600mm	HT106004H	HT406004H	5

2



Drawer Sides and Cover Caps (left/right) /Industrial Package

Silk White(E29)! Grey Matt(E30)! Stainless Steel(F04)

NL	Item No.	Set/ctn
270mm	HT132702	5
300mm	HT133002	5
350mm	HT133502	5
400mm	HT134002	5
450mm	HT134502	5
500mm	HT135002	5
550mm	HT135502	5
600mm	HT136002	5

15

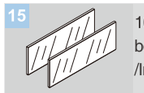

10mm Glass-boxside (left/right) /Industrial Package

Glass(G01)! Ground Glass(G02) Figured Glass(G03)

NL	Item No.	Set/ctn
270mm	HT13061270	10
300mm	HT13061300	10
350mm	HT13061350	10
400mm	HT13061400	10
450mm	HT13061450	10
500mm	HT13061500	10
550mm	HT13061550	10
600mm	HT13061600	10

3



Back Fixing-brackets (left/right) / Industrial Package

Silk White(E29)! Grey Matt(E30) Chrome Plated(C01)

Item No.	HT13031
Set/ctn	60

4



Front Fixing-brackets (left/right) / Industrial Package

Silk White(E29)! Grey Matt(E30)! Stainless Steel(F04)

Item No.	HT13014
Set/ctn	60

14



Front Adapter (left/right) / Industrial Package

Silk White(E29)! Grey Matt(E30)! Stainless Steel(F04)

Item No.	HT13063
Set/ctn	60

16



Rear Adapter (left/right) / Industrial Package

Silk White(E29)! Grey Matt(E30)! Stainless Steel(F04)

Item No.	HT13064
Set/ctn	60

5

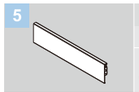

Front Section / Industrial Package

Silk White(E29)! Grey Matt(E30)!Chrome Plated(C01)

Size:1100mm.Cutting:Internal cabinet width LW-97

Item No.	HT10022
Set/ctn	20

30



Rod for Push-open Synchronization / Industrial Package

Item No.	HT0FH02
Set/ctn	60

Size:1100mm.Cutting:Internal cabinet width LW-172

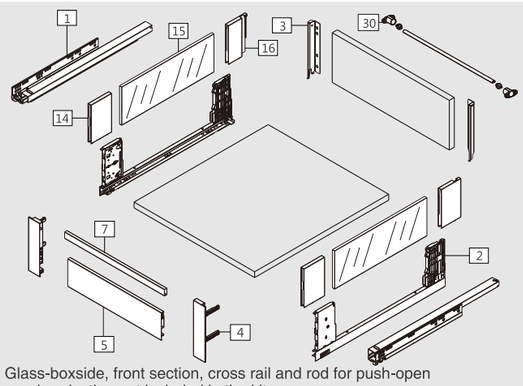

Glass-boxside, front section, cross rail and rod for push-open synchronization not included in the kit

PLANNING

Installation Dimensions(mm)

NL=Nominal Slide Length
LT=Internal Cabinet Depth

Soft close slides LT=NL+3
Push-open slides LT=NL+12

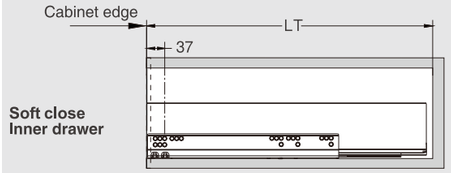

Fixing Hole Position for Push-open Inner Drawer(mm)

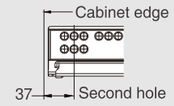

Screw Positions of the Slides(mm)

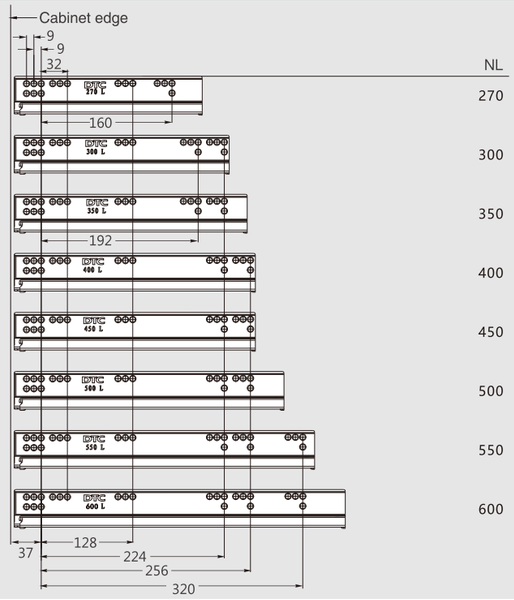

Cabinet Configuration

Cabinet widths/KB (mm)	Soft close drawer Stabilizer	Push-open drawer Synchronization rod	
300	–	○	– not recommended
350	–	○	
400	–	○	
450	–	○	
500	–	○	○ recommended
600	–	○	
800	○	●	● strongly recommended
900	○	●	
1000	○	●	
1200	○	●	

7

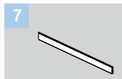

Square Cross Rail / Industrial Package

Silk White(E29)! Grey Matt(E30)

Item No.	HT10071
Set/ctn	60

Size:1100mm.Cutting:Internal cabinet width LW-72

Installation Dimensions(mm)

LW=Internal Cabinet Width

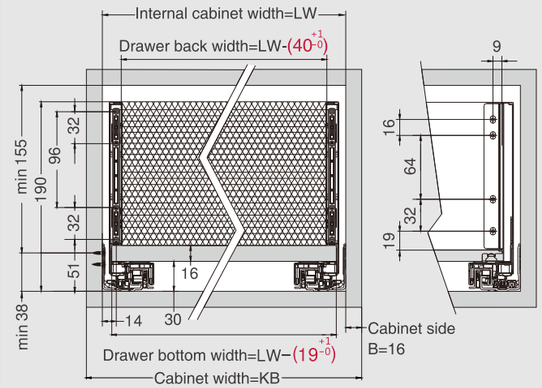

Front Section, Back and Bottom Dimensions(mm)

Front section



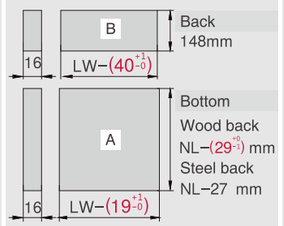

KB Cabinet width
LW Internal cabinet width
NL Nominal length

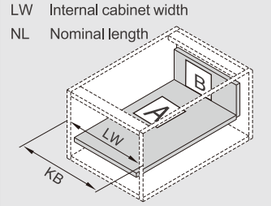

Glass-boxside Dimensions(mm)

10mm Glass-boxside

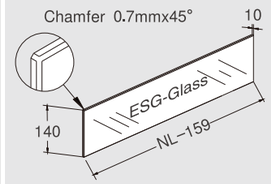

MAGIC-PRO

HT13 Series Straight-sided Drawer System (High Inner Drawer: C Height)

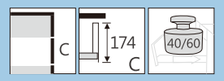

DTC
Global Quality Benchmark

PRODUCT



DESCRIPTION

- Concealed, full extension
- Dynamic load capacity: 40/60kg
- Tool free assembly and removal of drawer
- Silent system guarantees smooth run without noise
- 3D adjustment: Up & down adjustment: ± 2mm, left & right adjustment:± 1.5mm, tilt adjustment:+1.5,-2.5mm
- Finish: Silk white(E29), Grey matt(E30), Gloss white(E32), Stainless steel(F04)

SPACE REQUIREMENT

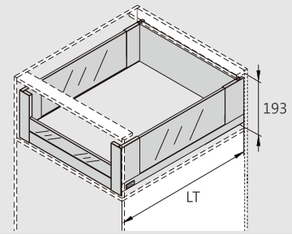

LT=Internal Cabinet Depth
Soft close slides LT=NL+3
Push-open slides LT=NL+12

HIGH INNER DRAWER WITH GLASS-BOXSIDE AND LOW GLASS FRONT FOR WOOD DRAWER BACK

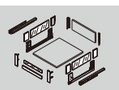

Kit Package

Silk White(E29)! Grey Matt(E30)! Stainless Steel(F04)

NL	Soft Close item No.	Push-open item No.	Set/ctn
270mm	HT132704Q12	HT432704Q12	1
300mm	HT133004Q12	HT433004Q12	1
350mm	HT133504Q12	HT433504Q12	1
400mm	HT134004Q12	HT434004Q12	1
450mm	HT134504Q12	HT434504Q12	1
500mm	HT135004Q12	HT435004Q12	1
550mm	HT135504Q12	HT435504Q12	1
600mm	HT136004Q12	HT436004Q12	1

1



Slides (left/right) /Industrial Package

Pre-zinc Steel(F02)

NL	Soft Close item No.	Push-open item No.	Set/ctn
270mm	HT102704H	HT402704H	5
300mm	HT103004H	HT403004H	5
350mm	HT103504H	HT403504H	5
400mm	HT104004H	HT404004H	5
450mm	HT104504H	HT404504H	5
500mm	HT105004H	HT405004H	5
550mm	HT105504H	HT405504H	5
600mm	HT106004H	HT406004H	5

2



Drawer Sides and Cover Caps (left/right) /Industrial Package

Silk White(E29)! Grey Matt(E30)! Stainless Steel(F04)

NL	Item No.	Set/ctn
270mm	HT132702	5
300mm	HT133002	5
350mm	HT133502	5
400mm	HT134002	5
450mm	HT134502	5
500mm	HT135002	5
550mm	HT135502	5
600mm	HT136002	5

15



10mm Glass-boxside (left/right) /Industrial Package

Glass(G01)! Ground Glass(G02) Figured Glass(G03)

NL	Item No.	Set/ctn
270mm	HT13061270	10
300mm	HT13061300	10
350mm	HT13061350	10
400mm	HT13061400	10
450mm	HT13061450	10
500mm	HT13061500	10
550mm	HT13061550	10
600mm	HT13061600	10

3



Back Fixing-brackets (left/right) / Industrial Package

Silk White(E29)! Grey Matt(E30) Chrome Plated(C01)

Item No.	HT13031
Set/ctn	60

4

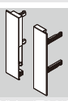

Front Fixing-brackets (left/right) / Industrial Package

Silk White(E29)! Grey Matt(E30)! Stainless Steel(F04)

Item No.	HT13012
Set/ctn	60

14



Front Adapter (left/right) / Industrial Package

Silk White(E29)! Grey Matt(E30)! Stainless Steel(F04)

Item No.	HT13063
Set/ctn	60

16



Rear Adapter (left/right) / Industrial Package

Silk White(E29)! Grey Matt(E30)! Stainless Steel(F04)

Item No.	HT13064
Set/ctn	60

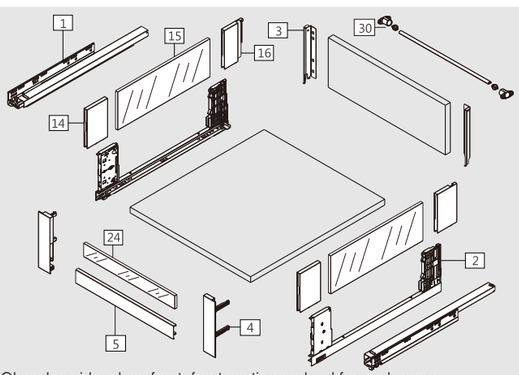

Glass-boxside, glass front, front section and rod for push-open synchronization not included in the kit

5

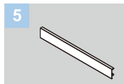

Front Section / Industrial Package

Silk White(E29)! Grey Matt(E30)! Chrome Plated(C01)

Size:1100mm.Cutting:Internal cabinet width LW-97

Item No.	HT10021
Set/ctn	20

30

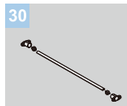

Rod for Push-open Synchronization / Industrial Package

Item No.	HT0FH02
Set/ctn	60

Size:1100mm.Cutting:Internal cabinet width LW-172

PLANNING

Installation Dimensions(mm)

NL=Nominal Slide Length
LT=Internal Cabinet Depth

Soft close slides LT=NL+3
Push-open slides LT=NL+12

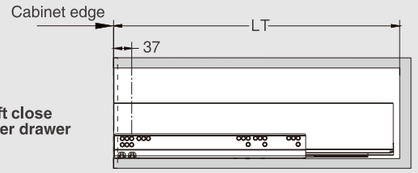

Fixing Hole Position for Push-open Inner Drawer(mm)

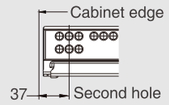

Screw Positions of the Slides(mm)

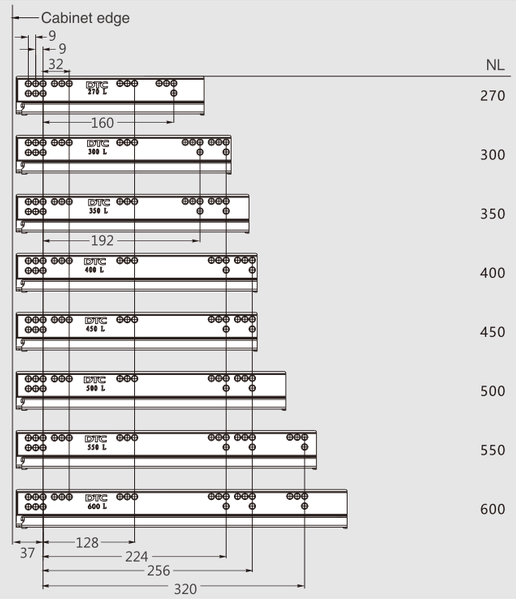

Cabinet Configuration

Cabinet widths/KB (mm)	Soft close drawer Stabilizer	Push-open drawer Synchronization rod	
300	–	○	– not recommended
350	–	○	
400	–	○	
450	–	○	
500	–	○	○ recommended
600	–	○	
800	○	●	● strongly recommended
900	○	●	
1000	○	●	
1200	○	●	

24

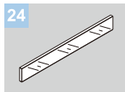

10mm Glass-front/Industrial Package

Glass(G01)! Ground Glass(G02)! Figured Glass(G03)

Cabinet widths/KB (mm)	Item No.	Pcs/ctn
300mm	HT11062300	10
350mm	HT11062350	10
400mm	HT11062400	10
450mm	HT11062450	10
500mm	HT11062500	10
600mm	HT11062600	10
800mm	HT11062800	10
900mm	HT11062900	10
1000mm	HT110621000	10
1200mm	HT110621200	10

Cabinet side thickness: B=16mm. For different cabinet side thickness e.g 18mm or 19mm, customised glass-front is needed.

Installation Dimensions(mm)

LW=Internal Cabinet Width

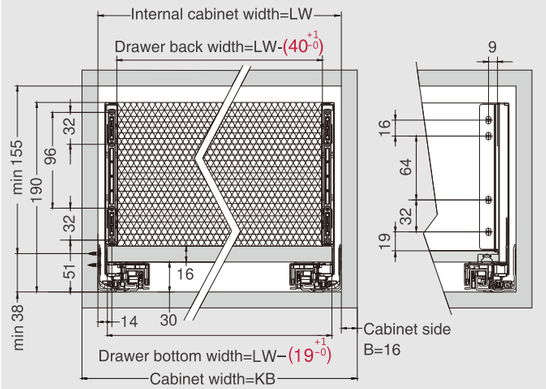

Front Section, Back and Bottom Dimensions(mm)

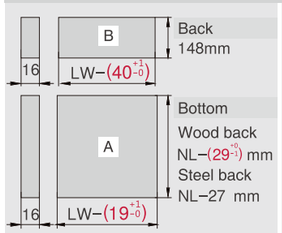

KB Cabinet width
LW Internal cabinet width
NL Nominal length

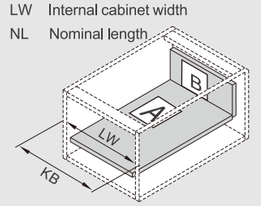

Glass Front Dimensions(mm)

10mm Glass Front

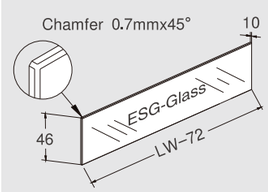

Glass-boxside Dimensions(mm)

10mm Glass-boxside

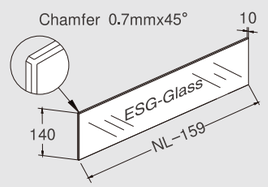

MAGIC-PRO

HT13 Series Straight-sided Drawer System (High Inner Drawer: C Height)

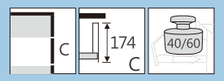

PRODUCT



DESCRIPTION

- Concealed, full extension
- Dynamic load capacity: 40/60kg
- Tool free assembly and removal of drawer
- Silent system guarantees smooth run without noise
- 3D adjustment: Up & down adjustment: ± 2mm, left & right adjustment:± 1.5mm, tilt adjustment:+1.5,-2.5mm
- Finish: Silk white(E29), Grey matt(E30), Gloss white(E32), Stainless steel(F04)

SPACE REQUIREMENT

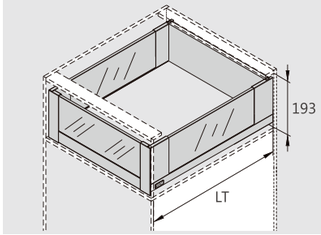

LT=Internal Cabinet Depth
Soft close slides LT=NL+3
Push-open slides LT=NL+12

HIGH INNER DRAWER WITH GLASS-BOXSIDE AND HIGH GLASS FRONT FOR WOOD DRAWER BACK

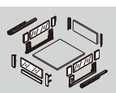

Kit Package

Silk White(E29)! Grey Matt(E30)! Stainless Steel(F04)

NL	Soft Close item No.	Push-open item No.	Set/ctn
270mm	HT132704Q22	HT432704Q22	1
300mm	HT133004Q22	HT433004Q22	1
350mm	HT133504Q22	HT433504Q22	1
400mm	HT134004Q22	HT434004Q22	1
450mm	HT134504Q22	HT434504Q22	1
500mm	HT135004Q22	HT435004Q22	1
550mm	HT135504Q22	HT435504Q22	1
600mm	HT136004Q22	HT436004Q22	1

1



Slides (left/right) /Industrial Package

Pre-zinc Steel(F02)

NL	Soft Close item No.	Push-open item No.	Set/ctn
270mm	HT102704H	HT402704H	5
300mm	HT103004H	HT403004H	5
350mm	HT103504H	HT403504H	5
400mm	HT104004H	HT404004H	5
450mm	HT104504H	HT404504H	5
500mm	HT105004H	HT405004H	5
550mm	HT105504H	HT405504H	5
600mm	HT106004H	HT406004H	5

2



Drawer Sides and Cover Caps (left/right) /Industrial Package

Silk White(E29)! Grey Matt(E30)! Stainless Steel(F04)

NL	Item No.	Set/ctn
270mm	HT132702	5
300mm	HT133002	5
350mm	HT133502	5
400mm	HT134002	5
450mm	HT134502	5
500mm	HT135002	5
550mm	HT135502	5
600mm	HT136002	5

15

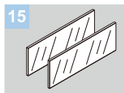

10mm Glass-boxside (left/right) /Industrial Package

Glass(G01)! Ground Glass(G02) Figured Glass(G03)

NL	Item No.	Set/ctn
270mm	HT13061270	10
300mm	HT13061300	10
350mm	HT13061350	10
400mm	HT13061400	10
450mm	HT13061450	10
500mm	HT13061500	10
550mm	HT13061550	10
600mm	HT13061600	10

3



Back Fixing-brackets (left/right) / Industrial Package

Silk White(E29)! Grey Matt(E30) Chrome Plated(C01)

Item No.	HT13031
Set/ctn	40

4



Front Fixing-brackets (left/right) / Industrial Package

Silk White(E29)! Grey Matt(E30)! Stainless Steel(F04)

Item No.	HT13013
Set/ctn	60

5



Front Section / Industrial Package

Silk White(E29)! Grey Matt(E30)! Chrome Plated(C01)

Size:1100mm.Cutting:Internal cabinet width LW-97

Item No.	HT10021
Set/ctn	20

30



Rod for Push-open Synchronization / Industrial Package

Item No.	HT0FH02
Set/ctn	60

Size:1100mm.Cutting:Internal cabinet width LW-172

14



Front Adapter (left/right) / Industrial Package

Silk White(E29)! Grey Matt(E30)! Stainless Steel(F04)

Item No.	HT13063
Set/ctn	60

16



Rear Adapter (left/right) / Industrial Package

Silk White(E29)! Grey Matt(E30)! Stainless Steel(F04)

Item No.	HT13064
Set/ctn	60

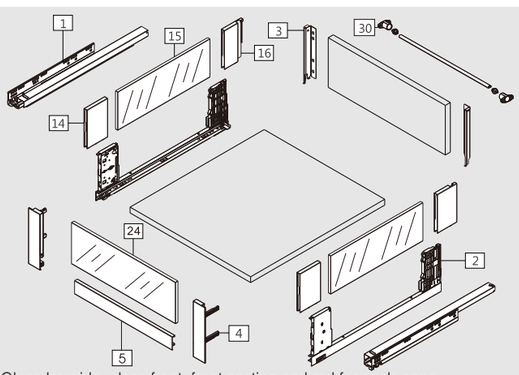

Glass-boxside, glass front, front section and rod for push-open synchronization not included in the kit

PLANNING

Installation Dimensions(mm)

NL=Nominal Slide Length
LT=Internal Cabinet Depth

Soft close slides LT=NL+3
Push-open slides LT=NL+12

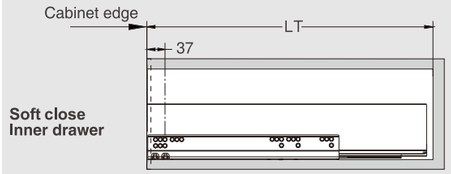

Fixing Hole Position for Push-open Inner Drawer(mm)

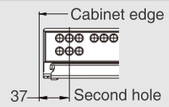

Screw Positions of the Slides(mm)

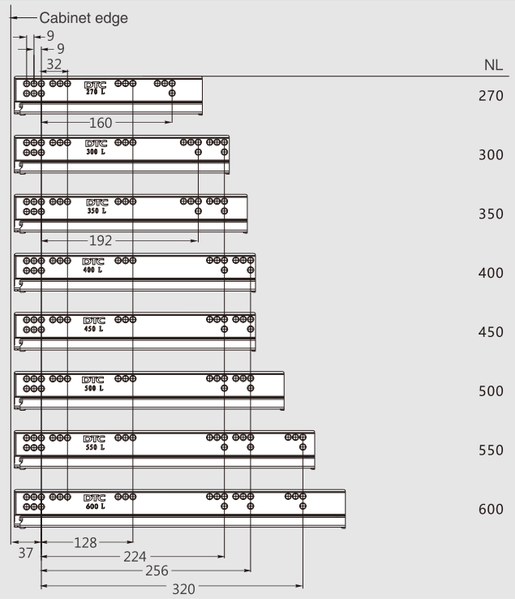

Cabinet Configuration

Cabinet widths/KB (mm)	Soft close drawer Stabilizer	Push-open drawer Synchronization rod
300	–	○
350	–	○
400	–	○
450	–	○
500	–	○
600	–	○
800	○	●
900	○	●
1000	○	●
1200	○	●

– not recommended
○ recommended
● strongly recommended

24

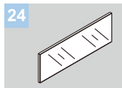

10mm Glass-front/Industrial Package

Glass(G01)! Ground Glass(G02)! Figured Glass(G03)

Cabinet widths/KB (mm)	Item No.	Pcs/ctn
300mm	HT13062300	10
350mm	HT13062350	10
400mm	HT13062400	10
450mm	HT13062450	10
500mm	HT13062500	10
600mm	HT13062600	10
800mm	HT13062800	10
900mm	HT13062900	10
1000mm	HT130621000	10
1200mm	HT130621200	10

Cabinet side thickness: B=16mm. For different cabinet side thickness e.g 18mm or 19mm, customised glass-front is needed.

Installation Dimensions(mm)

LW=Internal Cabinet Width

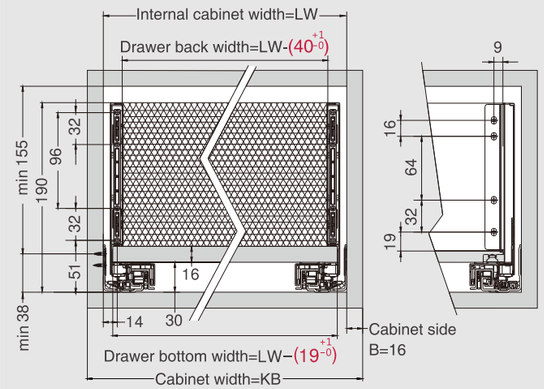

Front Section, Back and Bottom Dimensions(mm)

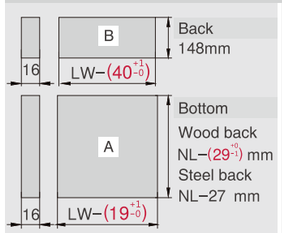

KB Cabinet width
LW Internal cabinet width
NL Nominal length

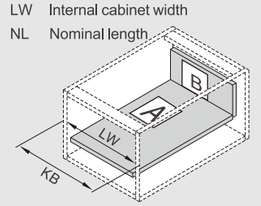

Glass Front Dimensions(mm)

10mm Glass Front

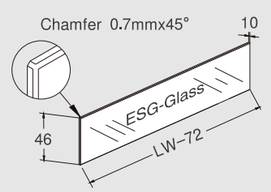

Glass-boxside Dimensions(mm)

10mm Glass-boxside

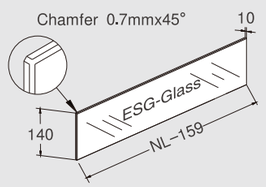

DOUBLE-WALL DRAWER SYSTEMS

MAGIC-PRO

HT14 Series Straight-sided Drawer System
(Super High Drawer: F Height)



DTC
Global Quality Benchmark

PRODUCT



DESCRIPTION

- Concealed, full extension
- Dynamic load capacity: 40/60kg
- Tool free assembly and removal of drawer
- Silent system guarantees smooth run without noise
- 3D adjustment: Up & down adjustment: ± 2mm, left & right adjustment:± 1.5mm, tilt adjustment:+1.5,-2.5mm
- Finish: Silk white(E29), Grey matt(E30), Gloss white(E32), Stainless steel(F04)

SPACE REQUIREMENT

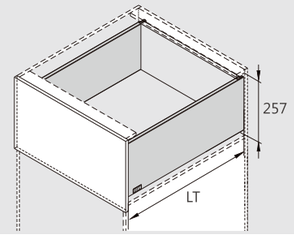

LT=Internal Cabinet Depth
LT=NL+3

SUPER HIGH DRAWER FOR WOOD DRAWER BACK

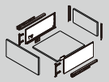

Kit Package

Silk White(E29)! Grey Matt(E30)! Stainless Steel(F04)

NL	Soft Close item No.	Push-open item No.	Soft-close+ Push-open item No.	Set/ctn
270mm	HT142704A11	HT442704A11		1
300mm	HT143004A11	HT443004A11		1
350mm	HT143504A11	HT443504A11	HT543504A11	1
400mm	HT144004A11	HT444004A11	HT544004A11	1
450mm	HT144504A11	HT444504A11	HT544504A11	1
500mm	HT145004A11	HT445004A11	HT545004A11	1
550mm	HT145504A11	HT445504A11	HT545504A11	1
600mm	HT146004A11	HT446004A11	HT546004A11	1

1



Slides (left/right)
/Industrial Package

Pre-zinc Steel(F02)

NL	Soft Close item No.	Push-open item No.	Soft-close+ Push-open item No.	Set/ctn
270mm	HT102704H	HT402704H		5
300mm	HT103004H	HT403004H		5
350mm	HT103504H	HT403504H	HT503504H	5
400mm	HT104004H	HT404004H	HT504004H	5
450mm	HT104504H	HT404504H	HT504504H	5
500mm	HT105004H	HT405004H	HT505004H	5
550mm	HT105504H	HT405504H	HT505504H	5
600mm	HT106004H	HT406004H	HT506004H	5

2

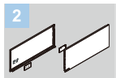

Drawer Sides and Cover Caps (left/right)
/Industrial Package

Silk White(E29)! Grey Matt(E30)! Stainless Steel(F04)

NL	Item No.	Set/ctn
270mm	HT142701	5
300mm	HT143001	5
350mm	HT143501	5
400mm	HT144001	5
450mm	HT144501	5
500mm	HT145001	5
550mm	HT145501	5
600mm	HT146001	5

3



Back Fixing-brackets (left/right)/ Industrial Package

Silk White(E29)! Grey Matt(E30)! Chrome Plated(C01)

Item No.	HT14031
Set/ctn	60

30



Rod for Push-open Synchronization / Industrial Package
Size:1100mm.Cutting:Internal cabinet width LW-172
For Push-open drawer or Soft Close+Push-open drawer

Item No.	HT0FH02
Set/ctn	60

4



Front Fixing-brackets (left/right) / Industrial Package

Zinc Plated(B01)

	Item No.	Set/ctn
Screw-on	TB03011	120
Press-in	TB03016	120

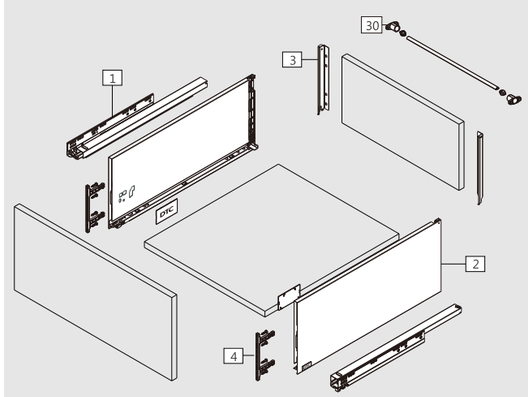

Rod for push-open synchronization not included in the kit

PLANNING

Installation Dimensions(mm)

NL=Nominal Slide Length
LT=Internal Cabinet Depth
LT=NL+3

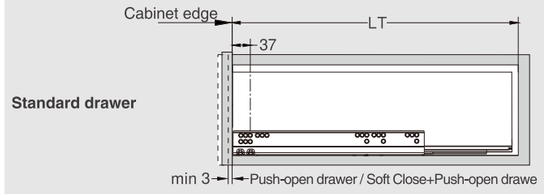

Cabinet Configuration

Cabinet widths/KB(mm)	Soft close drawer Stabilizer	Push-open drawer Synchronization rod
300	–	○
350	–	○
400	–	○
450	–	○
500	–	○
600	–	○
800	○	●
900	○	●
1000	○	●
1200	○	●

– not recommended
○ recommended
● strongly recommended

Screw Positions of the Slides(mm)

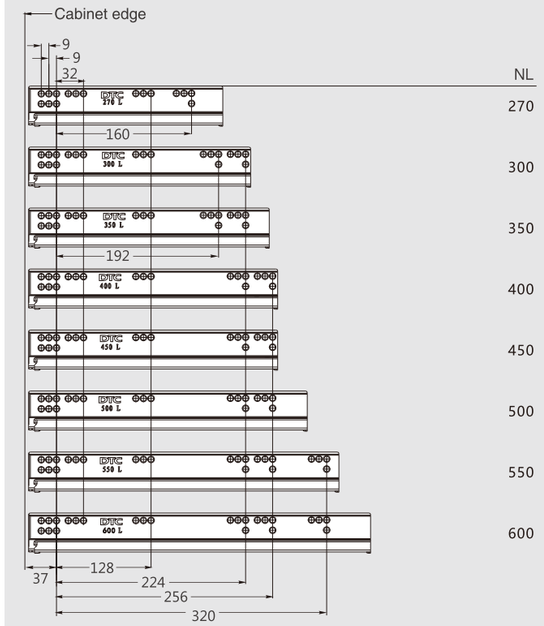

Installation Dimensions(mm)

LW=Internal Cabinet Width

Drawer Front, Back and Bottom Dimensions(mm)

Drawer front

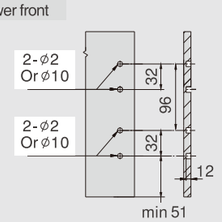

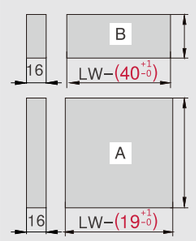

Back
212mm

Bottom
Wood back
NL–(29 -1) mm
Steel back
NL–27 mm

KB Cabinet width
LW Internal cabinet width
NL Nominal length

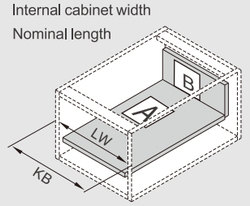

DOUBLE-WALL DRAWER SYSTEMS

ASSEMBLY AND ADJUSTMENT

Assembly and Adjustment(for MAGIC-PRO)

DTC
Global Quality Benchmark

Drawer Assembly

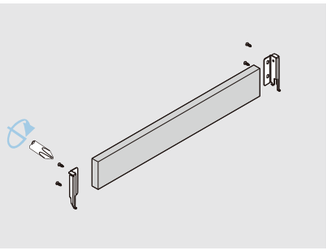

Back assembly

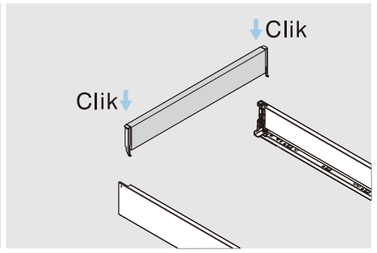

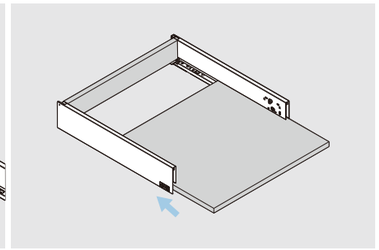

Bottom assembly

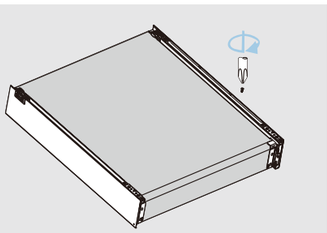

Fix screws

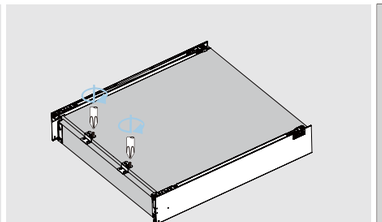

It is recommended to use 2 fixing-brackets for drawer width over 400mm.

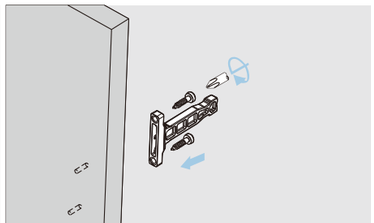

Front assembly

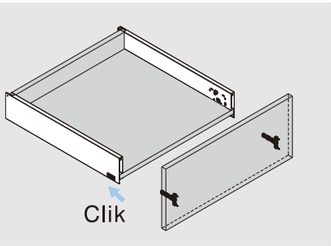

Front assembly

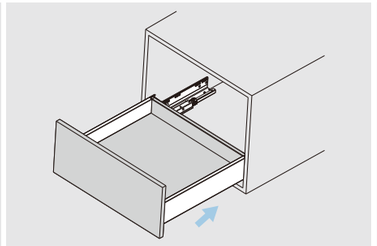

Slide into the cabinet

Adjustment

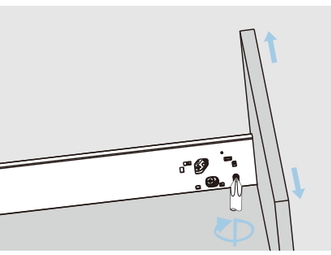

Left&right adjustment

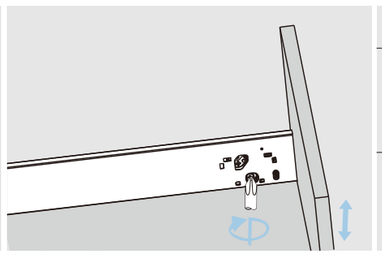

Up&down adjustment

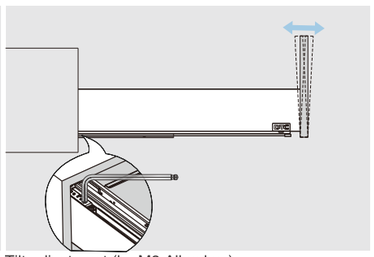

Tilt adjustment (by M3 Allen key)

Removal

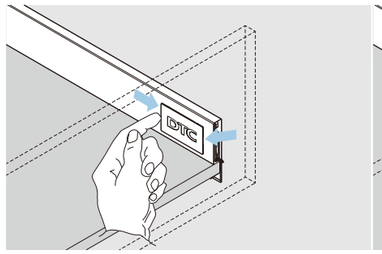

Tip up the cover and pull out

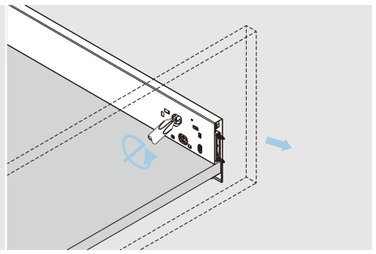

Turn screw driver to release the drawer front

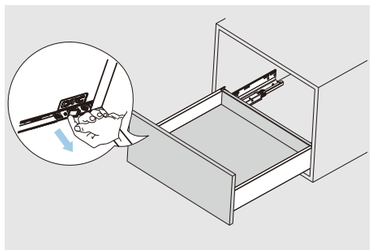

Press the locking device under drawer bottom and pull out the drawer

Adjustments for High Drawer

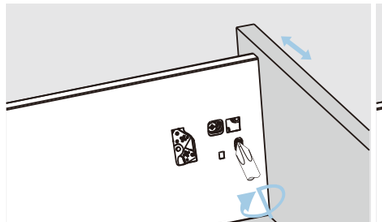

Left&right adjustment

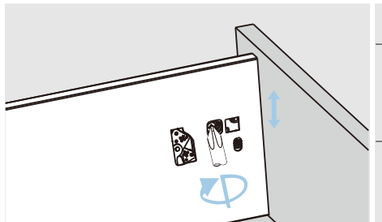

Up&down adjustment

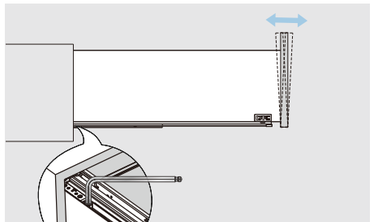

Tilt adjustment (by M3 Allen key)

Removal of High Drawer

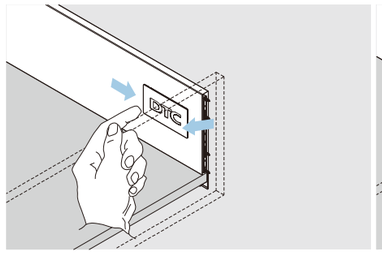

Tip up the cover and pull out

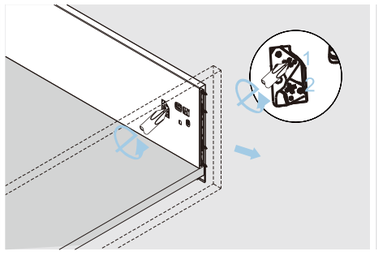

Turn screw driver to release lock 1, then release lock 2, remove the drawer front

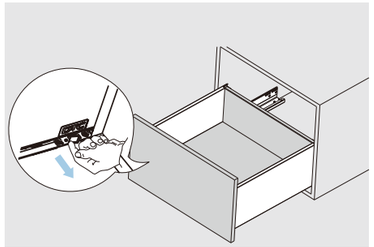

Press the locking device under drawer bottom and pull out the drawer

Drawer Front Gap Adjustments (Soft-close + Push-open Drawer)

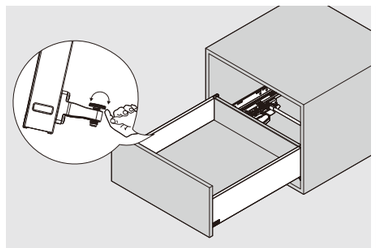

In&out adjustment

ASSEMBLY AND ADJUSTMENT

Assembly and Adjustment(for MAGIC-PRO)

DTC
Global Quality Benchmark

Glass Drawer Assembly

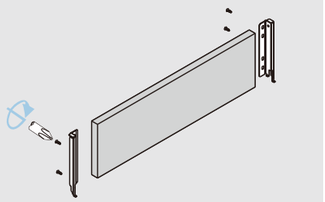

Back assembly

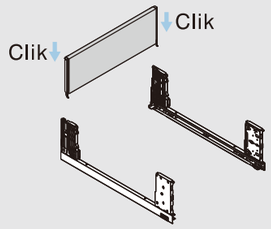

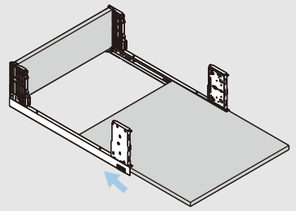

Bottom assembly

Adjustments for Glass High Drawer

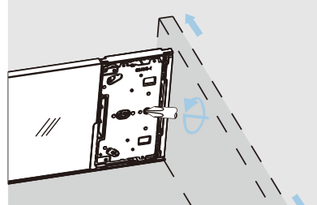

Left&right adjustment

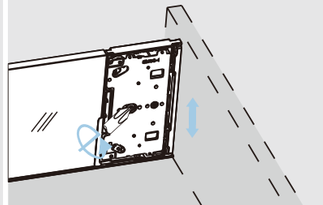

Up&down adjustment

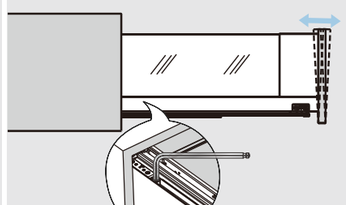

Tilt adjustment (by M3 Allen key)

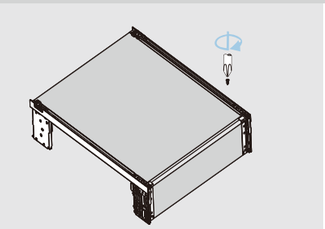

Fix screws

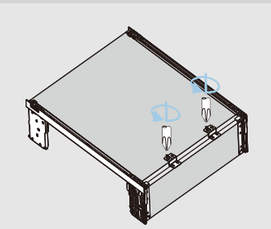

It is recommended to use 2 fixing-brackets for drawer width over 400mm.

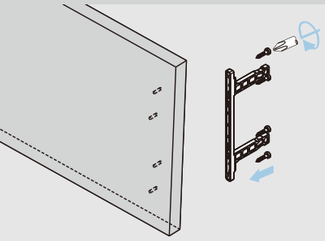

Front assembly

Removal of Glass High Drawer

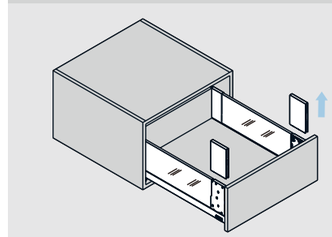

Pull out front cover

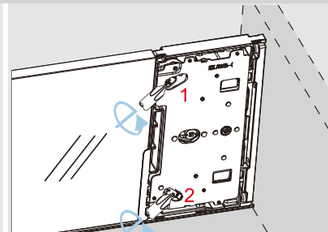

Turn screw driver to release lock 1, then release lock 2, remove the drawer front

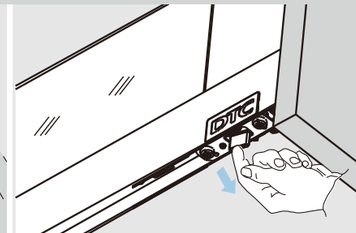

Press the locking device under drawer bottom and pull out the drawer

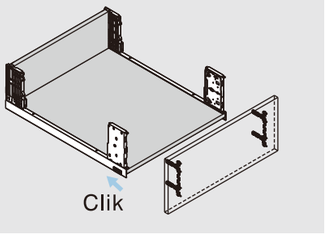

Front assembly

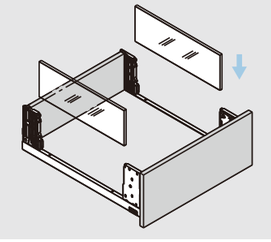

Insert glass-boxside

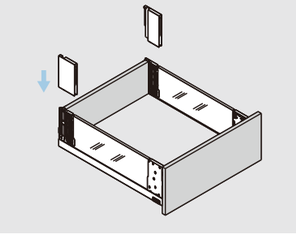

Insert back cover

Inner Drawer Front Assembly

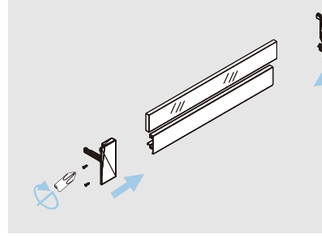

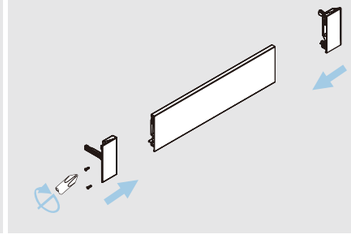

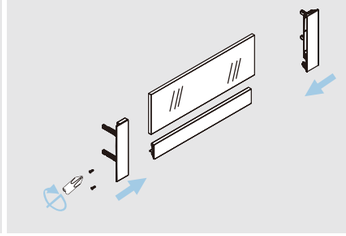

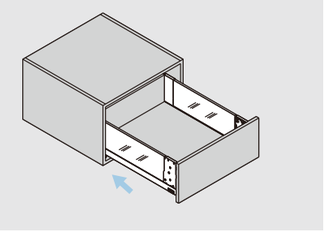

Slide into the cabinet

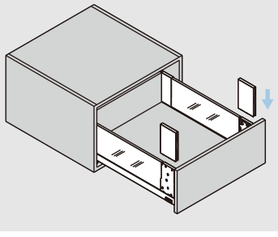

Insert front cover

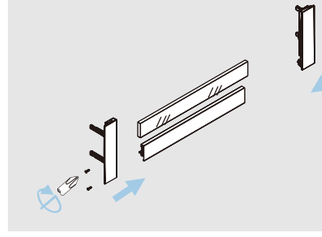

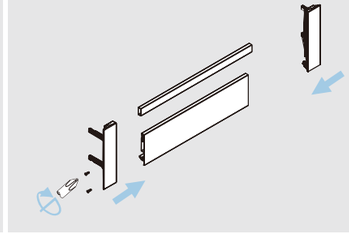

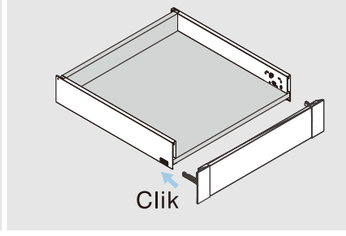

METAL DRAWER BACKS

Metal Drawer Backs (for MAGIC-PRO)



ORDER INFORMATION

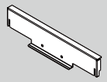

Super Low Drawer: N Height



Silk white(E29), Grey matt(E30),Gloss white(E32), Stainless steel(F04)

Cabinet width(mm)	Item No.	Pcs/ctn
300	HT10034300	20
325	HT10034325	20
350	HT10034350	20
375	HT10034375	20
400	HT10034400	20
450	HT10034450	20
500	HT10034500	20
600	HT10034600	20
700	HT10034700	20
800	HT10034800	20
900	HT10034900	20
1000	HT100341000	20
1200	HT100341200	20



Low Drawer: M Height



Silk white(E29), Grey matt(E30),Gloss white(E32), Stainless steel(F04)

Cabinet width(mm)	Item No.	Pcs/ctn
300	HT11034300	20
325	HT11034325	20
350	HT11034350	20
375	HT11034375	20
400	HT11034400	20
450	HT11034450	20
500	HT11034500	20
600	HT11034600	20
700	HT11034700	20
800	HT11034800	20
900	HT11034900	20
1000	HT110341000	20
1200	HT110341200	20

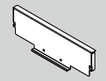

Medium Drawer: K Height



Silk white(E29), Grey matt(E30),Gloss white(E32), Stainless steel(F04)

Cabinet width(mm)	Item No.	Pcs/ctn
300	HT12034300	20
325	HT12034325	20
350	HT12034350	20
375	HT12034375	20
400	HT12034400	20
450	HT12034450	20
500	HT12034500	20
600	HT12034600	20
700	HT12034700	20
800	HT12034800	20
900	HT12034900	20
1000	HT120341000	20
1200	HT120341200	20



High Drawer: C Height



Silk white(E29), Grey matt(E30),Gloss white(E32), Stainless steel(F04)

Cabinet width(mm)	Item No.	Pcs/ctn
300	HT13034300	20
325	HT13034325	20
350	HT13034350	20
375	HT13034375	20
400	HT13034400	20
450	HT13034450	20
500	HT13034500	20
600	HT13034600	20
700	HT13034700	20
800	HT13034800	20
900	HT13034900	20
1000	HT130341000	20
1200	HT130341200	20

METAL DRAWER BACKS

Metal Drawer Backs (for MAGIC-PRO)



ORDER INFORMATION

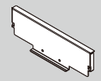

Super High Drawer: F Height



Silk white(E29), Grey matt(E30),Gloss white(E32), Stainless steel(F04)

Cabinet width(mm)	Item No.	Pcs/ctn
300	HT14034300	20
325	HT14034325	20
350	HT14034350	20
375	HT14034375	20
400	HT14034400	20
450	HT14034450	20
500	HT14034500	20
600	HT14034600	20
700	HT14034700	20
800	HT14034800	20
900	HT14034900	20
1000	HT140341000	20
1200	HT140341200	20

Cutting Dimensions for 16mm Chipboard Bottom

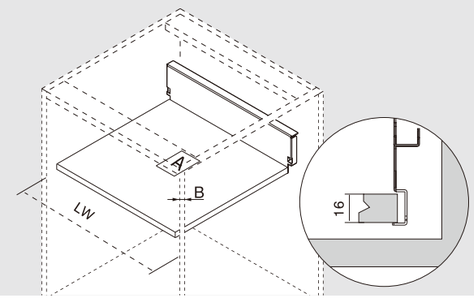

Chipboard Bottom

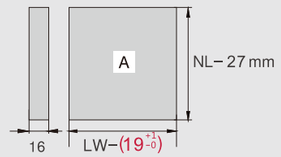

LW = Internal cabinet width
NL = Nominal length

Cabinet side thickness:B=16mm.For different cabinet side thickness e.g 18mm or 19mm,customised metal back is needed.

ORDER INFORMATION

Accessories

1 

Fixing-brackets

Zinc plated(B04)	
Item No.	HT10082
Pcs/ctn	400

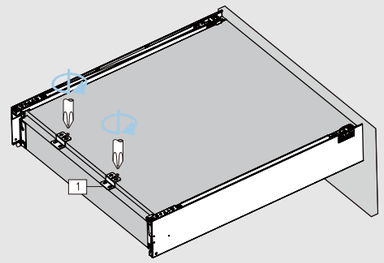

It is recommended to use 2 fixing-brackets for drawer width over 400mm.

Marking Tool for Front Bracket Fixing Positions (Lower Drawer M Height)



1 1 Pcs r/h gauge
2 1 Pcs l/h gauge

Item No.	TB0101A
Set/ctn	120

Marking Tool for Front Bracket Fixing Positions (High Drawer C/F Height)



1 1 Pcs r/h gauge
2 1 Pcs l/h gauge

Item No.	TB0301A
Set/ctn	60

Application(Lower Drawer M Height)

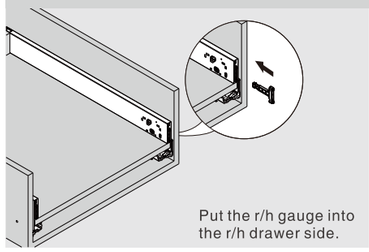

Put the r/h gauge into the r/h drawer side.

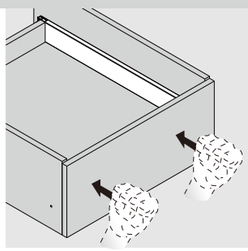

Line up the drawer front and mark positions with a light tap on each side.

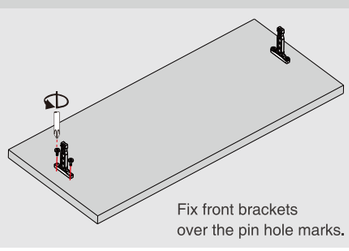

Fix front brackets over the pin hole marks.

Application(High Drawer C/F Height)

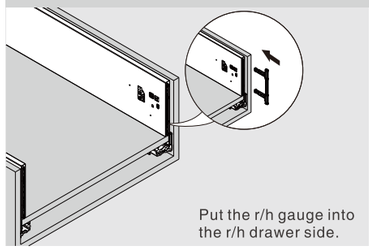

Put the r/h gauge into the r/h drawer side.

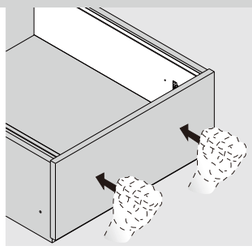

Line up the drawer front and mark positions with a light tap on each side.

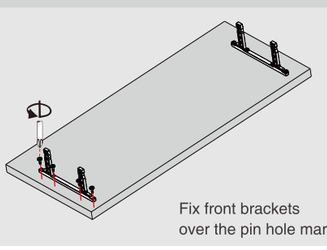

Fix front brackets over the pin hole marks.

ORDER INFORMATION



Square Railing / Industrial Package

Silk White(E29)! Grey Matt(E30)! Gloss White(E32)!

NL	Item No.	set/ctn
270mm	HT1004S270	60
300mm	HT1004S300	60
350mm	HT1004S350	60
400mm	HT1004S400	60
450mm	HT1004S450	60
500mm	HT1004S500	60
550mm	HT1004S550	60
600mm	HT1004S600	60

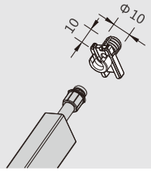



Square Railing / Industrial Package

Silk White(E29)! Grey Matt(E30)! Gloss White(E32)!

NL	Item No.	set/ctn
270mm	HT1004M270	60
300mm	HT1004M300	60
350mm	HT1004M350	60
400mm	HT1004M400	60
450mm	HT1004M450	60
500mm	HT1004M500	60
550mm	HT1004M550	60
600mm	HT1004M600	60

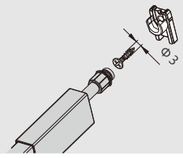

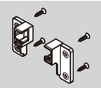

Back Fixing Brackets for Railings / Industrial Package

Dark Grey(H11)! White(H03)	
Item No.	HT1003J
set/ctn	200

For Sink Drawer

1 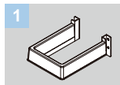

U-shaped Piece / Industrial package

Dark Grey(H11)! White(H03)	
Item No.	HE1103M
Pcs/ctn	10

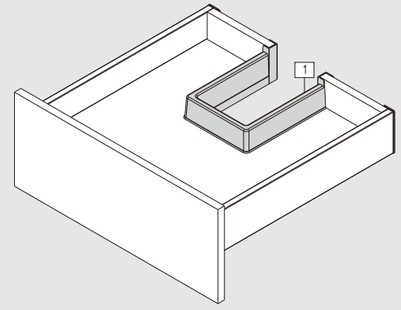

Drawer Back and Bottom Dimensions

For HT/HD series

