



Sistemi di livellamento e messa in opera del mobile cucina

Installation and levelling of kitchen cabinets

VOLPATO®
Be part of [...

SISTEMI DI LIVELLAMENTO E MESSA IN OPERA DEL MOBILE CUCINA

MADE FOR STRENGHT

Componenti progettati e realizzati affinché sopportino facilmente e senza cedimenti nel tempo grandi carichi e grandi sollecitazioni. Una gamma completa di piedi regolabili in resina termoplastica, studiati specificamente per le basi dei mobili da cucina componibili, dotati dei più diffusi sistemi di fissaggio.







INSTALLATION AND LEVELLING OF KITCHEN CABINETS





Components designed and manufactured to easily and reliably support heavy loads and stresses over time. A complete range of thermoplastic resin adjustable legs, specifically designed for modular kitchen base units, fitted with the most common fixing systems.





Piedi regolabili con basetta integrata
Integral adjustable legs

Pag.20



Serie 01

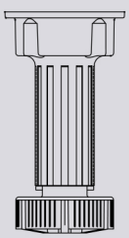

Serie 02

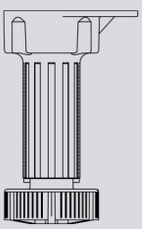

Serie 03

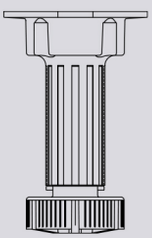

Serie 09

Piedi regolabili con basetta
Adjustable legs with base

Pag.28



Serie 04



Serie 31

Piedi regolabili con espansione integrata
Adjustable legs with built-in expansion

Pag.38



Serie 30

Serie speciali
Special series

Pag.41



Serie T0

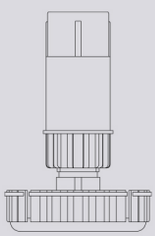

Serie 21



Serie 23

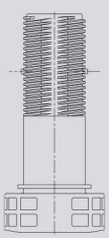

Serie 25

Piedi regolabili in alluminio
Adjustable aluminum legs

Pag.52



Serie 04

Ganci e viterie
Clips and screws

Pag.56

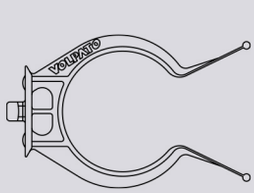

Serie 06



Serie 07

Piedi regolabili con basetta integrata
Integral adjustable legs

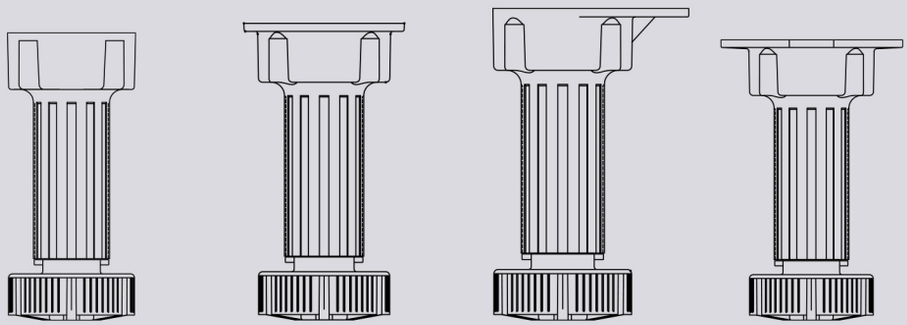

Serie 01 | Serie 02 | Serie 03 | Serie 09

La Volpato Industrie offre una gamma completa di piedi regolabili studiati specificatamente per le basi dei mobili componibili, costituiti da:

- Piedi con basetta integrata
- Sistema tubi e basette
- Sistema aggancio zoccolo-piedi
- Sistema di regolazione Speed-system
- Sistema d'espansione Easy plug-in

I vari sistemi prevedono i più comuni metodi di fissaggio al cabinet. Sono realizzati in resina termoplastica ad alta resistenza agli urti e presentano le seguenti caratteristiche:

- Ottima resistenza meccanica
- Ottima resistenza all'umidità e all'invecchiamento
- Portata a compressione 400Kg./cad.

Adjustable legs: Volpato Industrie presents a wide range of adjustable legs specifically developed for modular kitchen cabinets. The series includes:

- legs with built-in base;
- legs with separated base system;
- plinth-leg connection systems;
- speed system for adjustment;
- expansion system Easy plug-in.

All systems are developed for the most common way of cabinet fixing. All systems, produced using high Impact thermoplastic resins, have the following features:

- superior mechanical resistance;
- superior resistance to humidity and aging;
- compression resistance higher than 400 kg/leg.

Tipologia di fissaggio Fixing type

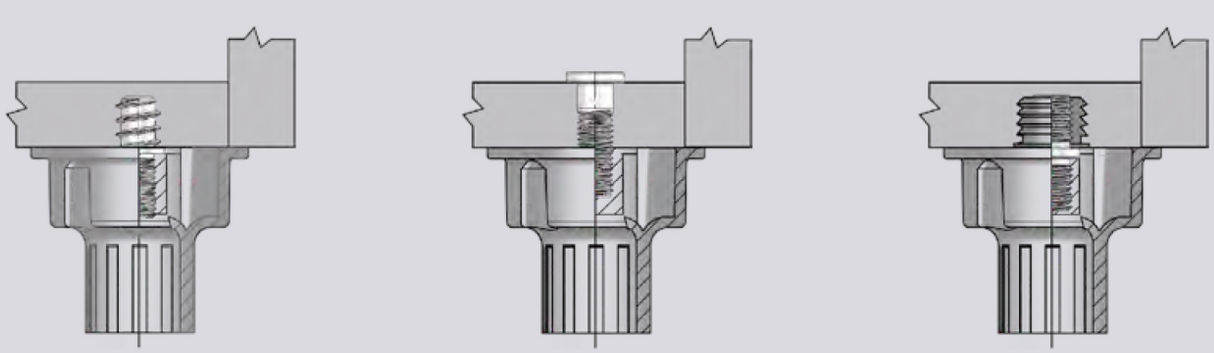

1. Perno autofilettante
Self-tapping pin

2. Vite passante
Through screw

3. Perno filettato
con bussola ad espansione
Threaded pin with expansion dowel



Serie 01 Piedi regolabili con basetta integrata Integral adjustable legs



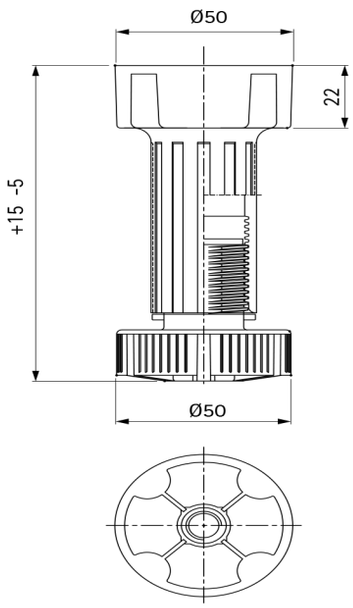

Doppio principio
Speed system

Code	H mm	pcs	kg	pcs
10/01.A100	100	300	16	15.000
10/01.A110	110	300	17	15.000
10/01.A120	120	250	15	15.000
10/01.A140	140	200	13	15.000
10/01.A150	150	200	14	15.000

Viti di fissaggio utilizzate
Screws to be used

10/07.131
10/07.137
10/07.138
10/07.139
10/07.211
10/07.212
10/07.222



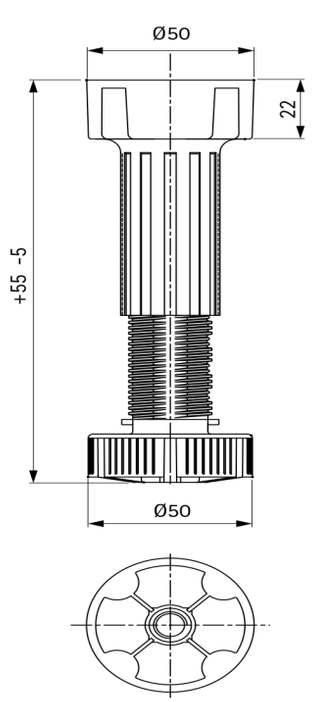

Doppio principio
Speed system

Code	H mm	pcs	kg	pcs
10/01.R120	120-170	250	16	15.000
10/01.R140	140-190	200	14	15.000
10/01.R150	150-200	200	15	15.000

Viti di fissaggio utilizzate
Screws to be used

10/07.131
10/07.137
10/07.138
10/07.139
10/07.211
10/07.212
10/07.222

Serie 02 Piedi regolabili con basetta integrata Integral adjustable legs



Doppio principio
Speed system

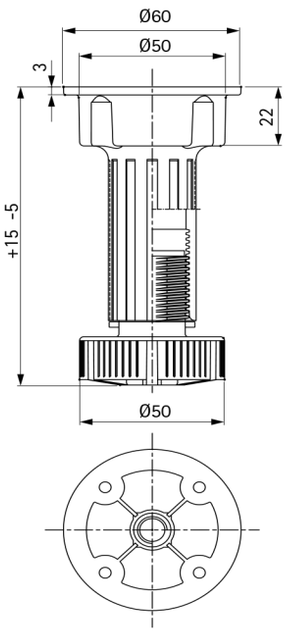

Code	H mm	pcs	kg	pcs
10/02.A100	100	300	17	3.000
10/02.A110	110	300	18	3.000
10/02.A120	120	250	16	3.000
10/02.A140	140	200	14	3.000
10/02.A150	150	200	15	3.000

Viti di fissaggio utilizzate
Screws to be used

10/07.131
10/07.137
10/07.138
10/07.139
10/07.211
10/07.212
10/07.222



Doppio principio
Speed system

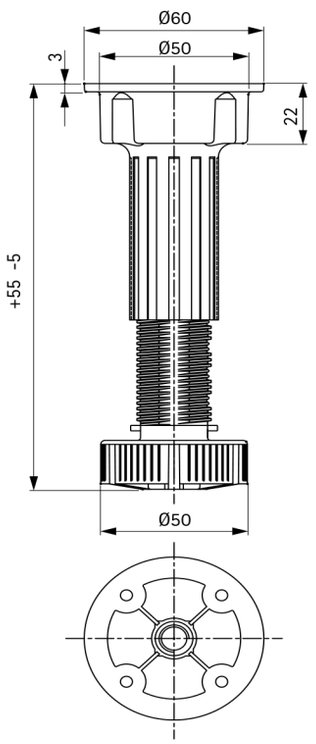

Code	H mm	pcs	kg	pcs
10/02.R120	120-170	250	17	3.000
10/02.R140	140-190	200	15	3.000
10/02.R150	150-200	200	16	3.000

Viti di fissaggio utilizzate
Screws to be used

10/07.131
10/07.137
10/07.138
10/07.139
10/07.211
10/07.212
10/07.222

Serie 02 Piedi regolabili con basetta integrata Integral adjustable legs



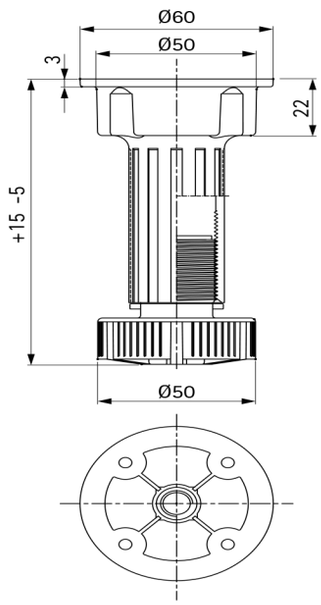

Code	H mm	pcs	kg	pcs
10/02.1105	100	300	18	3.000
10/02.1125	110	250	17	3.000
10/02.1155	150	200	16	3.000

Viti di fissaggio utilizzate
Screws to be used

10/07.111
10/07.121
10/07.122
10/07.124
10/07.125
10/07.128Z
10/07.129

Serie 03 **Piedi regolabili con basetta integrata** Integral adjustable legs



Doppio principio
Speed system

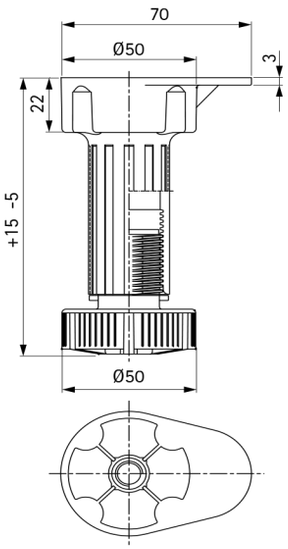

Code	H mm	pcs	kg	pcs
10/03.A410	110	300	18	15.000
10/03.A420	120	250	16	15.000
10/03.A440	140	200	14	15.000
10/03.A450	150	200	15	15.000

Viti di fissaggio utilizzate
Screws to be used

10/07.131
10/07.137
10/07.138
10/07.139
10/07.211
10/07.212
10/07.222



Doppio principio
Speed system

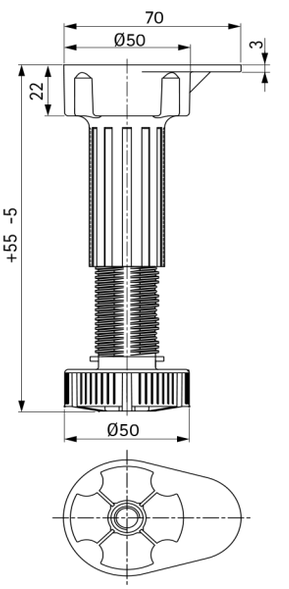

Code	H mm	pcs	kg	pcs
10/03.R420	120-170	250	17	15.000
10/03.R440	140-190	200	15	15.000
10/03.R450	150-200	200	16	15.000

Viti di fissaggio utilizzate
Screws to be used

10/07.131
10/07.137
10/07.138
10/07.139
10/07.211
10/07.212
10/07.222

Serie 03 Piedi regolabili con basetta integrata Integral adjustable legs



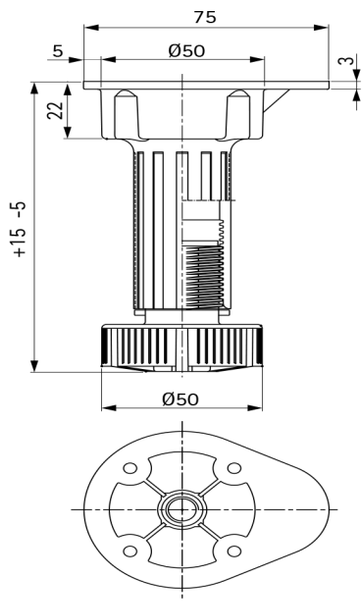

Doppio principio
Speed system

Code	H mm	pcs	kg	pcs
10/03.A700	100	300	18	15.000
10/03.A710	110	300	19	15.000
10/03.A720	120	250	17	15.000
10/03.A740	140	200	15	15.000
10/03.A750	150	200	16	15.000

Viti di fissaggio utilizzate
Screws to be used

10/07.131
10/07.137
10/07.138
10/07.139
10/07.211
10/07.212
10/07.222



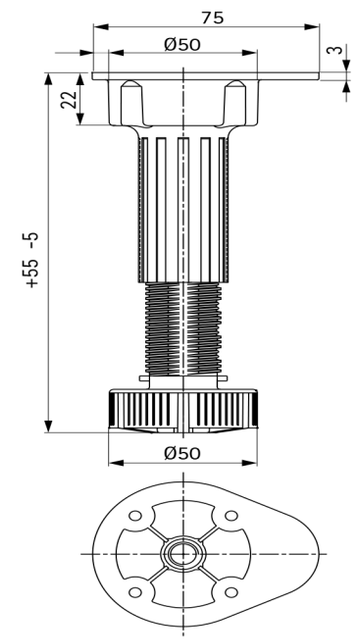

Doppio principio
Speed system

Code	H mm	pcs	kg	pcs
10/03.R720	120-170	250	16	15.000
10/03.R740	140-190	200	16	15.000
10/03.R750	150-200	200	17	15.000

Viti di fissaggio utilizzate
Screws to be used

10/07.131
10/07.137
10/07.138
10/07.139
10/07.211
10/07.212
10/07.222

Serie 09 Piedi regolabili con basetta integrata Integral adjustable legs



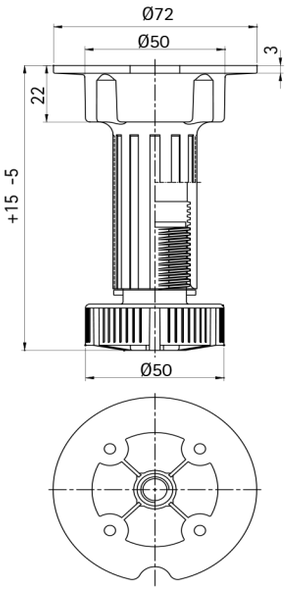

Code	H mm	pcs	kg	pcs
10/09.A080	80	300	16	15.000
10/09.A100	100	300	17	15.000
10/09.A120	120	250	16	15.000
10/09.A140	140	200	14	15.000
10/09.A150	150	200	15	15.000

Viti di fissaggio utilizzate
Screws to be used

10/07.131
10/07.137
10/07.138
10/07.139
10/07.211
10/07.212
10/07.222



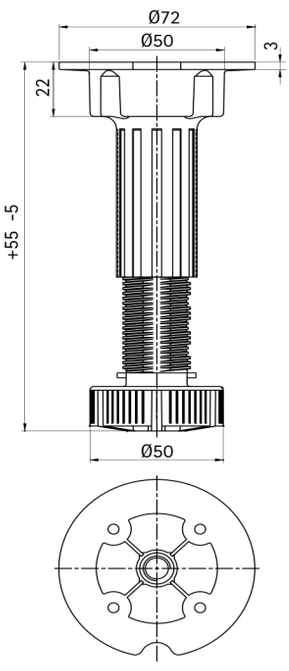

Doppio principio
Speed system

Code	H mm	pcs	kg	pcs
10/09.R120	120-170	250	18	15.000
10/09.R140	140-190	200	15	15.000
10/09.R150	150-200	200	16	15.000

Viti di fissaggio utilizzate
Screws to be used

10/07.131
10/07.137
10/07.138
10/07.139
10/07.211
10/07.212
10/07.222

Piedi regolabili con basetta
Adjustable legs with base

Sistema tubi e basette Serie 04 – Serie 31
System tubes and bases

R. H110 ÷ 180



R. Serie 04

A. H75 ÷ 180

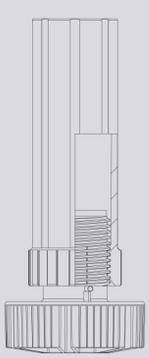

A. Serie 04

D. H60 ÷ 100

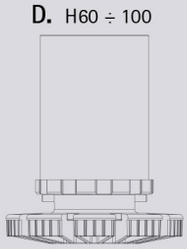

D. Serie 04

A. H100 ÷ 150



A. Serie 31

1. Perno autofilettante
Self-tapping pin

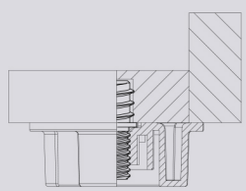

2. Vite passante
Through screw

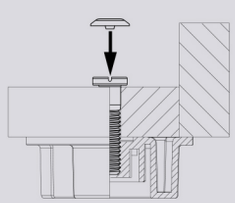

3. Perno filettato con bussola ad espansione
Threaded pin with bushing expasion

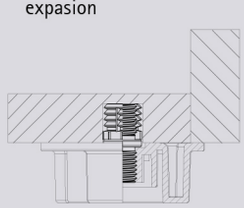

4. Fissaggio ad espansione
Fixing by expanding dowel

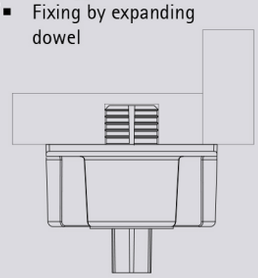

5. Vite autofilettante
Self-tapping screw

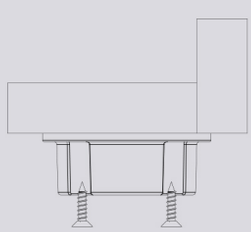

1. Perno autofilettante Self-tapping pin

Step 1

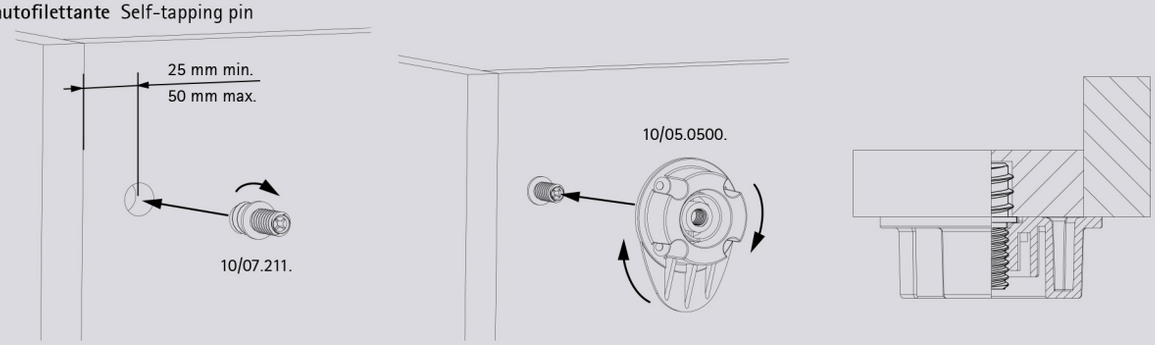

2. Vite passante Through screw

Step 1

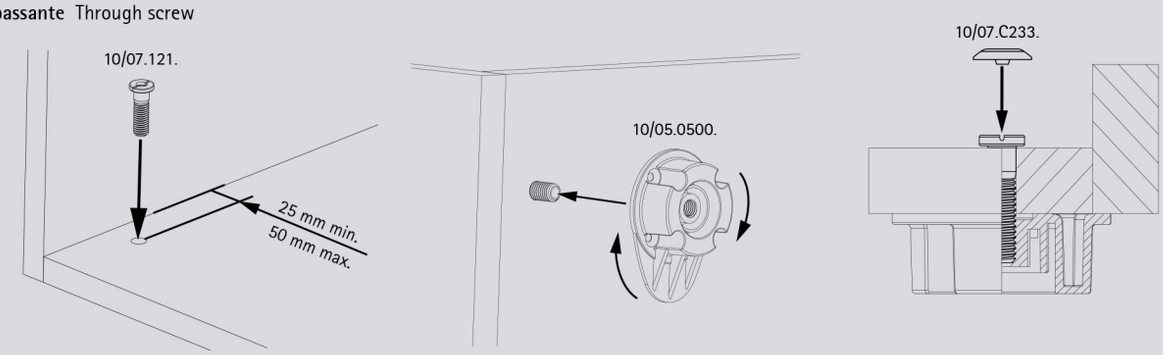

3. Perno filettato con bussola ad espansione Threaded pin with bush

Step 1

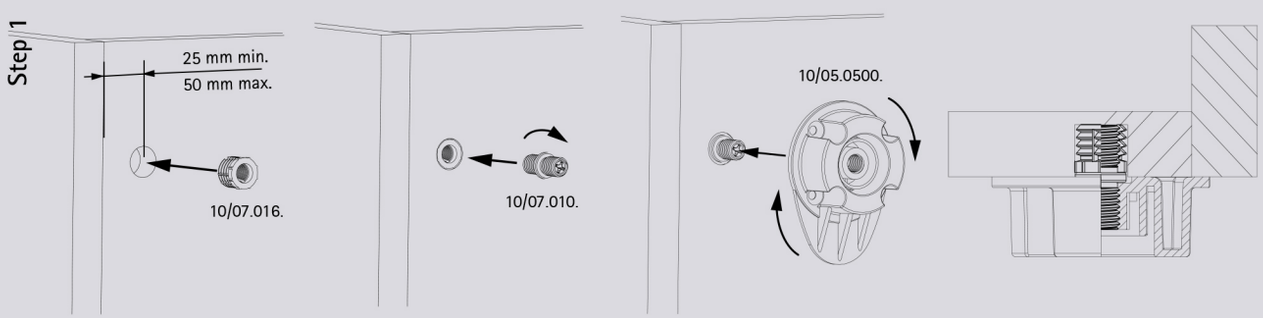

4. Fissaggio ad espansione Fixing by expanding dowel

Step 1

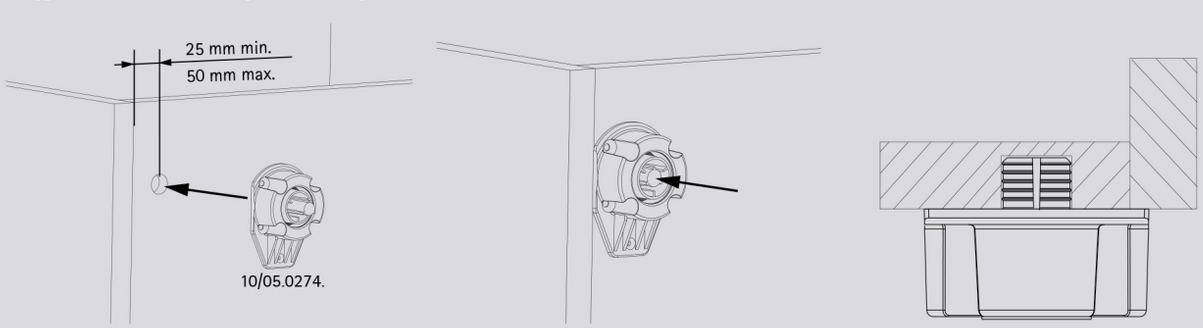

5. Vite autofilettante Self-tapping screw

Step 1

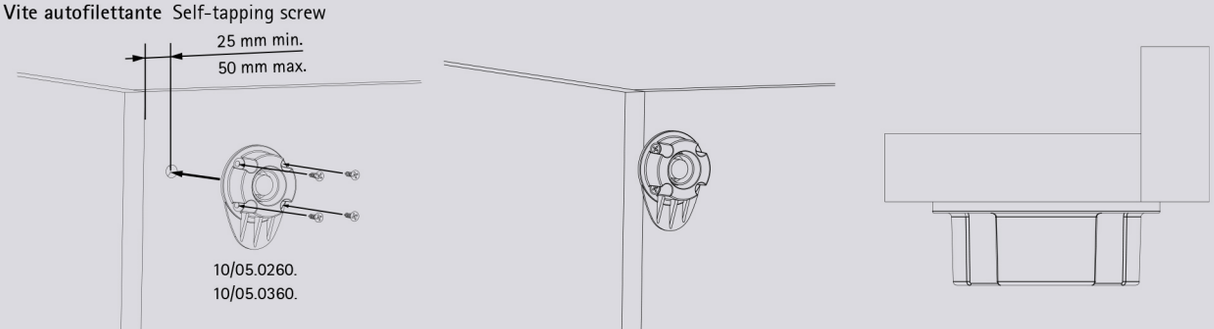

Piedi regolabili con basetta
Adjustable legs with base

Sistema tubi e basette Serie 04 H60 mm
System tubes and bases

A. **Fissaggio con vite forata M10 cod.10/07.121**
Fixing with perforated screw M10 cod. 10/07.121

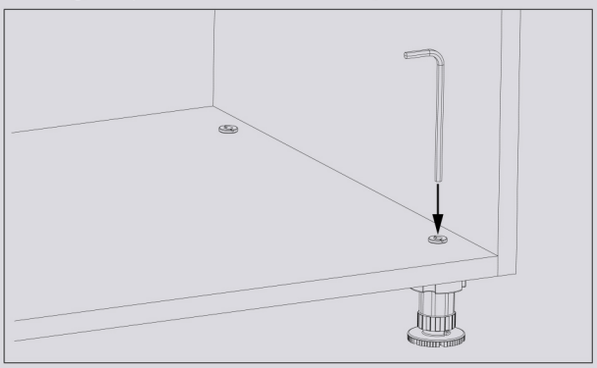

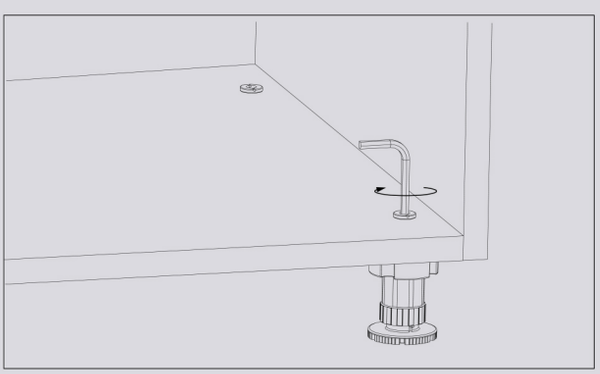

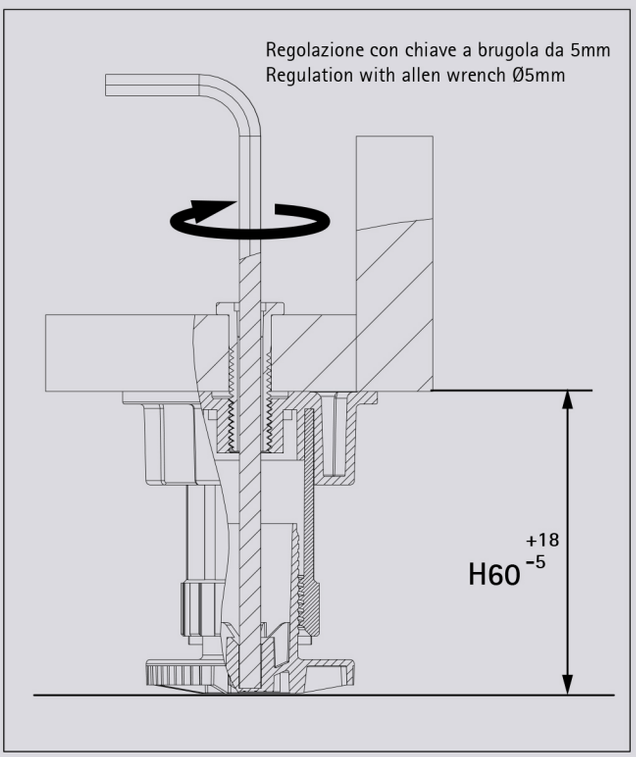

B. **Regolazione con chiave EasyKey 15.01.002**
Regulation with EasyKey 15.01.002

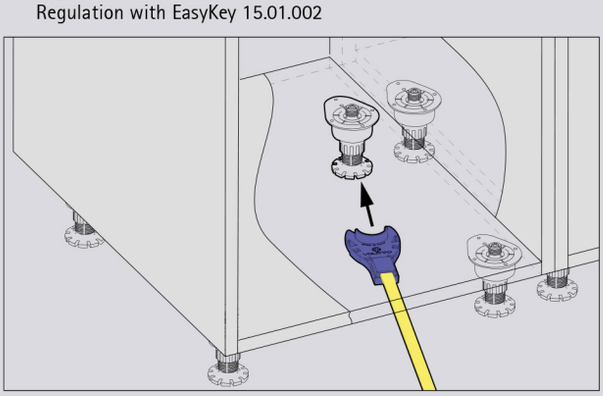

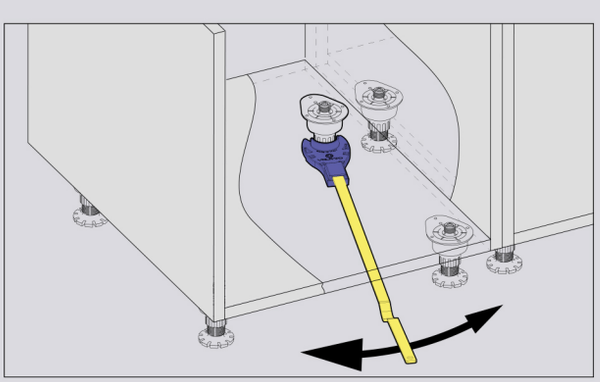

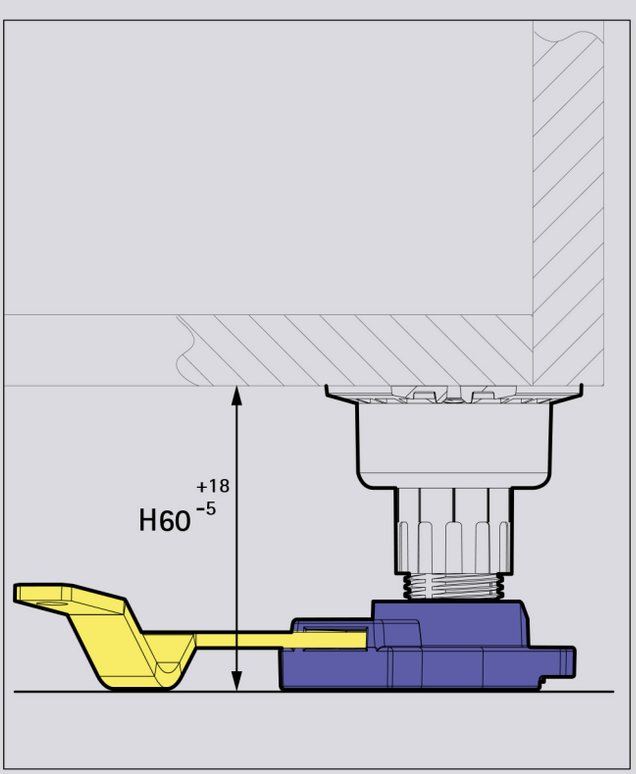

Serie 04 Piedi regolabili con basetta Adjustable legs with base



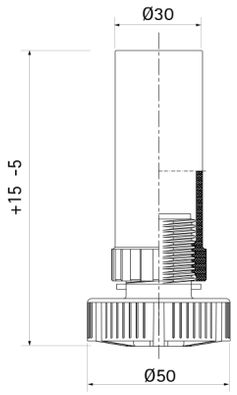

Code	H mm	pcs	kg	pcs
10/04.A075	75	400	12	4.000
10/04.A080	80	400	13	4.000
10/04.A090	90	400	14	4.000
10/04.A100*	100	400	15	4.000
10/04.A110	110	400	16	4.000
10/04.A120	120	400	17	4.000
10/04.A130	130	400	18	4.000
10/04.A140	140	200	10	4.000
10/04.A150	150	200	10	4.000
10/04.A160	160	200	11	4.000
10/04.A170	170	200	11	4.000
10/04.A180	180	200	12	4.000

* Con tubo a ghiera ribassata



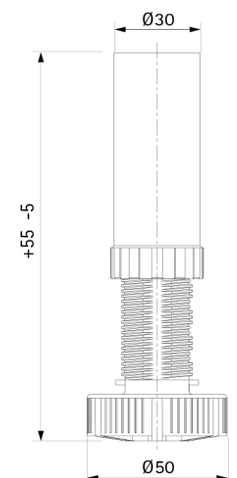

Code	H mm	pcs	kg	pcs
10/04.R100*	100-150	400	17	4.000
10/04.R110	110-160	400	18	4.000
10/04.R120	120-170	400	19	4.000
10/04.R130	130-180	400	20	4.000
10/04.R140	140-190	200	11	4.000
10/04.R150	150-200	200	11	4.000
10/04.R160	160-210	200	12	4.000
10/04.R170	170-220	200	12	4.000
10/04.R180	180-230	200	13	4.000

* Compatibile solo con basette: 10/05026 - 10/05027 (h. min 120) - 10/0528 - 10/05701C - 10/050702C - 10/05366 - 10/05360

Serie 04 Piedi regolabili con basetta Adjustable legs with base



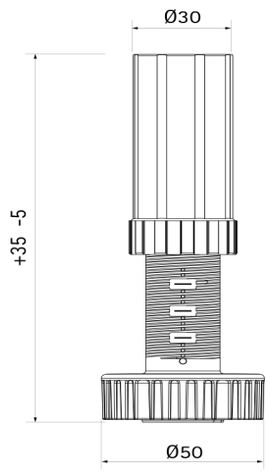

Code	H mm	pcs	kg	pcs
10/04.M100	100	400	14	4.000
10/04.M120	120	400	18	4.000
10/04.M160	160	200	22	4.000



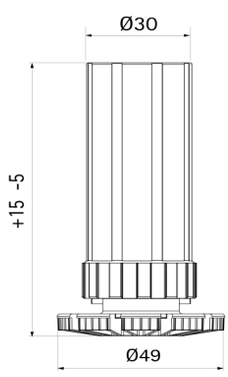

Code	H mm	pcs	kg	pcs
10/04.D060*	60	300	7	3.000
10/04.D070	70	300	7,5	3.000
10/04.D080	80	300	8	3.000
10/04.D100	100	200	9	3.000

* 10/04.D060 – con ghiera ribassata
10/04.D070 – 10/04.D080 – 10/04.D100 – con ghiera alta

Serie 04 Basette Bases



Doppio principio
Speed system

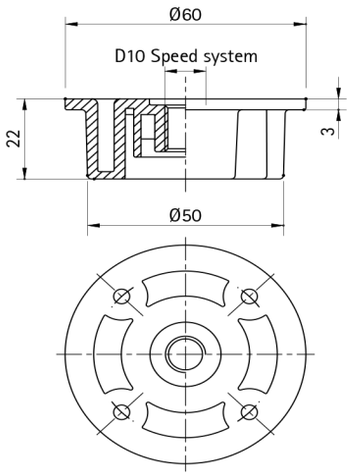

Code	pcs	kg	pcs
10/05.0400	400	10	4.000

Viti di fissaggio utilizzate
Screws to be used

10/07.131
10/07.137
10/07.138
10/07.139
10/07.211
10/07.212
10/07.222



Doppio principio
Speed system

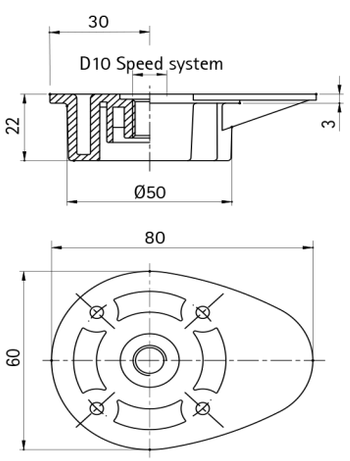

Code	pcs	kg	pcs
10/05.0500	400	11	4.000

Viti di fissaggio utilizzate
Screws to be used

10/07.131
10/07.137
10/07.138
10/07.139
10/07.211
10/07.212
10/07.222



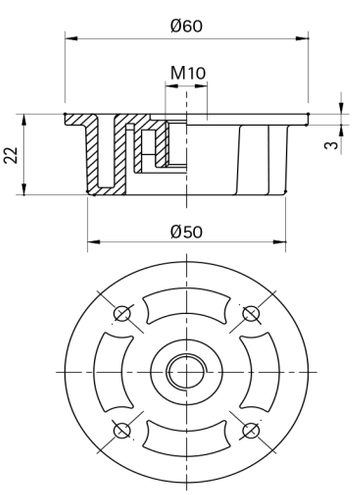

Code	pcs	kg	pcs
10/05.0251	400	10	4.000

Viti di fissaggio utilizzate
Screws to be used

10/07.111
10/07.121
10/07.122
10/07.124
10/07.125
10/07.128Z
10/07.129

Serie 04 Basette Bases



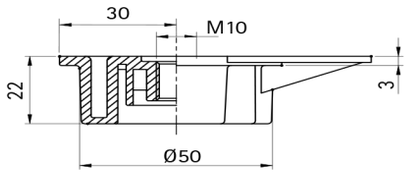

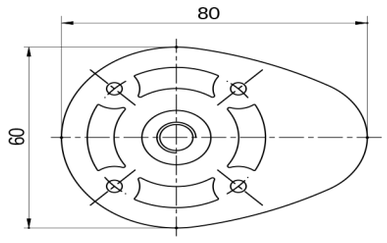

Code	pcs	kg	pcs
10/05.0261	400	11	4.000

Viti di fissaggio utilizzate
Screws to be used

10/07.111
10/07.121
10/07.122
10/07.124
10/07.125
10/07.128Z
10/07.129



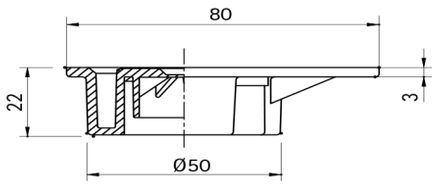

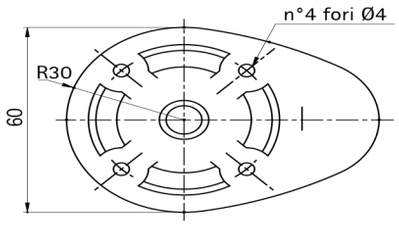

Code	pcs	kg	pcs
10/05.0260	400	12	4.000



Code	mm	pcs	kg	pcs
10/05.0262	10	400	12	4.000

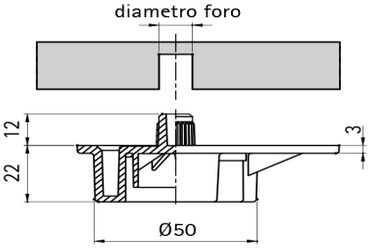

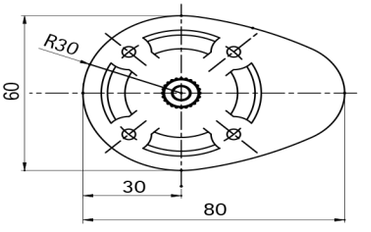

Serie 04 Basette Bases



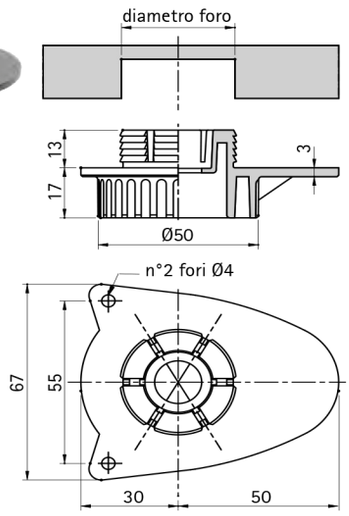

Code	∅ mm	pcs	kg	pcs
10/05.0268	35	400	11	4.000



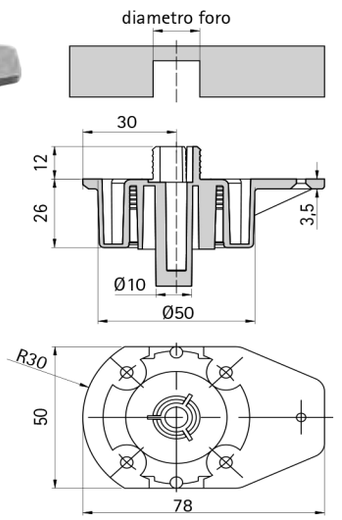

Code	∅ mm	pcs	kg	pcs
10/05.0272	10	400	12	4.000
10/05.0273	15	400	14	4.000
10/05.0274	16	400	14	4.000
10/05.0275	13	400	14	4.000

*** Montaggio solo con piedini H minima 120**



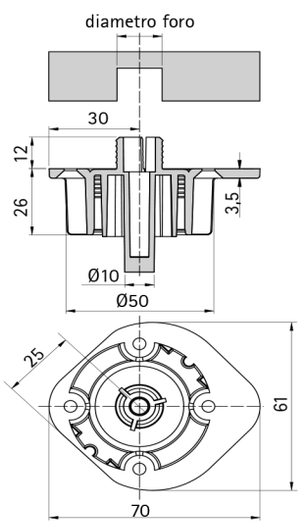

Code	∅ mm	pcs	kg	pcs
10/05.0282	10	400	12	4.000
10/05.0283	15	400	14	4.000
10/05.0284	16	400	14	4.000
10/05.0285	13	400	14	4.000

Serie 04 Basette Bases



Con spine
With pins

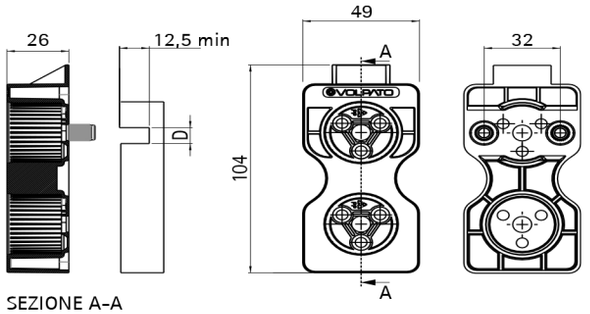

Code	pcs	kg	pcs
10/05.0701C	400	14	4.000



Senza spine
Without pins

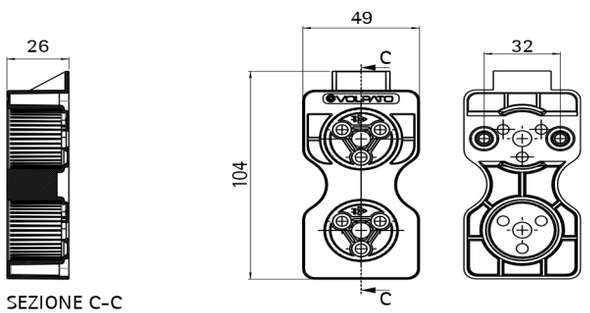

Code	pcs	kg	pcs
10/05.0702C	400	14	4.000

Serie 04 Accessori Accessories



Prolunga
Extension

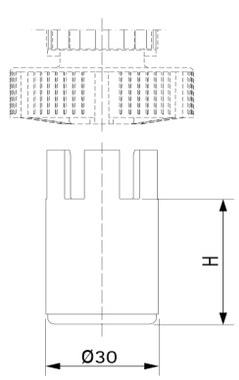

Code	↕H mm	pcs	kg	pcs
10/05.183	30	1.000	30	2.000
10/05.184	40	1.000	30	2.000
10/05.185	50	1.000	30	2.000

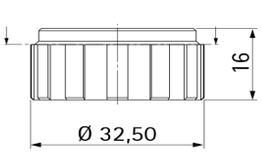

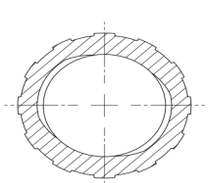

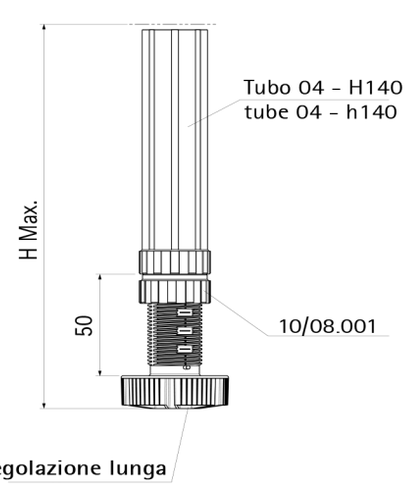

Code	pcs	kg	pcs
10/08.001	1000	6	-

Fornita non montata
Supplied unmounted

Ghiera di serraggio.
Accessorio utile nel campo di altezze H>120mm
con regolazione + 50 mm per bloccare e stabilizzzare il piedino.
Tightening ring nut.
Accessory useful for heights 120 mm and over
with a +50 mm adjustment to lock and stabilize the leg.

Serie 31 Piedi regolabili con basetta Adjustable legs with base



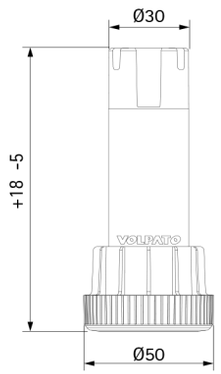

Code	H mm	pcs	kg	pcs
10/31.A100	100	400	16	4.000
10/31.A120	120	400	17	4.000
10/31.A140	140	200	10	4.000
10/31.A150	150	200	10	4.000

Serie 31 Basette Bases



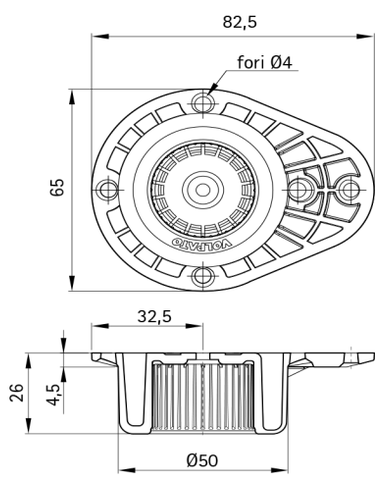

Code	pcs	kg	pcs
10/05.0360*	400	10	4.000

* Compatibile con: Serie 04

Piedi regolabili con espansione integrata

Adjustable legs with built-in expansion

Tubi e basette Serie 30 - Serie 04
Tubes and bases

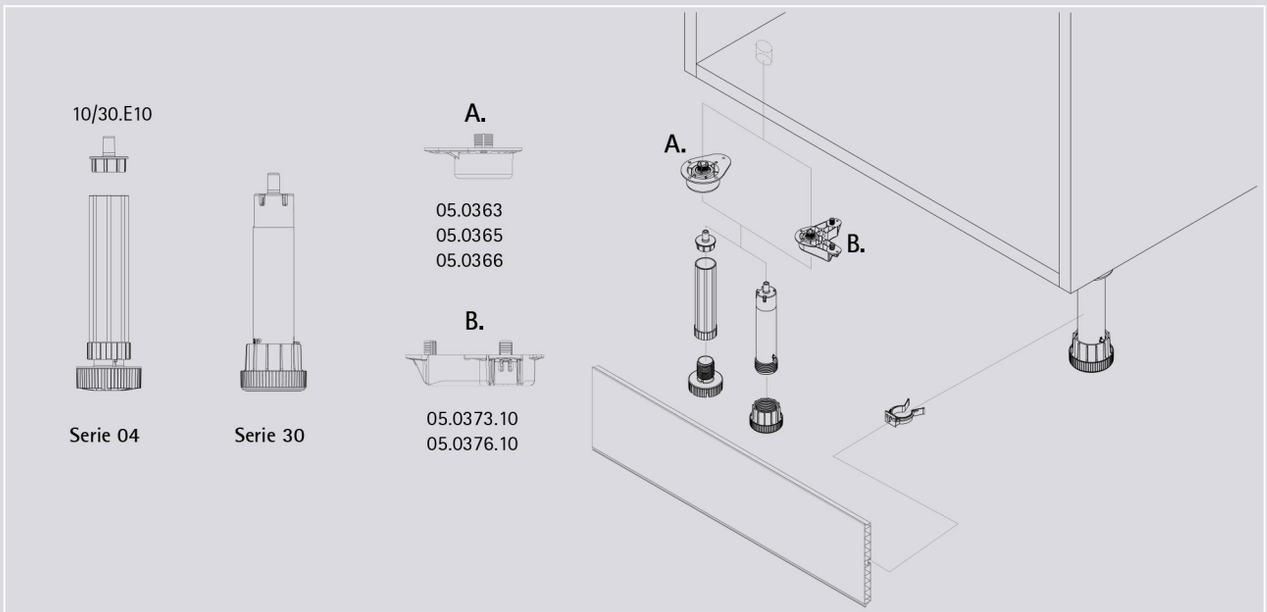

A. Serie 30

Step 1

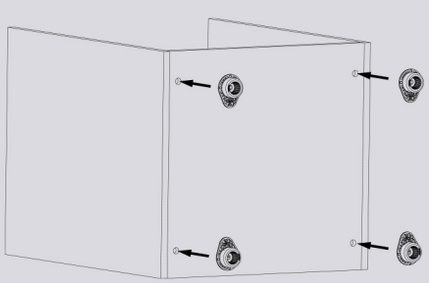

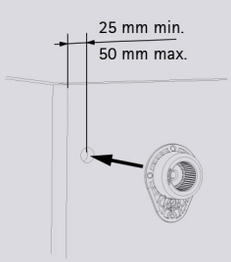

Step 2

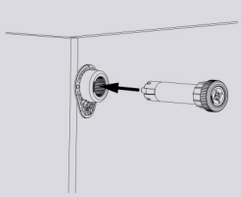

B. Serie 30

Step 1

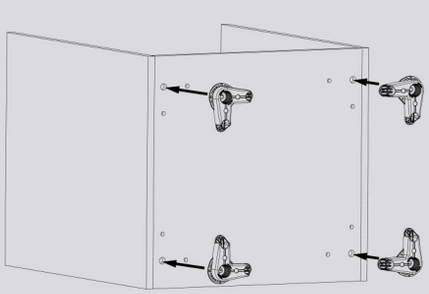

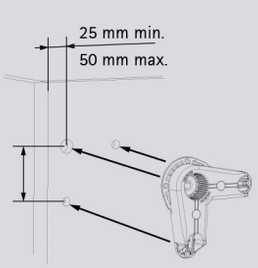

Step 2

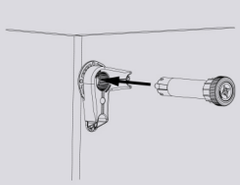

Step 3

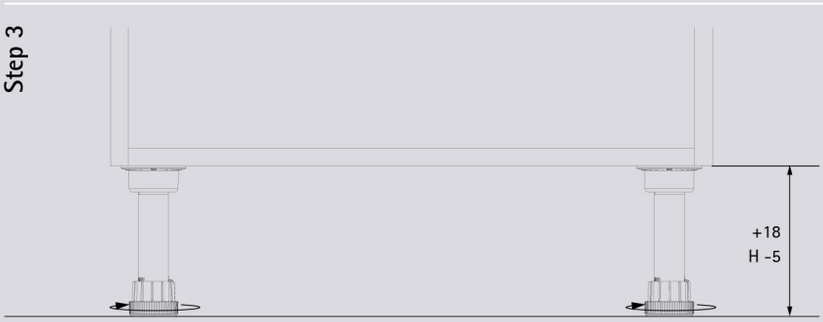

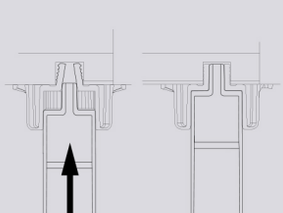

Serie 30 Tubi regolabili con espansione integrata Adjustable legs with built-in expansion



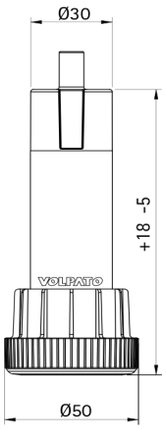

Code	H mm	pcs	kg	pcs
10/30.A100	100	400	16	4.000
10/30.A120	120	400	17	4.000
10/30.A140	140	200	10	4.000
10/30.A150	150	200	10	4.000

Serie 30 Basette Bases



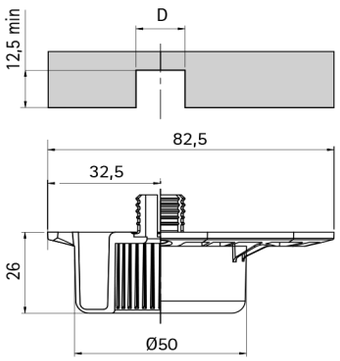

Code	∅ mm	pcs	kg	pcs
10/05.0363	13	400	10	4.000
10/05.0365	15	400	10	4.000
10/05.0366	16	400	10	4.000



Code	∅ mm	pcs	kg	pcs
10/05.0383.10	13	400	15	4.000
10/05.0386.10	16	400	15	4.000

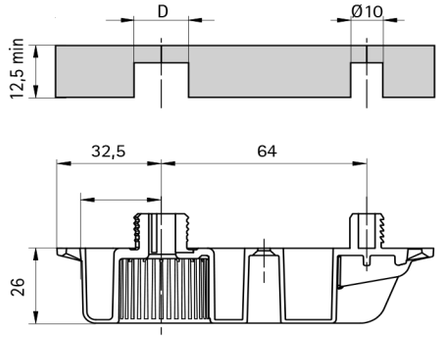

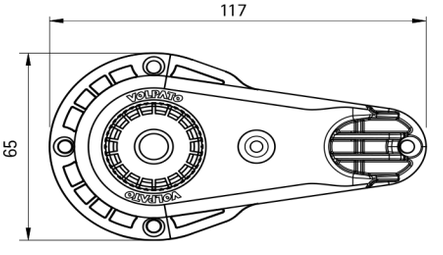

Serie 30 Basette Bases



Code	mm	pcs	kg	pcs
10/05.0373.10	13	200	15	4.000
10/05.0376.10	16	200	15	4.000

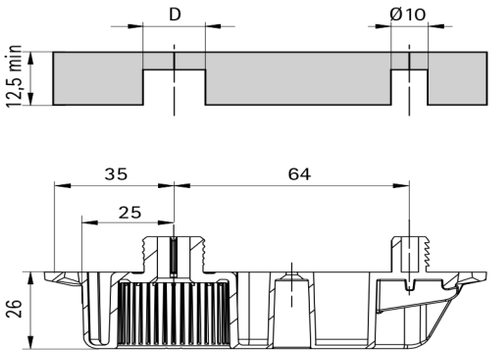

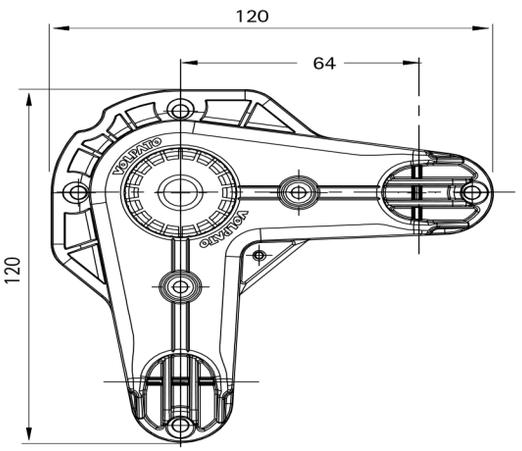

Serie 30 Accessori Accessories



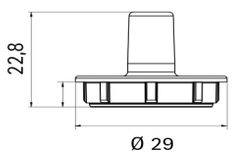

Code	pcs	kg	pcs
10/30.E10	2000	10	4000

Espansione per tubo
Expanding solution

Basette utilizzate
Bases to be used

10/05.0363
10/05.0365
10/05.0366
10/05.0383.10
10/05.0386.10
10/05.0373.10
10/05.0376.10

Serie speciali
Special series

Tubi e basette Serie T0-21-23-25
Tubes and bases



Serie 21 Serie speciali Special series



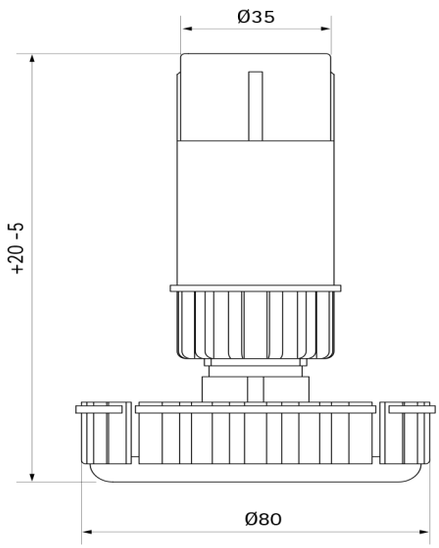

Code	H mm	pcs	kg	pcs
10/21.0080	80	300	17	6.000
10/21.0100	100	250	16	6.000
10/21.0121	121	200	14	6.000
10/21.0137	137	200	15	6.000
10/21.0150	150	150	13	6.000
10/21.0171	171	150	13	6.000
10/21.0180	180	150	14	6.000
10/21.0187	187	150	14	6.000
10/21.0200	200	120	10	6.000



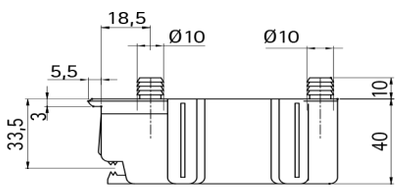

Code	∅ mm	pcs	kg	pcs
10/05.21.3004	10	200	11	6.000

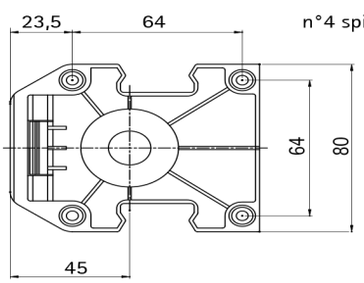

cod. 10/05.21.3004

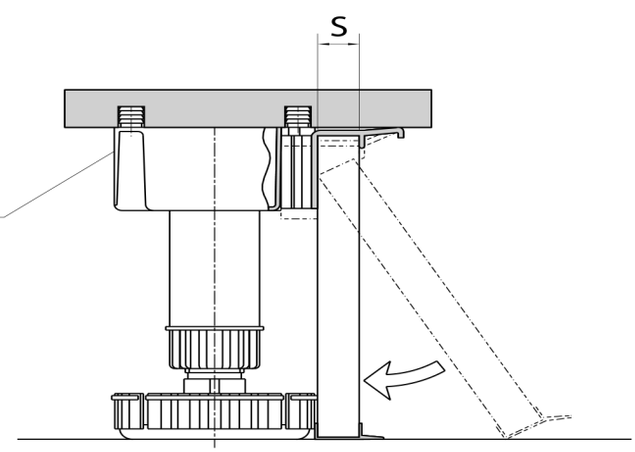

Serie 21 Serie speciali Special series



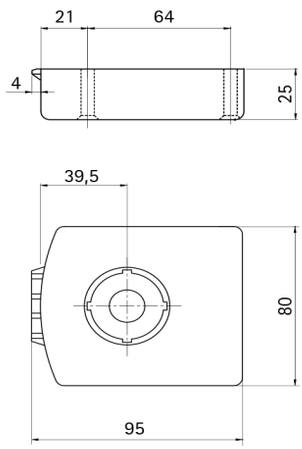

Code	pcs	kg	pcs
10/05.21.2000	300	15	6.000



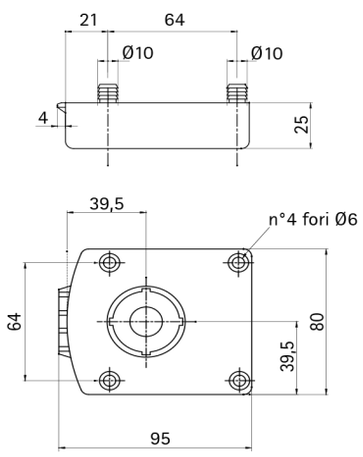

Code	∅ mm	pcs	kg	pcs
10/05.21.2500	10	250	14	6.000

Serie 21 Serie speciali Special series



Per zoccoli in nobilitato
For chipboard plinths

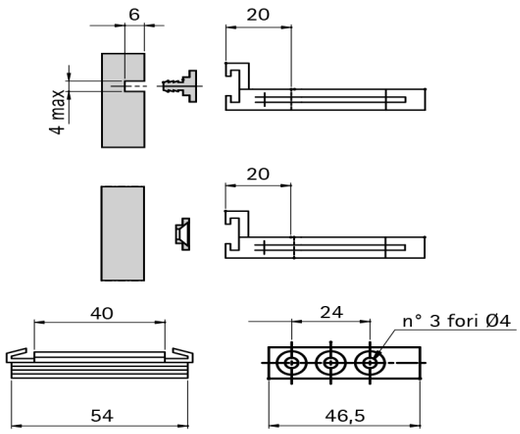

Code	pcs	kg	pcs
10/06.21.3110	800	10	8.000



Per zoccoli in plastica e alluminio
For plastic and aluminum plinths

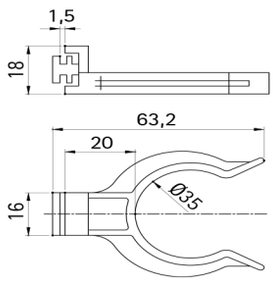

Code	pcs	kg	pcs
10/06.21.3115	2.000	20	8.000



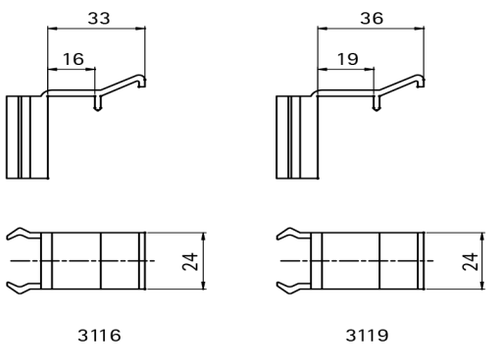

Code	pcs	kg	pcs
10/06.21.3116	2.500	15	10.000
10/06.21.3119	2.500	16	10.000

Serie 23 Serie speciali Special series



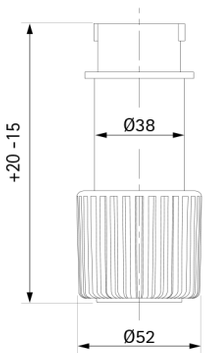

Code	H mm	pcs	kg	pcs
10/23.0110	110	280	16	10.000
10/23.0130	130	250	16	10.000
10/23.0150	150	220	14	10.000
10/23.0170	170	190	14	10.000
10/23.0190	190	170	14	10.000
10/23.0210	210	150	13	10.000
10/23.0230	230	140	13	10.000
10/23.0250	250	130	16	10.000



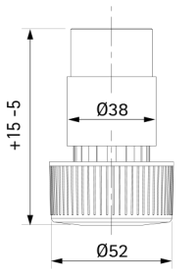

10/23.0060	60	280	9	560
10/23.0070	70	280	11	560
10/23.0085	85	280	12	560
10/23.0095	95	280	13,8	560

Serie 23 Serie speciali Special series



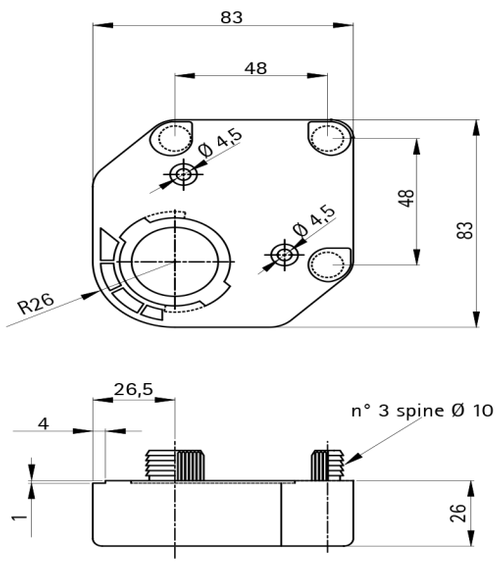

Code	pcs	kg	pcs
10/05.23. 4050	300	14	12.000



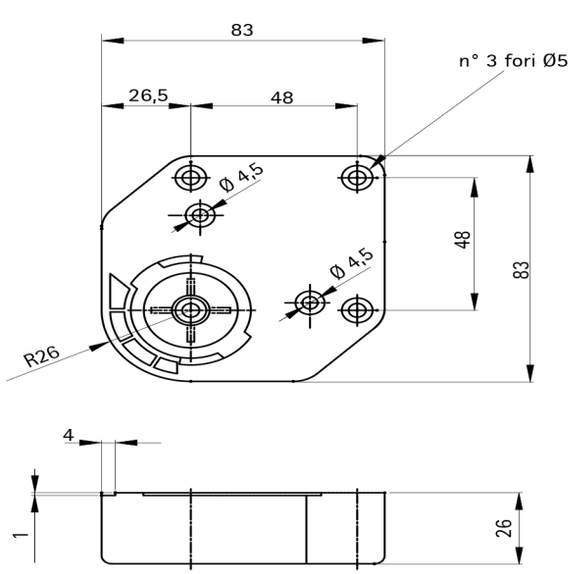

Code	pcs	kg	pcs
10/05.23. 4051	400	16	12.000

Serie 23 Serie speciali Special series



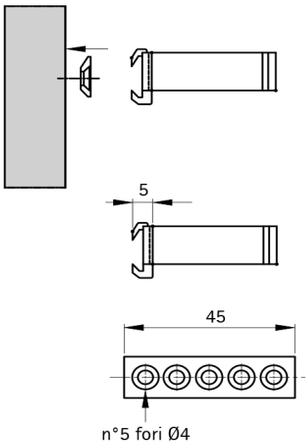

Code	pcs	kg	pcs
10/06.1500	2.000	11	8.000



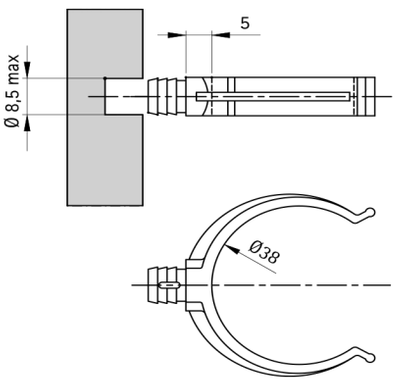

Code	pcs	kg	pcs
10/06.1501	4.000	17	8.000



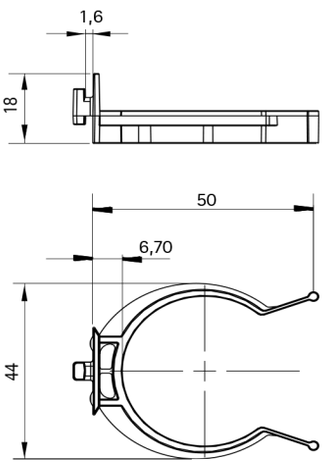

Code	pcs	kg	pcs
10/06.1502	2.500	11	7.500

Serie 25 Serie speciali Special series



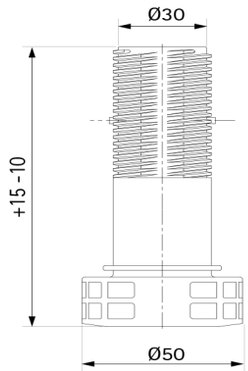

Code	H mm	pcs	kg	pcs
10/25.0080	80	600	17	6.000
10/25.0090	90	600	18	6.000
10/25.0100	100	600	20	6.000
10/25.0110	110	600	21	6.000
10/25.0120	120	500	19	6.000
10/25.0130	130	500	20	6.000
10/25.0140	140	400	17	6.000
10/25.0150	150	400	18	6.000
10/25.0160	160	400	18	6.000
10/25.0170	170	300	14	6.000
10/25.0180	180	300	15	6.000
10/25.0190	190	300	16	6.000
10/25.0200	200	250	14	6.000
10/25.0210	210	200	12	6.000
10/25.0220	220	200	12	6.000

Serie 25 Serie speciali Special series



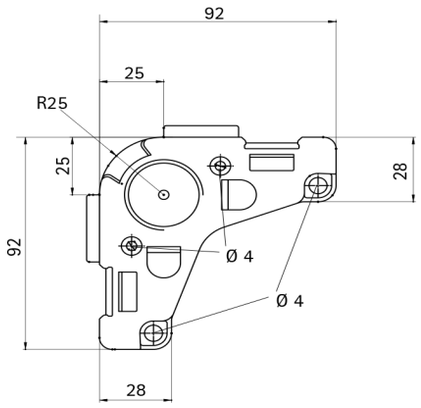

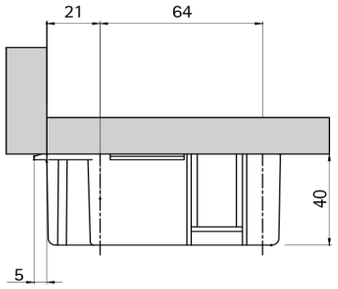

Code	pcs	kg	pcs
10/05.25.1000	250	14	6.000



Code	mm	pcs	kg	pcs
10/05.25.1010	10	200	12	6.000
10/05.25.1012	12	200	12	6.000

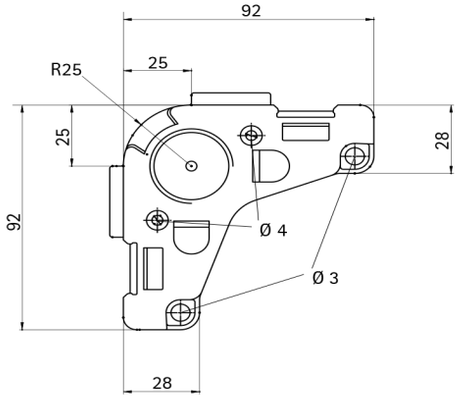

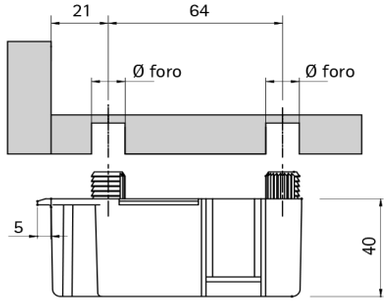

Serie 25 Serie speciali Special series



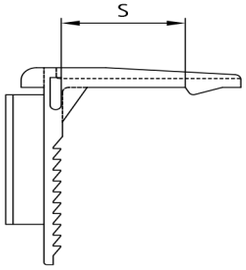

Code	mm	pcs	kg	pcs
10/06.2513	13	4.000	17	8.000
10/06.2516	16	4.000	17	8.000
10/06.2519	19	4.000	17	8.000





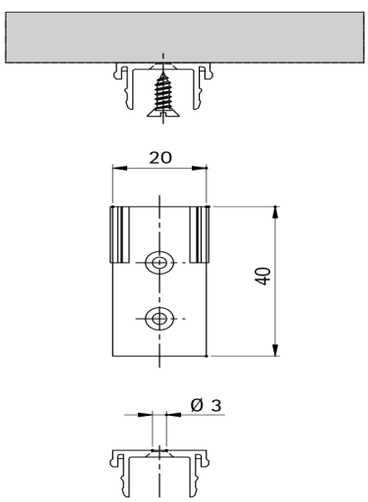

Code	pcs	kg	pcs
10/06.2500	6.000	13	6.000