

UNDERMOUNT  
SLIDE SERIES

D-MOTION PLUS

D-MOTION PLUS

A Strong Undermount Slide with Many Benefits  
Robust Components Ensure  
Smooth and Silent Running  
Action



- 7/8 extension provides a full access experience.
- Undermount slides with silent, soft, and effortless closing.
- Quick release locking device or pin-mount connection options meet application requirements.
- The redesigned cabinet member increases stability over a lifetime of use.



Quietness




Intelligence



Durability



Eco-Friendliness



D-MOTION PLUS makes drawers of any size more stable and comfortable to operate. Locking pins safely secure the drawer box to the slides.

---

**DTC**  
Global Quality Benchmark

UNDERMOUNT  
SLIDE SERIES  
D-MOTION PLUS



The innovative structure of the undermount slide produces a minimal opening force for a comfortable experience. D-MOTION PLUS is widely used in bedrooms, bathrooms and other living spaces in the home.



D-MOTION PLUS improves the end user's access over drawers having only partial extension slides. It provides a full range of solutions for high-quality wood furniture throughout the home.

**DTC**  
Global Quality Benchmark

UNDERMOUNT  
SLIDE SERIES  
D-MOTION PLUS



D-MOTION PLUS, with 7/8 extension, enables full access to everything stored in a drawer.

# D-MOTION PLUS

## GG10C Series 2/3 Extension Soft-close Undermount Slides with Locking device



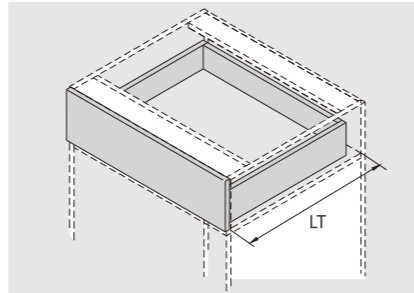
### PRODUCT



### DESCRIPTION

- Load capacity: 25kg
- Finish: zinc plated
- Length: 250-600mm
- 2/3 extension
- Drawer up&down adjustment: 0~2.5mm
- Tool free assembly and removal of drawer
- Silent system guarantees smooth run without noise
- Maximum drawer side thickness: 16mm

### SPACE REQUIREMENT

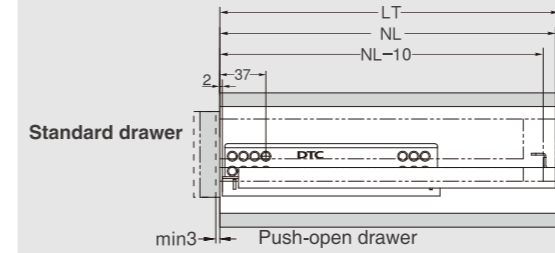


NL=Nominal Slide Length  
 LT=Internal Cabinet Depth  
 Standard drawer:  $LT = NL + 3$   
 Inner drawer:  $LT = NL + 21$

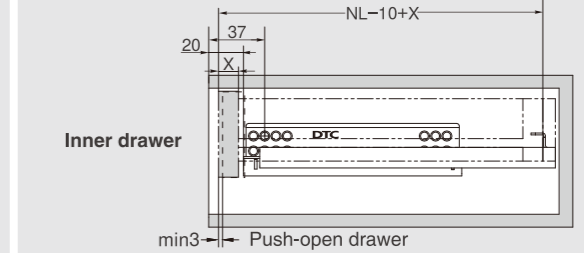
### PLANNING

#### Installation Dimensions(mm)

NL=Nominal Slide Length  
 LT=Internal Cabinet Depth  
 $LT = NL + 3$



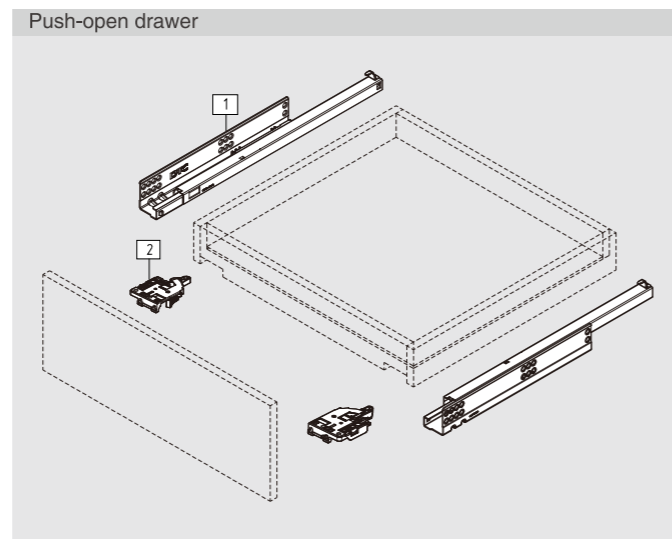
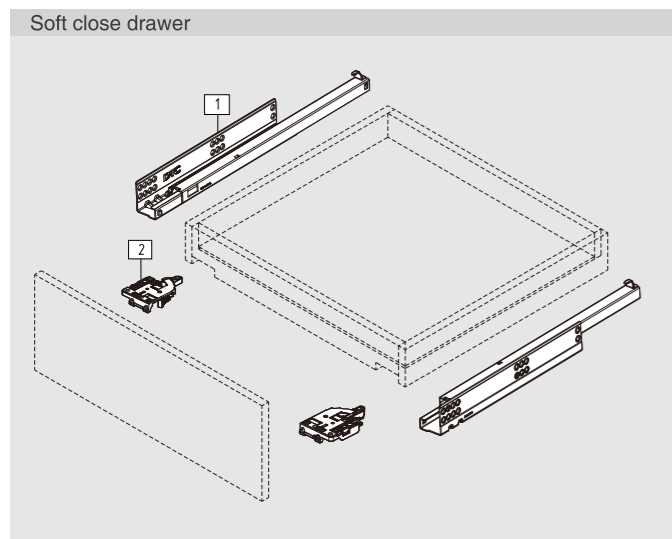
NL=Nominal Slide Length  
 LT=Internal Cabinet Depth  
 $LT = NL + 21$



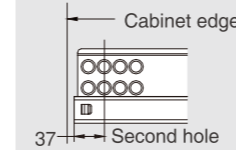
### SOFT CLOSE DRAWER/PUSH-OPEN DRAWER

| 1 Slides (left/right) |                     |                    |         |
|-----------------------|---------------------|--------------------|---------|
| Pre-zinc Steel (F02)  |                     |                    |         |
| NL                    | Soft close item No. | Push-open item No. | Set/ctn |
| 250mm                 | GG10C250H           | GG10C250G          | 10      |
| 270mm                 | GG10C270H           | GG10C270G          | 10      |
| 300mm                 | GG10C300H           | GG10C300G          | 10      |
| 350mm                 | GG10C350H           | GG10C350G          | 10      |
| 400mm                 | GG10C400H           | GG10C400G          | 10      |
| 450mm                 | GG10C450H           | GG10C450G          | 10      |
| 500mm                 | GG10C500H           | GG10C500G          | 10      |
| 550mm                 | GG10C550H           | GG10C550G          | 10      |
| 600mm                 | GG10C600H           | GG10C600G          | 10      |

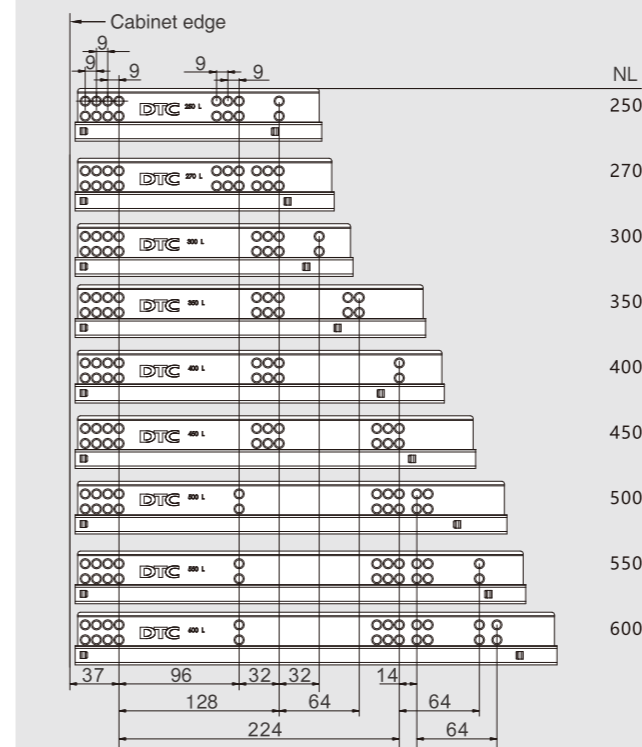
| 2 Locking Device (Left/Right) |         |
|-------------------------------|---------|
| Dark Grey(H11)                |         |
| Item No.                      | 0GGLD01 |



#### Fixing Hole Position for Inner Drawer(mm)

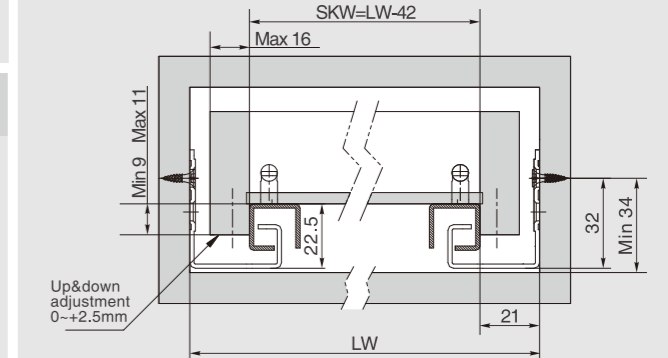


#### Screw Positions of the Slides(mm)

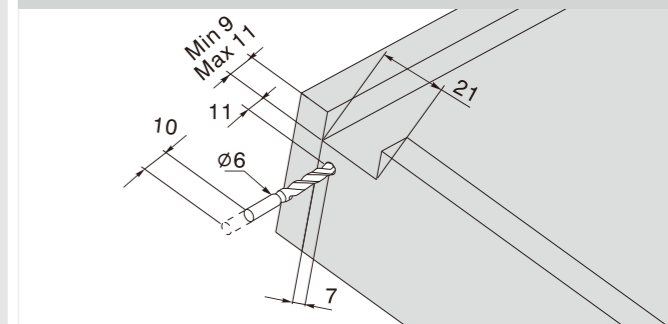


#### Installation Dimensions(mm)

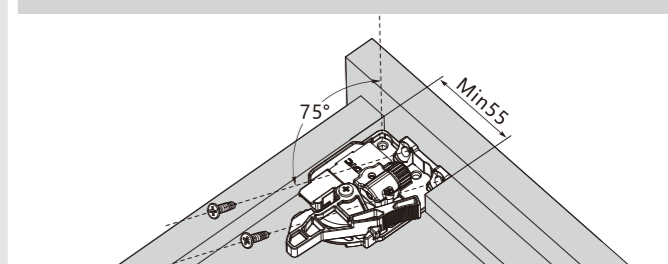
SKW=Internal Drawer Width  
 LW=Internal Cabinet Width



#### Drawer Back Preparation(mm)



#### Locking Device Installation(mm)



# D-MOTION PLUS

## GG80C Series 2/3 Extension Soft-close Undermount Slides with Locking device



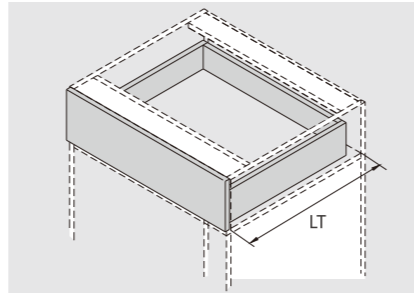
### PRODUCT



### DESCRIPTION

- Load capacity: 25kg
- Finish: zinc plated
- Length: 250-600mm
- 2/3 extension
- Drawer up&down adjustment: 0~2.5mm
- Tool free assembly and removal of drawer
- Silent system guarantees smooth run without noise
- Maximum drawer side thickness: 16mm

### SPACE REQUIREMENT

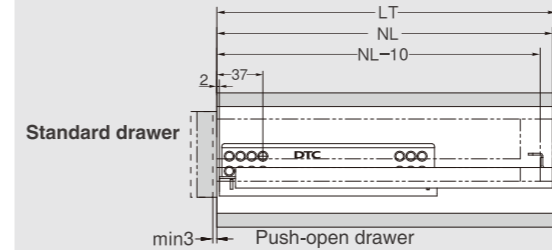


NL=Nominal Slide Length  
 LT=Internal Cabinet Depth  
 Standard drawer:  $LT = NL + 3$   
 Inner drawer:  $LT = NL + 21$

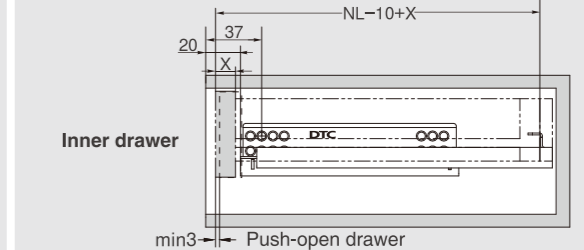
### PLANNING

#### Installation Dimensions(mm)

NL=Nominal Slide Length  
 LT=Internal Cabinet Depth  
 $LT = NL + 3$



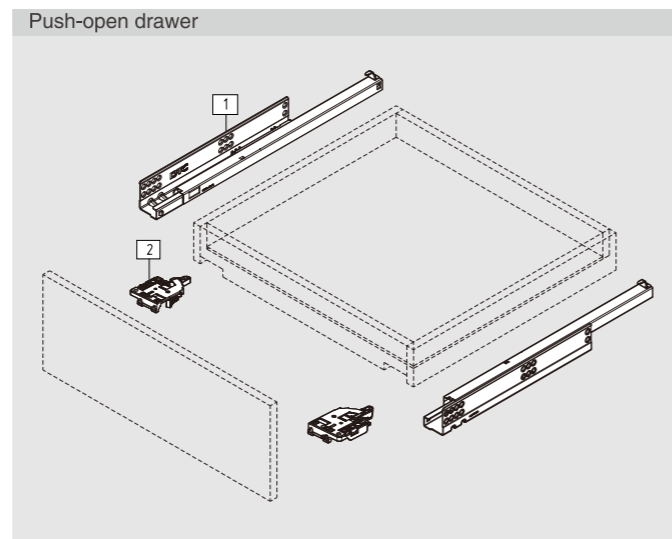
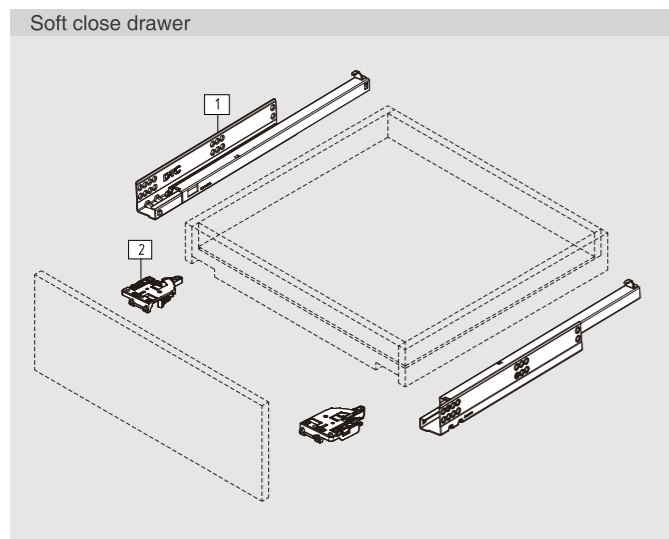
NL=Nominal Slide Length  
 LT=Internal Cabinet Depth  
 $LT = NL + 21$



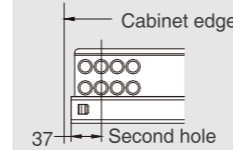
### SOFT CLOSE DRAWER/PUSH-OPEN DRAWER

| 1 Slides (left/right) |                     |                    |         |
|-----------------------|---------------------|--------------------|---------|
| Pre-zinc Steel (F02)  |                     |                    |         |
| NL                    | Soft close item No. | Push-open item No. | Set/ctn |
| 250mm                 | GG80C250H           | GG80C250G          | 10      |
| 270mm                 | GG80C270H           | GG80C270G          | 10      |
| 300mm                 | GG80C300H           | GG80C300G          | 10      |
| 350mm                 | GG80C350H           | GG80C350G          | 10      |
| 400mm                 | GG80C400H           | GG80C400G          | 10      |
| 450mm                 | GG80C450H           | GG80C450G          | 10      |
| 500mm                 | GG80C500H           | GG80C500G          | 10      |
| 550mm                 | GG80C550H           | GG80C550G          | 10      |
| 600mm                 | GG80C600H           | GG80C600G          | 10      |

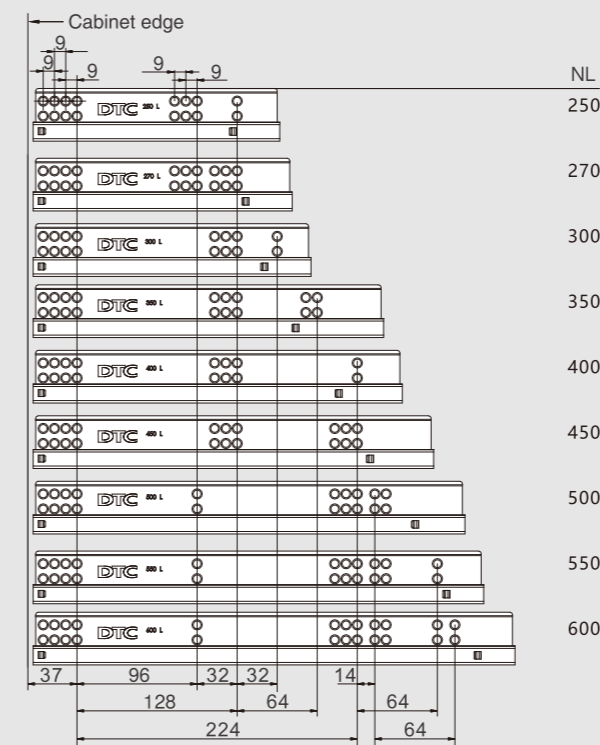
| 2 Locking Device (Left/Right) |         |
|-------------------------------|---------|
| Dark Grey(H11)                |         |
| Item No.                      | 0GGLD01 |



#### Fixing Hole Position for Inner Drawer(mm)

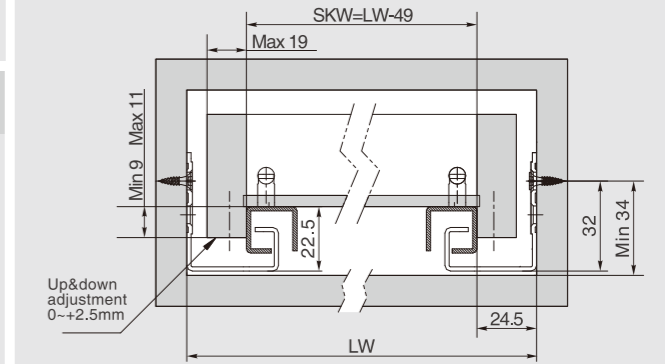


#### Screw Positions of the Slides(mm)

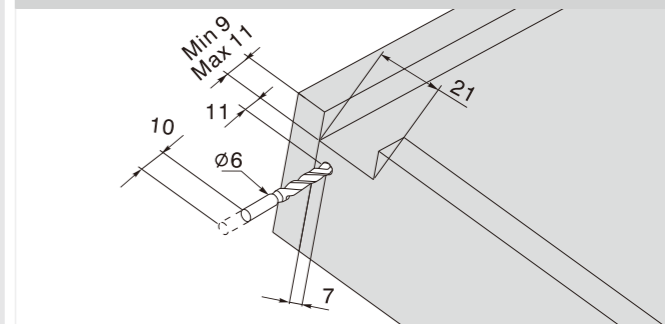


#### Installation Dimensions(mm)

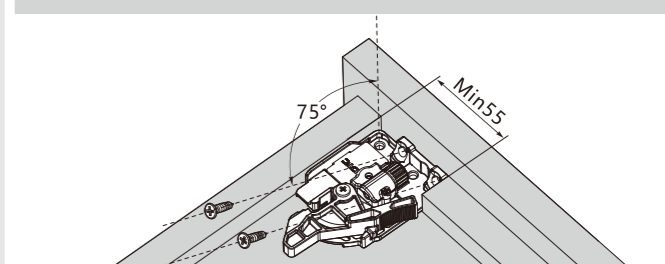
SKW=Internal Drawer Width  
 LW=Internal Cabinet Width



#### Drawer Back Preparation(mm)



#### Locking Device Installation(mm)



# D-MOTION PLUS

## GG10C Series 7/8 Extension Soft-close Undermount Slides with Locking device



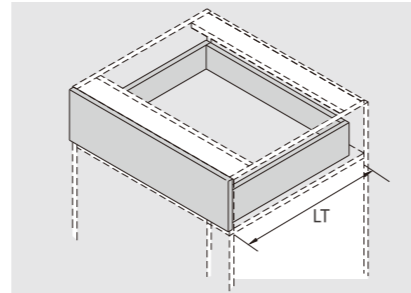
### PRODUCT



### DESCRIPTION

- Load capacity: 25kg
- Finish: zinc plated
- Length: 250-500mm
- 7/8 extension
- Drawer up&down adjustment: 0~2.5mm
- Tool free assembly and removal of drawer
- Silent system guarantees smooth run without noise
- Maximum drawer side thickness: 16mm

### SPACE REQUIREMENT

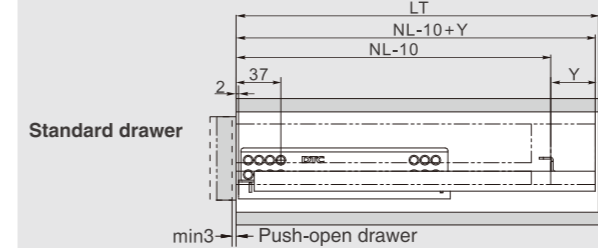


NL=Nominal Slide Length  
 LT=Internal Cabinet Depth  
 Standard drawer:  $LT = NL - 10 + Y + 3$   
 Inner drawer:  $LT = NL - 10 + Y + 21$

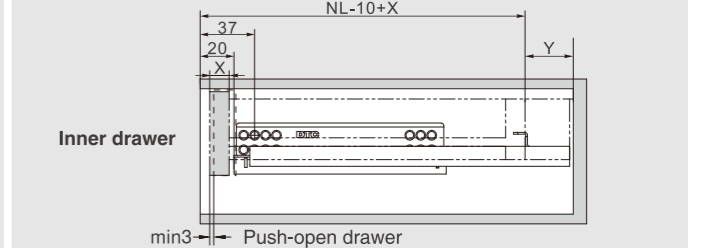
### PLANNING

#### Installation Dimensions(mm)

| NL=Nominal Slide Length   | NL(mm) | 250 | 270 | 300 | 350 | 400 | 450 | 500 |  |
|---------------------------|--------|-----|-----|-----|-----|-----|-----|-----|--|
| LT=Internal Cabinet Depth | Y(mm)  | 25  |     |     | 35  |     |     | 30  |  |
| LT=NL-10+Y+3              |        |     |     |     |     |     |     |     |  |



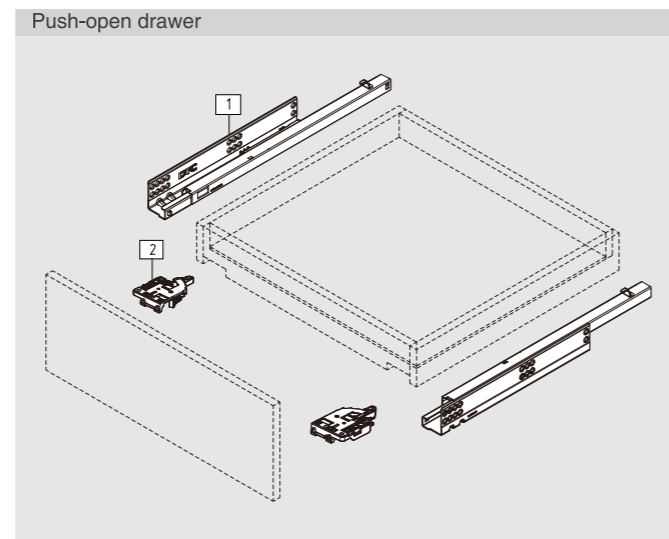
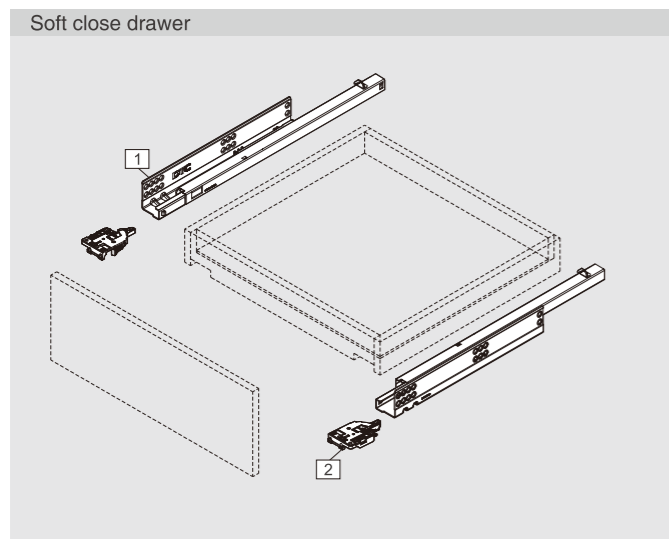
| NL=Nominal Slide Length   | NL(mm) | 250 | 270 | 300 | 350 | 400 | 450 | 500 |  |
|---------------------------|--------|-----|-----|-----|-----|-----|-----|-----|--|
| LT=Internal Cabinet Depth | Y(mm)  | 25  |     |     | 35  |     |     | 30  |  |
| LT=NL-10+Y+21             |        |     |     |     |     |     |     |     |  |



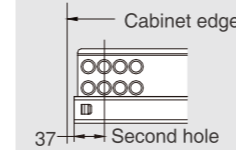
### SOFT CLOSE DRAWER/PUSH-OPEN DRAWER

| 1 Slides (left/right) |                     |                    |         |  |
|-----------------------|---------------------|--------------------|---------|--|
| Pre-zinc Steel (F02)  |                     |                    |         |  |
| NL                    | Soft close item No. | Push-open item No. | Set/ctn |  |
| 250mm                 | GG10C250H1          | GG10C250G1         | 10      |  |
| 270mm                 | GG10C270H1          | GG10C270G1         | 10      |  |
| 300mm                 | GG10C300H1          | GG10C300G1         | 10      |  |
| 350mm                 | GG10C350H1          | GG10C350G1         | 10      |  |
| 400mm                 | GG10C400H1          | GG10C400G1         | 10      |  |
| 450mm                 | GG10C450H1          | GG10C450G1         | 10      |  |
| 500mm                 | GG10C500H1          | GG10C500G1         | 10      |  |

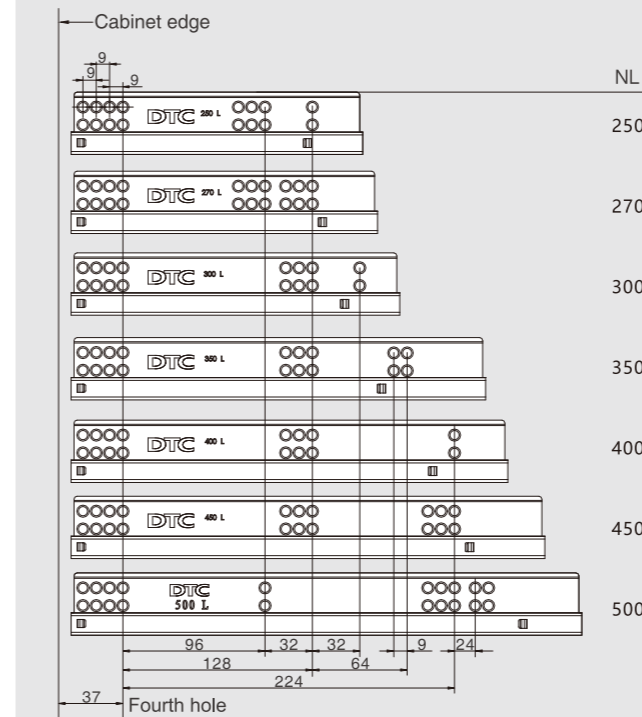
| 2 Locking Device (Left/Right) |         |
|-------------------------------|---------|
| Dark Grey(H11)                |         |
| Item No.                      | 0GGLD01 |
|                               |         |



#### Fixing Hole Position for Inner Drawer(mm)

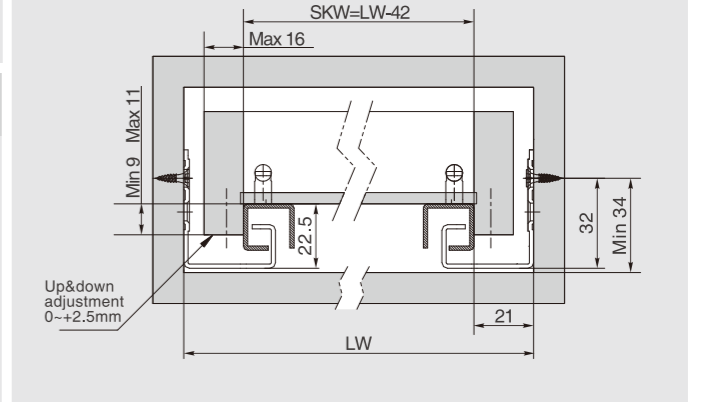


#### Screw Positions of the Slides(mm)

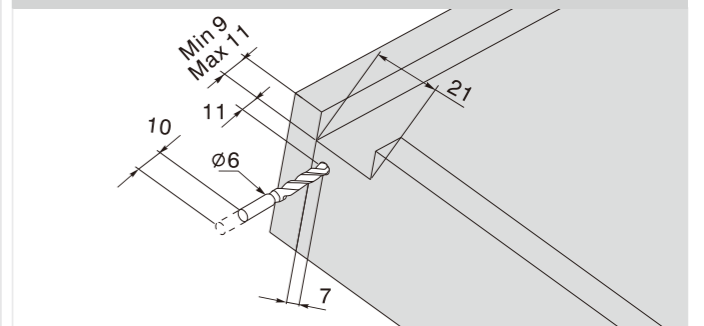


#### Installation Dimensions(mm)

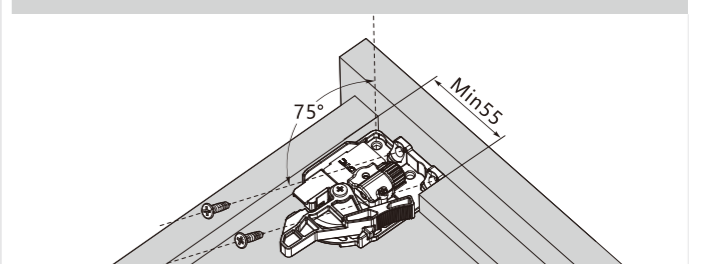
SKW=Internal Drawer Width  
 LW=Internal Cabinet Width



#### Drawer Back Preparation(mm)



#### Locking Device Installation(mm)





# D-MOTION PLUS

## GG80C Series 7/8 Extension Soft-close Undermount Slides with Locking device



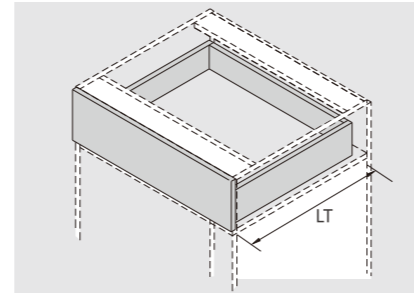
### PRODUCT



### DESCRIPTION

- Load capacity: 25kg
- Finish: zinc plated
- Length: 250-500mm
- 7/8 extension
- Drawer up&down adjustment: 0~2.5mm
- Tool free assembly and removal of drawer
- Silent system guarantees smooth run without noise
- Maximum drawer side thickness: 19mm

### SPACE REQUIREMENT

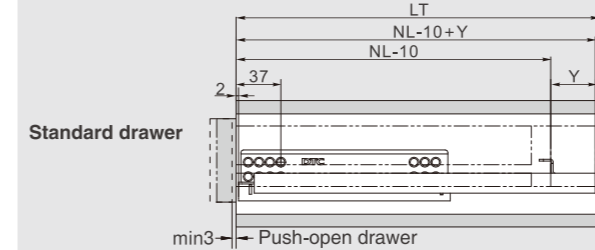


NL=Nominal Slide Length  
 LT=Internal Cabinet Depth  
 Standard drawer:  $LT = NL - 10 + Y + 3$   
 Inner drawer:  $LT = NL - 10 + Y + 21$

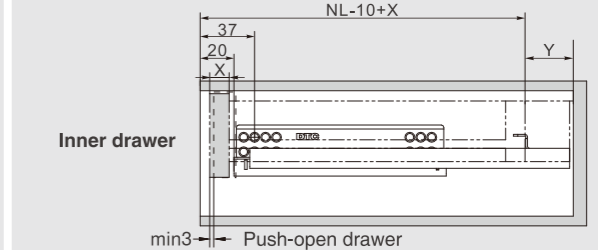
### PLANNING

#### Installation Dimensions(mm)

| NL=Nominal Slide Length   | NL(mm) | 250 | 270 | 300 | 350 | 400 | 450 | 500 |  |
|---------------------------|--------|-----|-----|-----|-----|-----|-----|-----|--|
| LT=Internal Cabinet Depth | Y(mm)  | 25  |     |     | 35  |     |     | 30  |  |
| LT=NL-10+Y+3              |        |     |     |     |     |     |     |     |  |



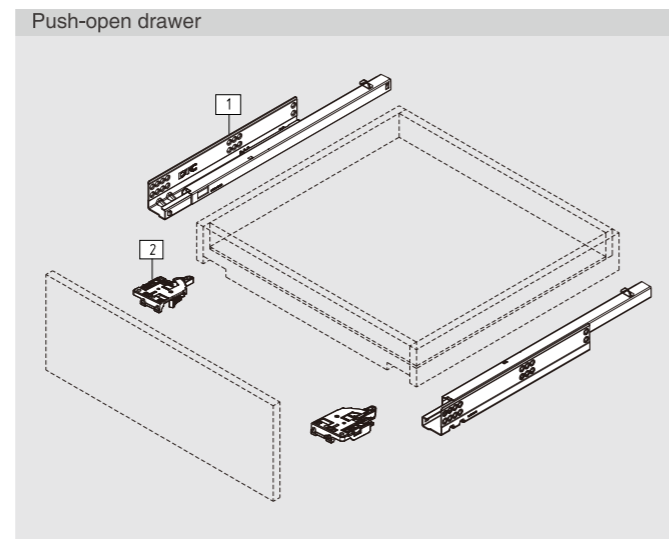
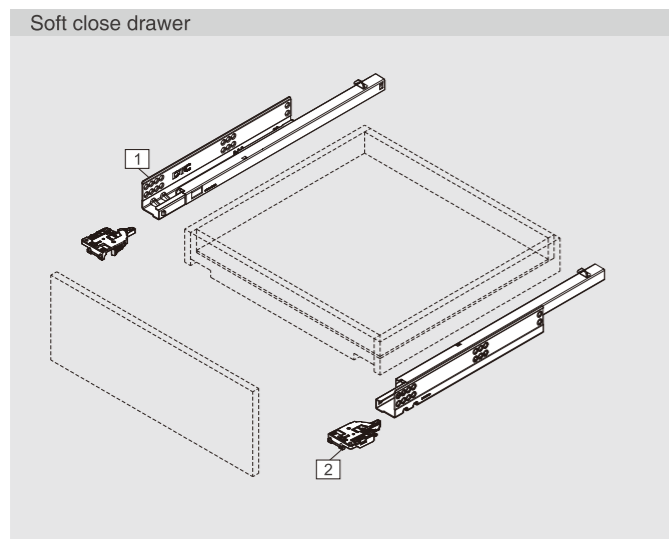
| NL=Nominal Slide Length   | NL(mm) | 250 | 270 | 300 | 350 | 400 | 450 | 500 |  |
|---------------------------|--------|-----|-----|-----|-----|-----|-----|-----|--|
| LT=Internal Cabinet Depth | Y(mm)  | 25  |     |     | 35  |     |     | 30  |  |
| LT=NL-10+Y+21             |        |     |     |     |     |     |     |     |  |



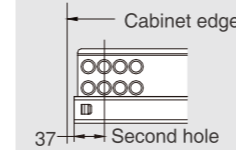
### SOFT CLOSE DRAWER/PUSH-OPEN DRAWER

| 1 Slides (left/right) |                     |                    |         |
|-----------------------|---------------------|--------------------|---------|
| Pre-zinc Steel (F02)  |                     |                    |         |
| NL                    | Soft close item No. | Push-open item No. | Set/ctn |
| 250mm                 | GG80C250H1          | GG80C250G1         | 10      |
| 270mm                 | GG80C270H1          | GG80C270G1         | 10      |
| 300mm                 | GG80C300H1          | GG80C300G1         | 10      |
| 350mm                 | GG80C350H1          | GG80C350G1         | 10      |
| 400mm                 | GG80C400H1          | GG80C400G1         | 10      |
| 450mm                 | GG80C450H1          | GG80C450G1         | 10      |
| 500mm                 | GG80C500H1          | GG80C500G1         | 10      |

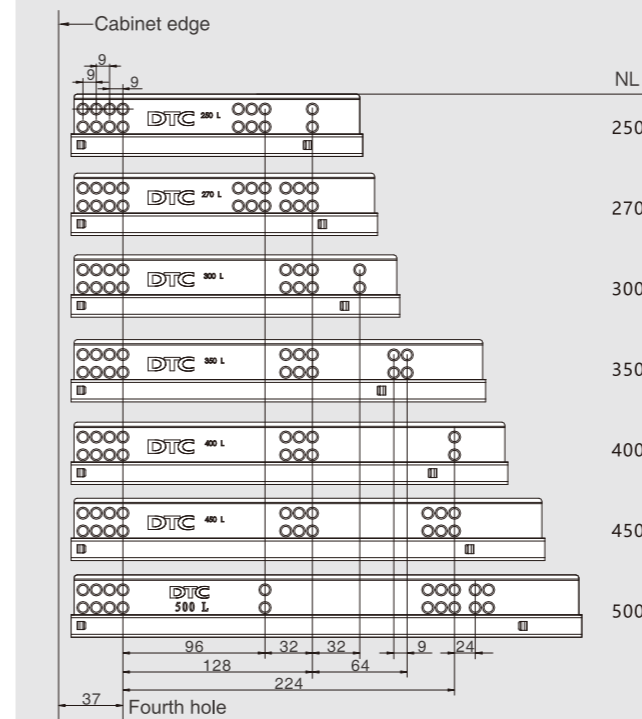
| 2 Locking Device (Left/Right) |         |
|-------------------------------|---------|
| Dark Grey(H11)                |         |
| Item No.                      | 0GGLD01 |



#### Fixing Hole Position for Inner Drawer(mm)

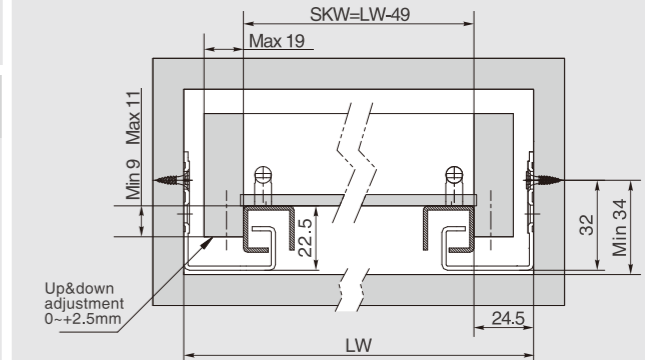


#### Screw Positions of the Slides(mm)

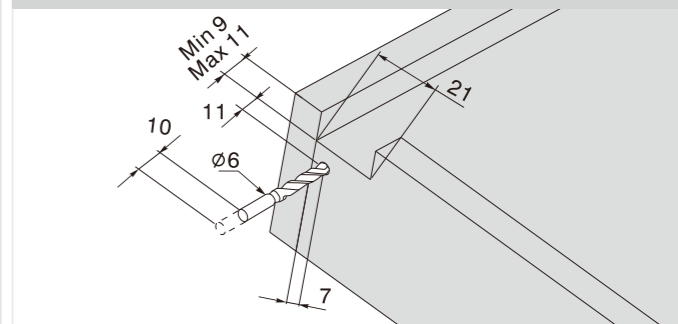


#### Installation Dimensions(mm)

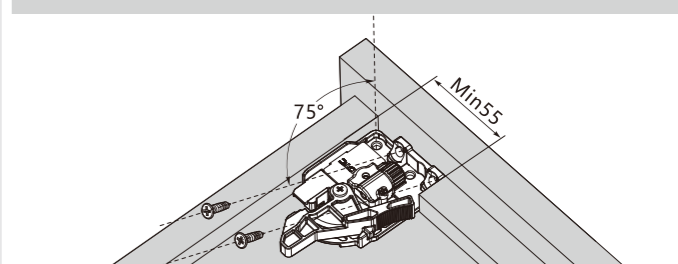
SKW=Internal Drawer Width  
 LW=Internal Cabinet Width



#### Drawer Back Preparation(mm)



#### Locking Device Installation(mm)

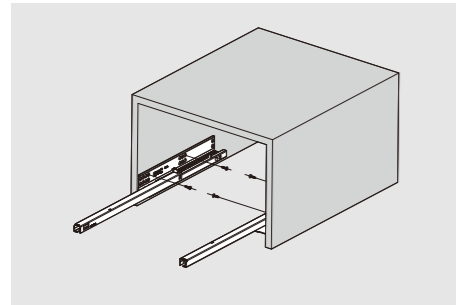


# ASSEMBLY AND ADJUSTMENT

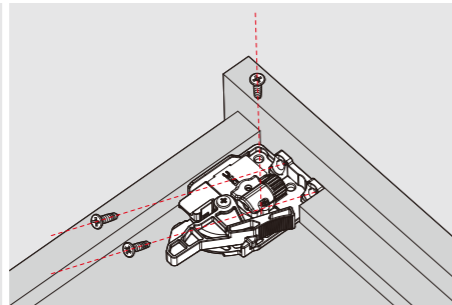
Assembly and Adjustment(for MAGIC-MOVE)



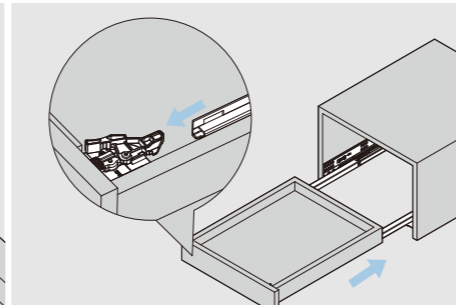
## Drawer Assembly with Locking Device



Fix the slide onto the cabinet.

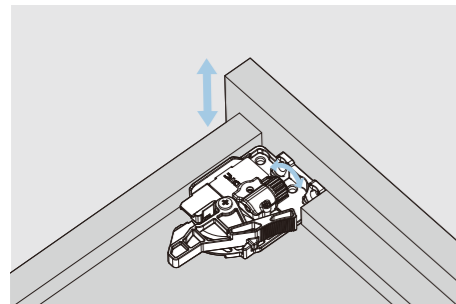


Fix the locking device onto the drawer bottom.





Lay the drawer bottom onto the slide then push the drawer into the cabinet.

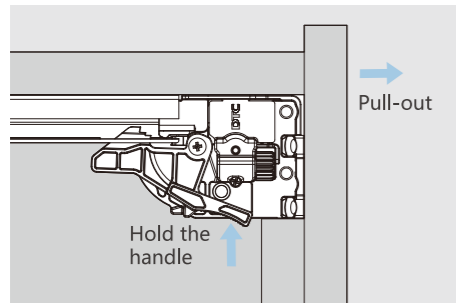
## Adjustment








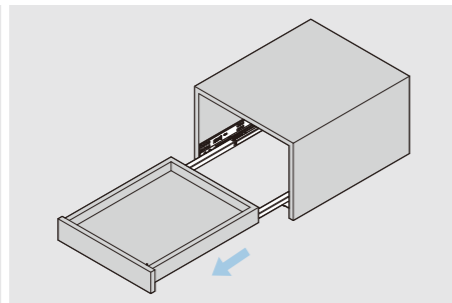
Up&down adjustment



## Removal



For removal, hold the handle and pull out the drawer.



# D-MOTION PLUS

## GG10 Series 2/3 Extension Soft-close Undermount Slides with Peg



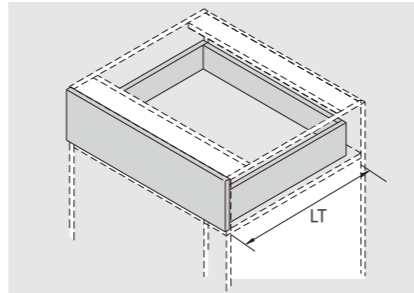
### PRODUCT



### DESCRIPTION

- Load capacity: 25kg
- Finish: zinc plated
- Length: 250-600mm
- 2/3 extension
- Drawer up&down adjustment: 0~+4mm
- Tool free assembly and removal of drawer
- Silent system guarantees smooth run without noise
- Maximum drawer side thickness: 16mm

### SPACE REQUIREMENT

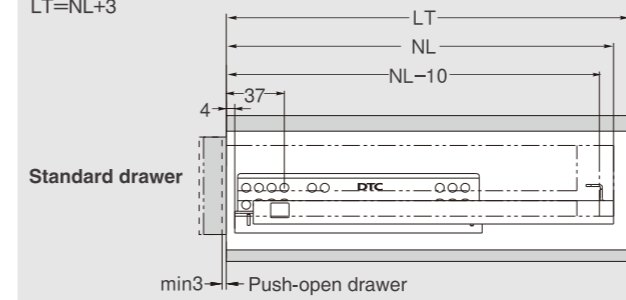


NL=Nominal Slide Length  
 LT=Internal Cabinet Depth  
 Standard drawer:  $LT = NL + 3$   
 Inner drawer:  $LT = NL + 21$

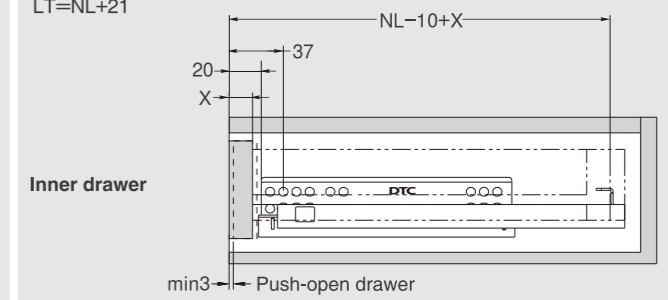
### PLANNING

#### Installation Dimensions(mm)

NL=Nominal Slide Length  
 LT=Internal Cabinet Depth  
 $LT = NL + 3$



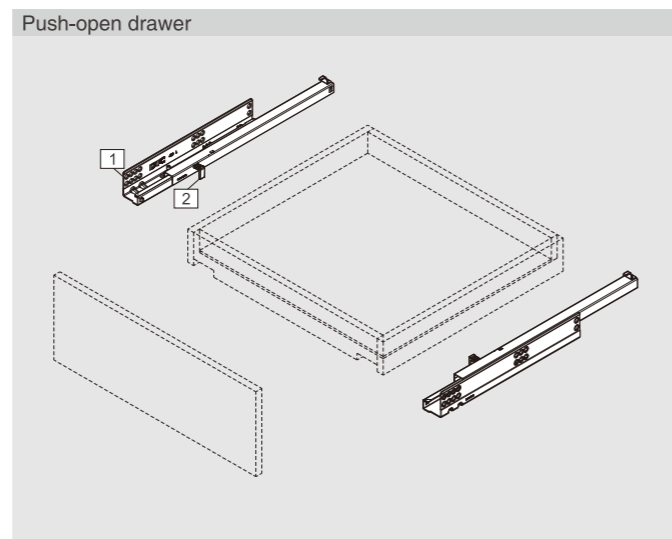
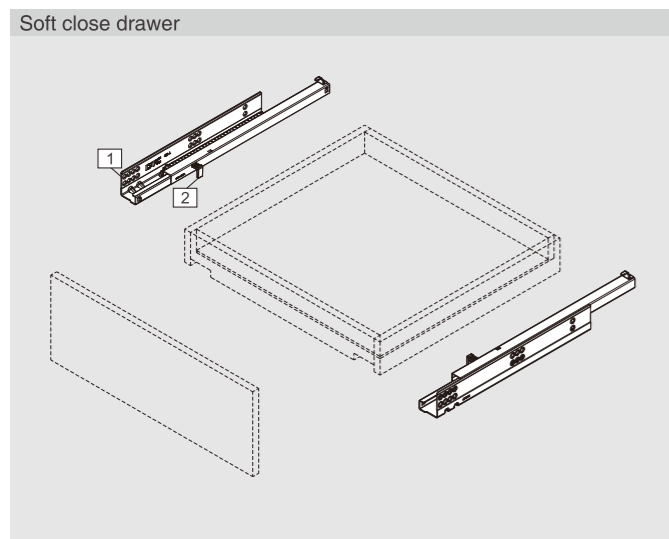
NL=Nominal Slide Length  
 LT=Internal Cabinet Depth  
 $LT = NL + 21$



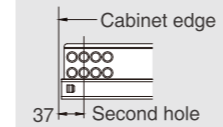
### SOFT CLOSE DRAWER/PUSH-OPEN DRAWER

| 1 Slides (left/right) |                     |                    |         |
|-----------------------|---------------------|--------------------|---------|
| Pre-zinc Steel (F02)  |                     |                    |         |
| NL                    | Soft close item No. | Push-open item No. | Set/ctn |
| 250mm                 | GG10250H            | GG10250G           | 10      |
| 270mm                 | GG10270H            | GG10270G           | 10      |
| 300mm                 | GG10300H            | GG10300G           | 10      |
| 350mm                 | GG10350H            | GG10350G           | 10      |
| 400mm                 | GG10400H            | GG10400G           | 10      |
| 450mm                 | GG10450H            | GG10450G           | 10      |
| 500mm                 | GG10500H            | GG10500G           | 10      |
| 550mm                 | GG10550H            | GG10550G           | 10      |
| 600mm                 | GG10600H            | GG10600G           | 10      |

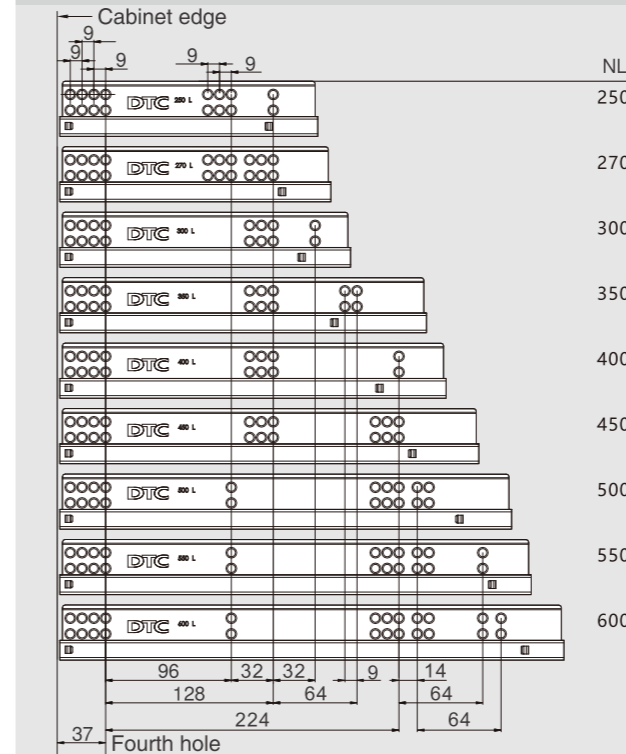
| 2 Locking Pin  |          |
|----------------|----------|
| Dark Grey(H11) | Item No. |
|                | GJS02    |



#### Fixing Hole Position for Inner Drawer(mm)



#### Screw Positions of the Slides(mm)

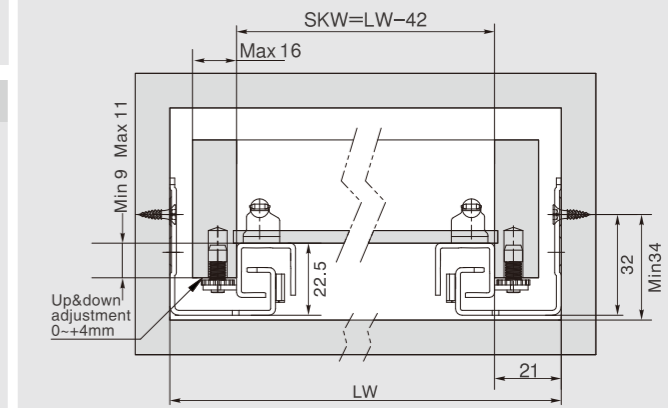


#### Drawer Preparation(mm)

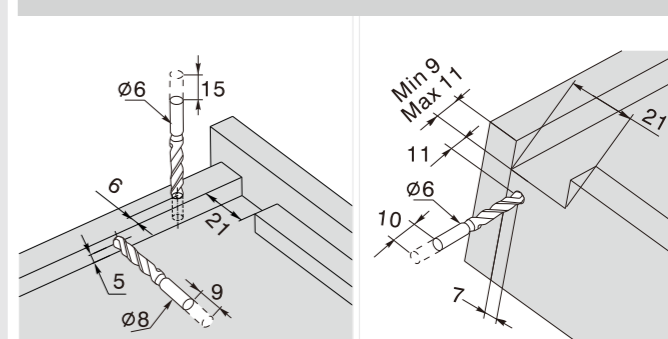
| NL (mm) | A (mm) | B (mm) |
|---------|--------|--------|
| 250     | 220    | 188    |
| 270     | 230    | 198    |
| 300     | 245    | 213    |
| 350     | 270    | 238    |
| 400     | 305    | 273    |
| 450     | 330    | 298    |
| 500     | 355    | 323    |
| 550     | 390    | 358    |
| 600     | 415    | 383    |

#### Installation Dimensions(mm)

LW=Internal Cabinet Width



#### Drawer Preparation(mm)



# D-MOTION PLUS

GG80 Series 2/3 Extension Soft-close Undermount Slides with Peg



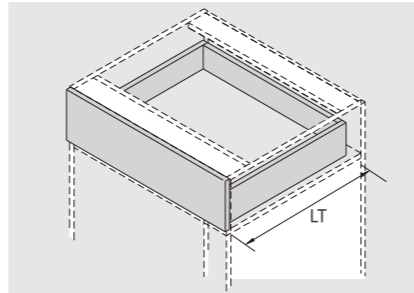
## PRODUCT



## DESCRIPTION

- Load capacity: 25kg
- Finish: zinc plated
- Length: 250-600mm
- 2/3 extension
- Drawer up&down adjustment: 0~+4mm
- Tool free assembly and removal of drawer
- Silent system guarantees smooth run without noise
- Maximum drawer side thickness: 19mm

## SPACE REQUIREMENT

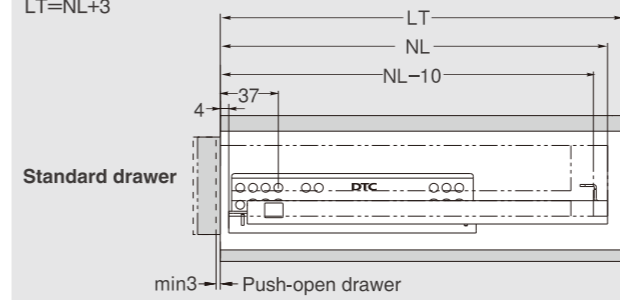


NL=Nominal Slide Length  
 LT=Internal Cabinet Depth  
 Standard drawer: LT=NL+3  
 Inner drawer: LT=NL+21

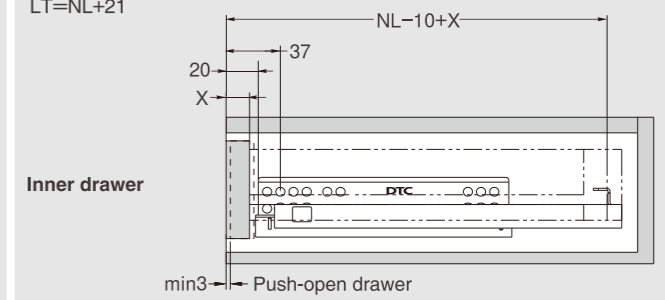
## PLANNING

### Installation Dimensions(mm)

NL=Nominal Slide Length  
 LT=Internal Cabinet Depth  
 LT=NL+3



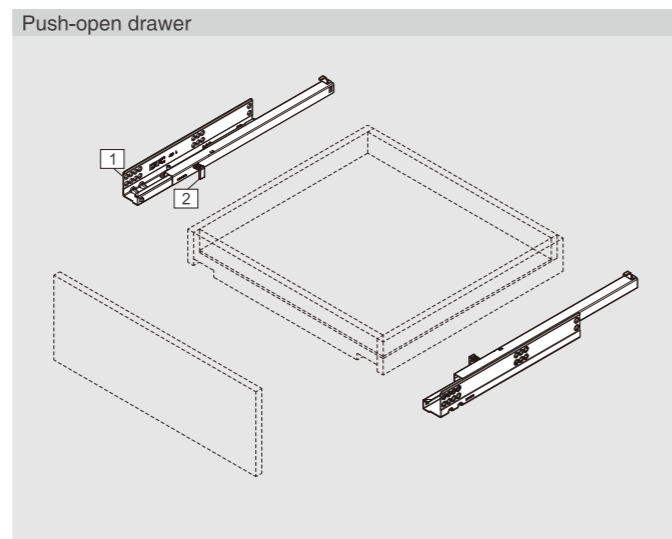
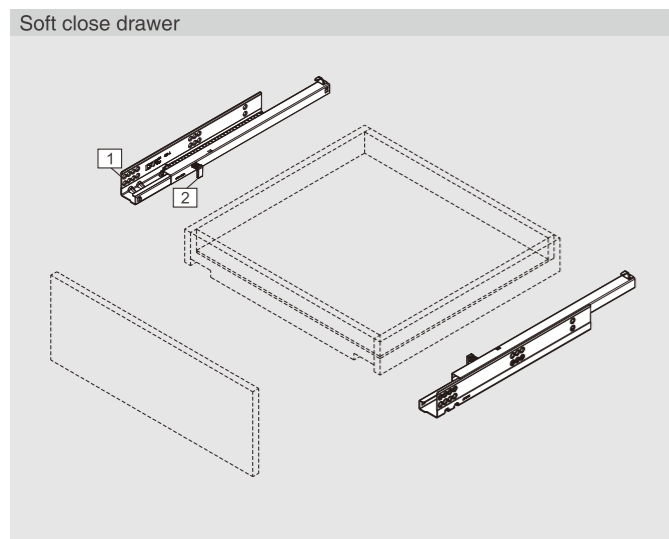
NL=Nominal Slide Length  
 LT=Internal Cabinet Depth  
 LT=NL+21



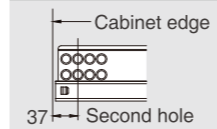
## SOFT CLOSE DRAWER/PUSH-OPEN DRAWER

| 1 Slides (left/right) |                     |                    |         |
|-----------------------|---------------------|--------------------|---------|
| Pre-zinc Steel (F02)  |                     |                    |         |
| NL                    | Soft close item No. | Push-open item No. | Set/ctn |
| 250mm                 | GG80250H            | GG80250G           | 10      |
| 270mm                 | GG80270H            | GG80270G           | 10      |
| 300mm                 | GG80300H            | GG80300G           | 10      |
| 350mm                 | GG80350H            | GG80350G           | 10      |
| 400mm                 | GG80400H            | GG80400G           | 10      |
| 450mm                 | GG80450H            | GG80450G           | 10      |
| 500mm                 | GG80500H            | GG80500G           | 10      |
| 550mm                 | GG80550H            | GG80550G           | 10      |
| 600mm                 | GG80600H            | GG80600G           | 10      |

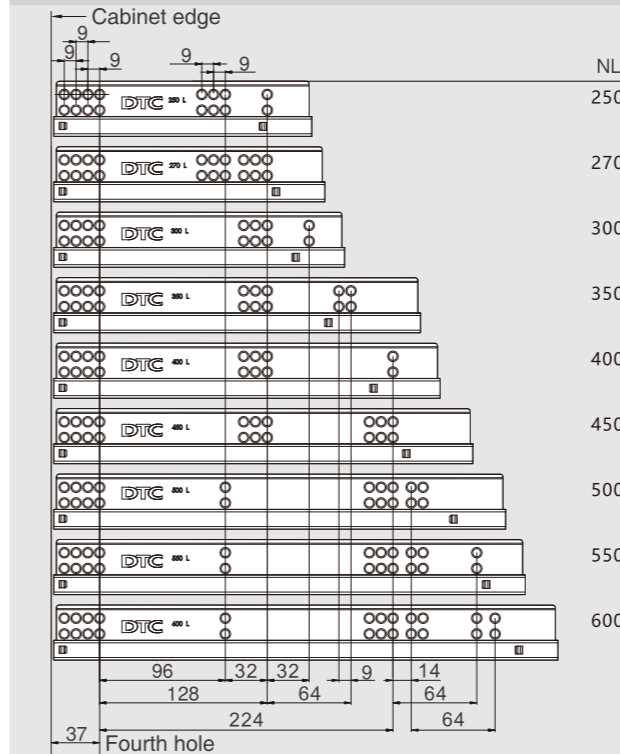
| 2 Locking Pin  |          |
|----------------|----------|
| Dark Grey(H11) | Item No. |
|                | GJS02    |



### Fixing Hole Position for Inner Drawer(mm)



### Screw Positions of the Slides(mm)

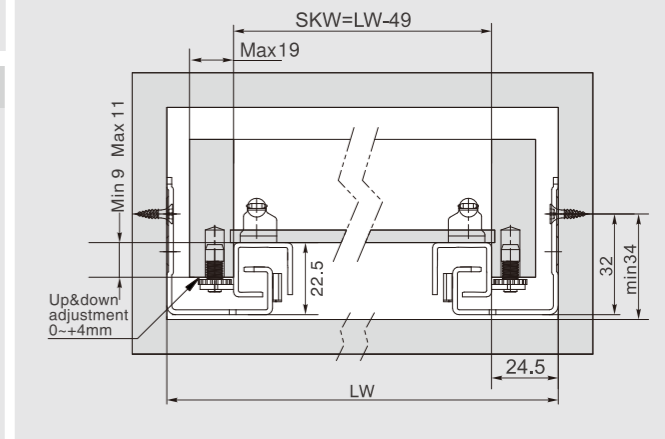


### Drawer Preparation(mm)

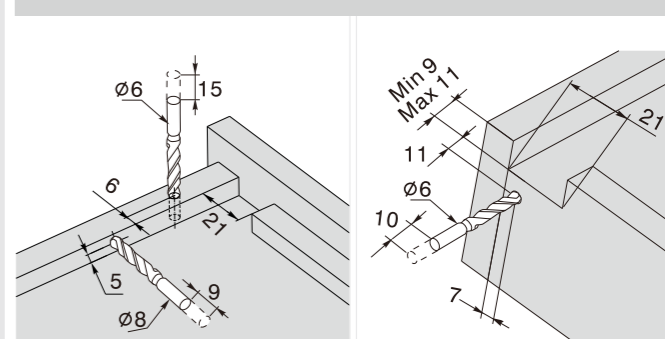
| NL (mm) | A (mm) | B (mm) |
|---------|--------|--------|
| 250     | 220    | 188    |
| 270     | 230    | 198    |
| 300     | 245    | 213    |
| 350     | 270    | 238    |
| 400     | 305    | 273    |
| 450     | 330    | 298    |
| 500     | 355    | 323    |
| 550     | 390    | 358    |
| 600     | 415    | 383    |

### Installation Dimensions(mm)

LW=Internal Cabinet Width



### Drawer Preparation(mm)



# D-MOTION PLUS

GG10 Series 7/8 Extension Soft-close Undermount Slides with Peg



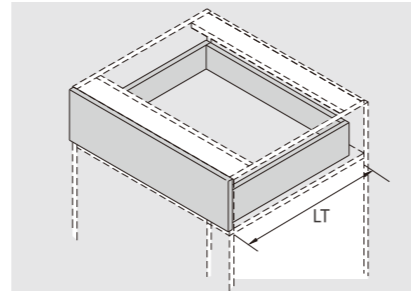
## PRODUCT



## DESCRIPTION

- Load capacity: 25kg
- Finish: zinc plated
- Length: 250-600mm
- 7/8 extension
- Drawer up&down adjustment: 0~+4mm
- Tool free assembly and removal of drawer
- Silent system guarantees smooth run without noise
- Maximum drawer side thickness: 16mm

## SPACE REQUIREMENT



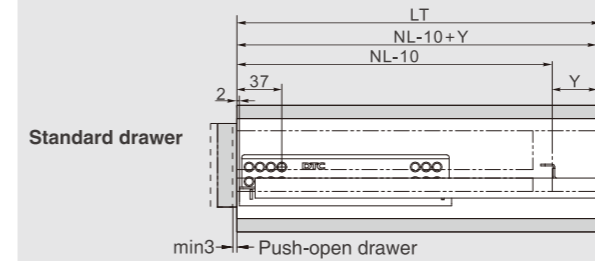
NL=Nominal Slide Length  
 LT=Internal Cabinet Depth  
 Standard drawer:  $LT = NL - 10 + Y + 3$   
 Inner drawer:  $LT = NL - 10 + Y + 21$

## PLANNING

### Installation Dimensions(mm)

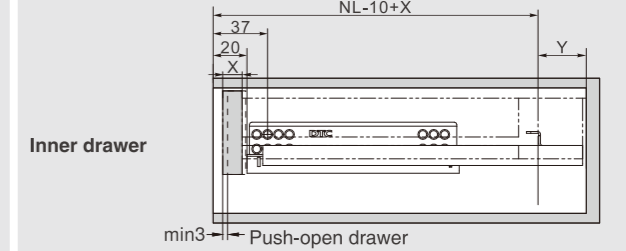
NL=Nominal Slide Length  
 LT=Internal Cabinet Depth  
 LT=NL-10+Y+3

| NL(mm) | 250 | 270 | 300 | 350 | 400 | 450 |
|--------|-----|-----|-----|-----|-----|-----|
| Y(mm)  | 25  |     |     | 35  |     |     |



NL=Nominal Slide Length  
 LT=Internal Cabinet Depth  
 LT=NL-10+Y+21

| NL(mm) | 250 | 270 | 300 | 350 | 400 | 450 |
|--------|-----|-----|-----|-----|-----|-----|
| Y(mm)  | 25  |     |     | 35  |     |     |



## SOFT CLOSE DRAWER/PUSH-OPEN DRAWER

1 Slides (left/right)

Pre-zinc Steel (F02)

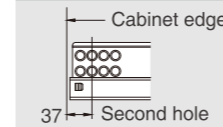
| NL    | Soft close item No. | Push-open item No. | Set/ctn |
|-------|---------------------|--------------------|---------|
| 250mm | GG10250H1           | GG10250G1          | 10      |
| 270mm | GG10270H1           | GG10270G1          | 10      |
| 300mm | GG10300H1           | GG10300G1          | 10      |
| 350mm | GG10350H1           | GG10350G1          | 10      |
| 400mm | GG10400H1           | GG10400G1          | 10      |
| 450mm | GG10450H1           | GG10450G1          | 10      |

2 Locking Pin

Dark Grey(H11)

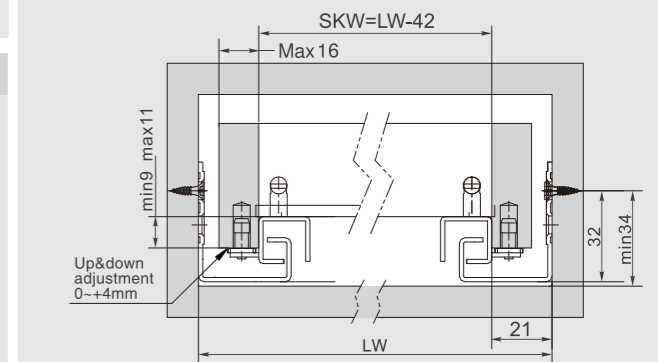
| Item No. | GJS02 |
|----------|-------|
|----------|-------|

### Fixing Hole Position for Inner Drawer(mm)

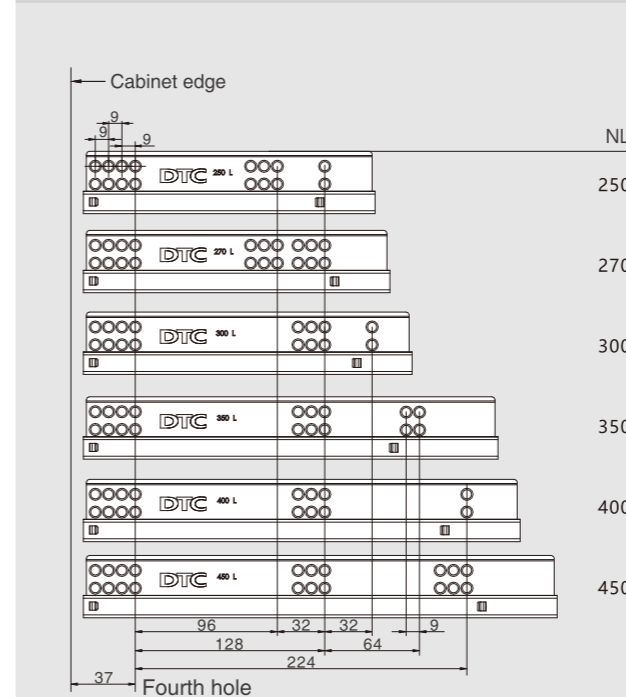


### Installation Dimensions(mm)

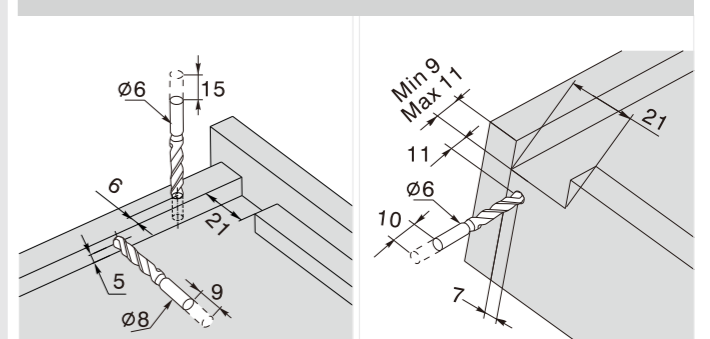
LW=Internal Cabinet Width



### Screw Positions of the Slides(mm)

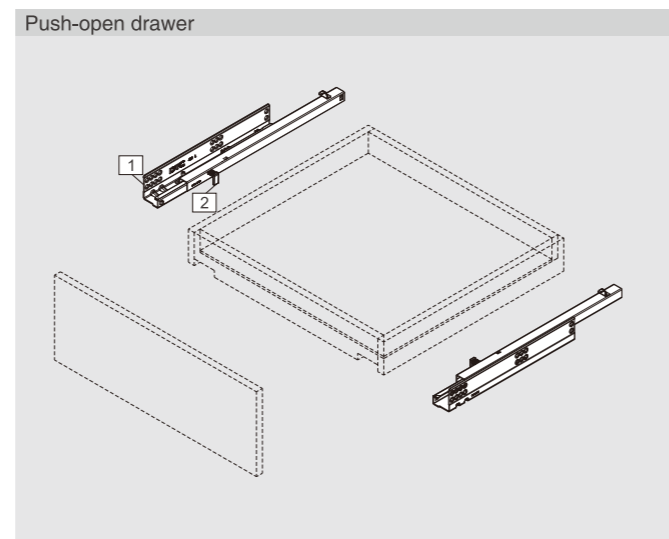
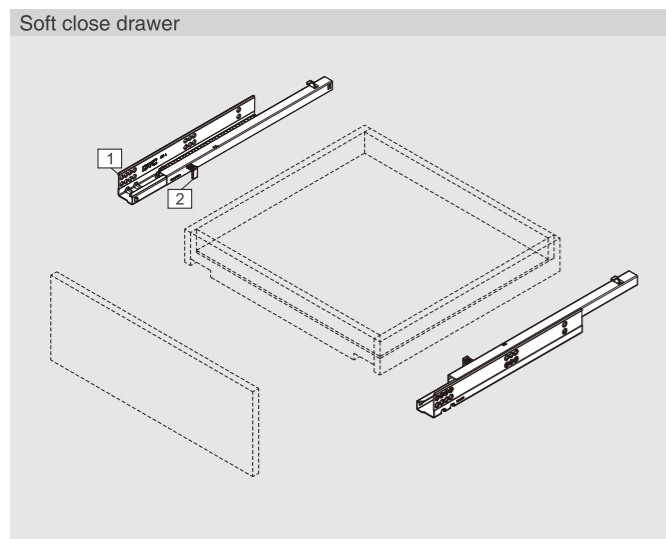


### Drawer Preparation(mm)



### Drawer Preparation(mm)

| NL (mm) | A (mm) | B (mm) |
|---------|--------|--------|
| 250     | 220    | 188    |
| 270     | 230    | 198    |
| 300     | 245    | 213    |
| 350     | 270    | 238    |
| 400     | 305    | 273    |
| 450     | 330    | 298    |



# D-MOTION PLUS

GG80 Series 7/8 Extension Soft-close Undermount Slides with Peg



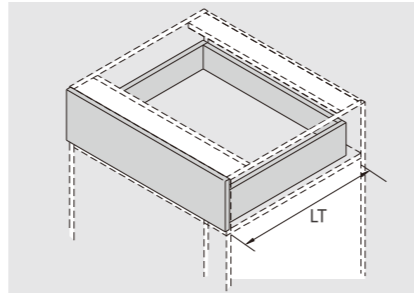
## PRODUCT



## DESCRIPTION

- Load capacity: 25kg
- Finish: zinc plated
- Length: 250-600mm
- 7/8 extension
- Drawer up&down adjustment: 0~+4mm
- Tool free assembly and removal of drawer
- Silent system guarantees smooth run without noise
- Maximum drawer side thickness: 19mm

## SPACE REQUIREMENT



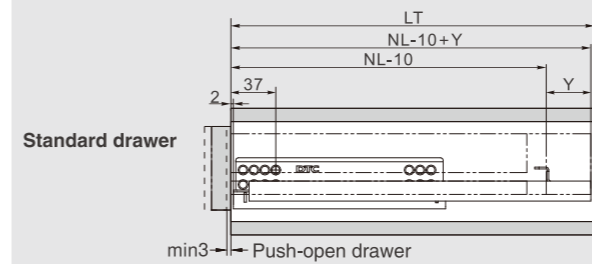
NL=Nominal Slide Length  
 LT=Internal Cabinet Depth  
 Standard drawer:  $LT=NL-10+Y+3$   
 Inner drawer:  $LT=NL-10+Y+21$

## PLANNING

### Installation Dimensions(mm)

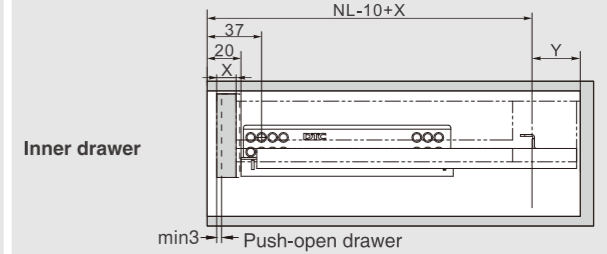
NL=Nominal Slide Length  
 LT=Internal Cabinet Depth  
 $LT=NL-10+Y+3$

| NL(mm) | 250 | 270 | 300 | 350 | 400 | 450 |
|--------|-----|-----|-----|-----|-----|-----|
| Y(mm)  | 25  |     |     | 35  |     |     |



NL=Nominal Slide Length  
 LT=Internal Cabinet Depth  
 $LT=NL-10+Y+21$

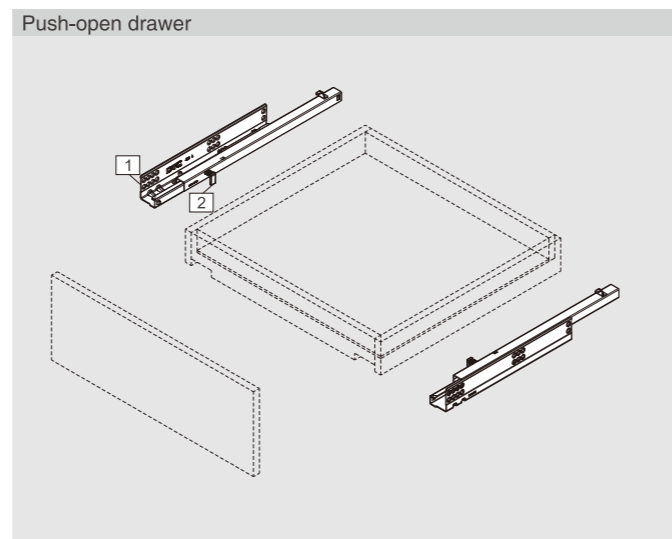
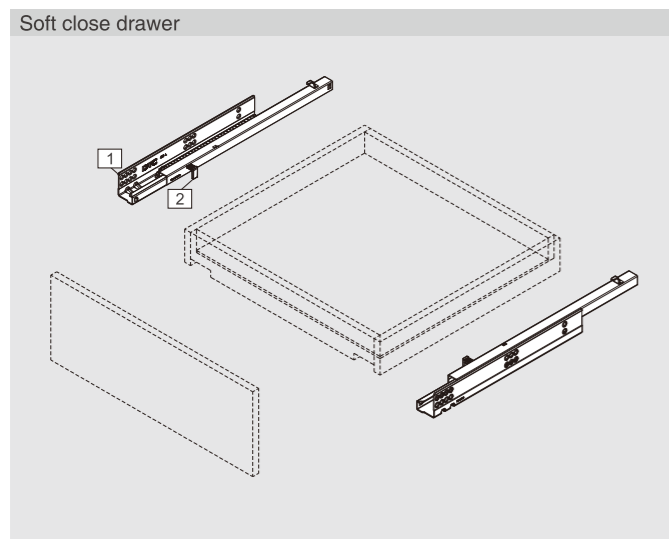
| NL(mm) | 250 | 270 | 300 | 350 | 400 | 450 |
|--------|-----|-----|-----|-----|-----|-----|
| Y(mm)  | 25  |     |     | 35  |     |     |



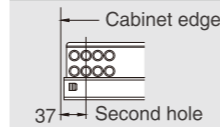
## SOFT CLOSE DRAWER/PUSH-OPEN DRAWER

| 1 Slides (left/right) |                     |                    |         |
|-----------------------|---------------------|--------------------|---------|
| Pre-zinc Steel (F02)  |                     |                    |         |
| NL                    | Soft close item No. | Push-open item No. | Set/ctn |
| 250mm                 | GG80250H1           | GG80250G1          | 10      |
| 270mm                 | GG80270H1           | GG80270G1          | 10      |
| 300mm                 | GG80300H1           | GG80300G1          | 10      |
| 350mm                 | GG80350H1           | GG80350G1          | 10      |
| 400mm                 | GG80400H1           | GG80400G1          | 10      |
| 450mm                 | GG80450H1           | GG80450G1          | 10      |

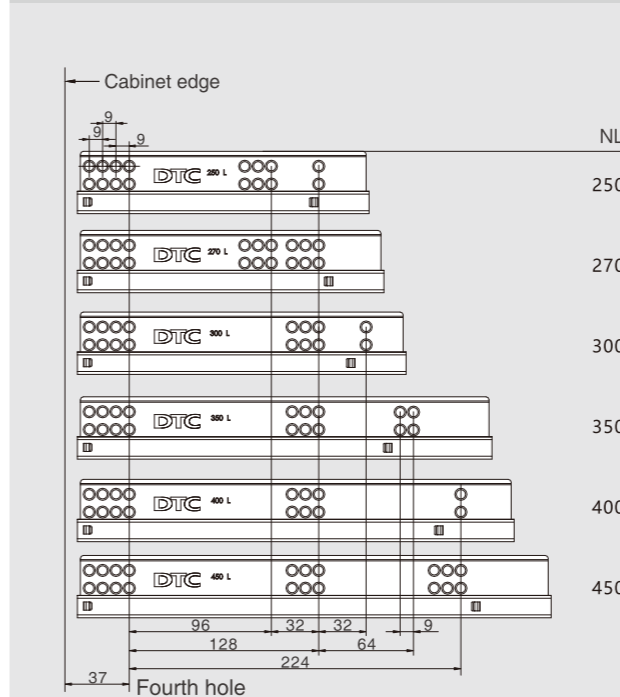
| 2 Locking Pin  |       |
|----------------|-------|
| Dark Grey(H11) |       |
| Item No.       | GJS02 |
|                |       |



### Fixing Hole Position for Inner Drawer(mm)

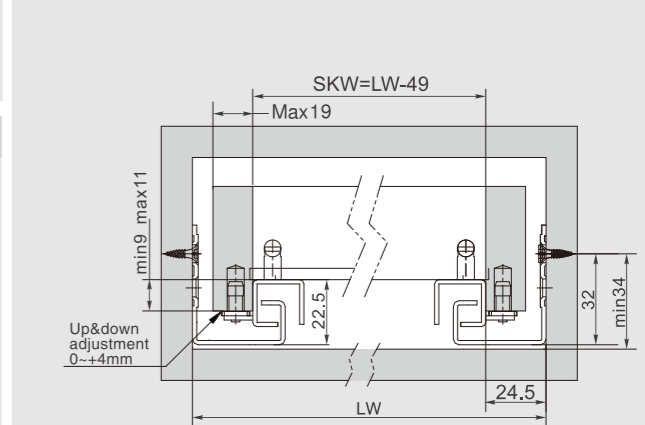


### Screw Positions of the Slides(mm)

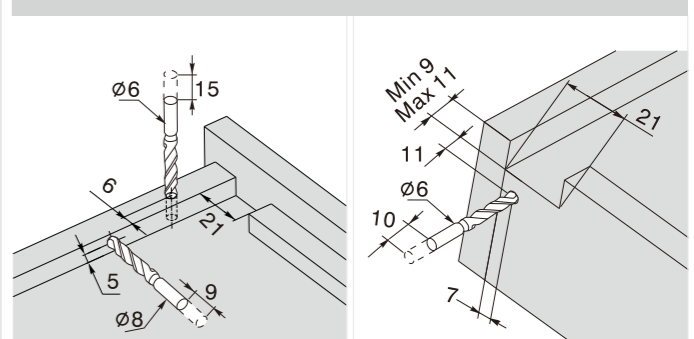


### Installation Dimensions(mm)

LW=Internal Cabinet Width



### Drawer Preparation(mm)



### Drawer Preparation(mm)

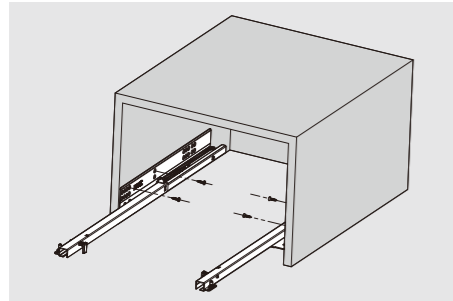
| NL (mm) | A (mm) | B (mm) |
|---------|--------|--------|
| 250     | 220    | 188    |
| 270     | 230    | 198    |
| 300     | 245    | 213    |
| 350     | 270    | 238    |
| 400     | 305    | 273    |
| 450     | 330    | 298    |

# ASSEMBLY AND ADJUSTMENT

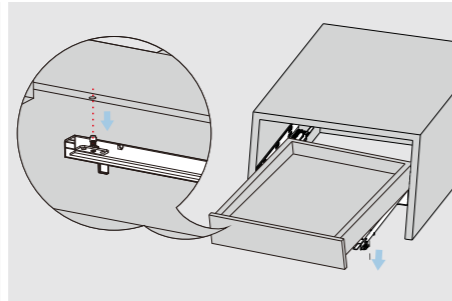
Assembly and Adjustment  
(for D-MOTION PLUS Partial Extension Undermount Slides)



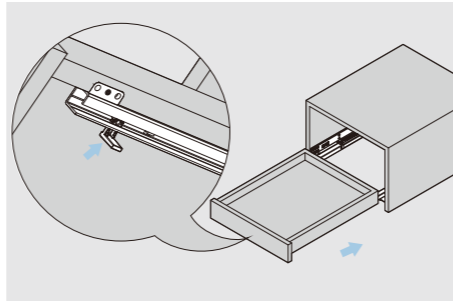
## Drawer Assembly with Peg



Fix the slide onto the cabinet.

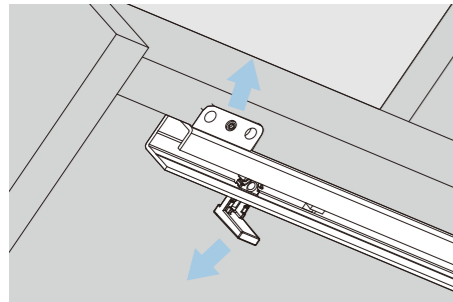


Pull out the drawer member of the slide from the cabinet, lay the drawer onto the slide.




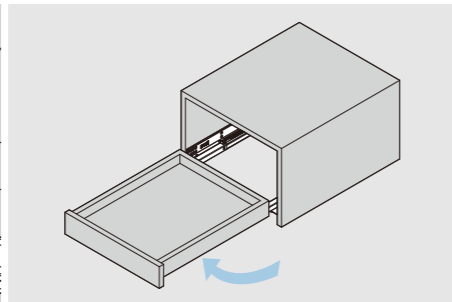


Press the locking pin into the drawer side to lock the position of the drawer.

## Removal with Peg



For removal, pull out the locking pin from the drawer side. Lift the drawer and pull it out from the cabinet.



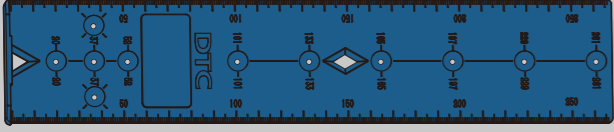
DTC is always innovating!  
For more information, please visit our website [www.dtc.dtc.com](http://www.dtc.dtc.com)

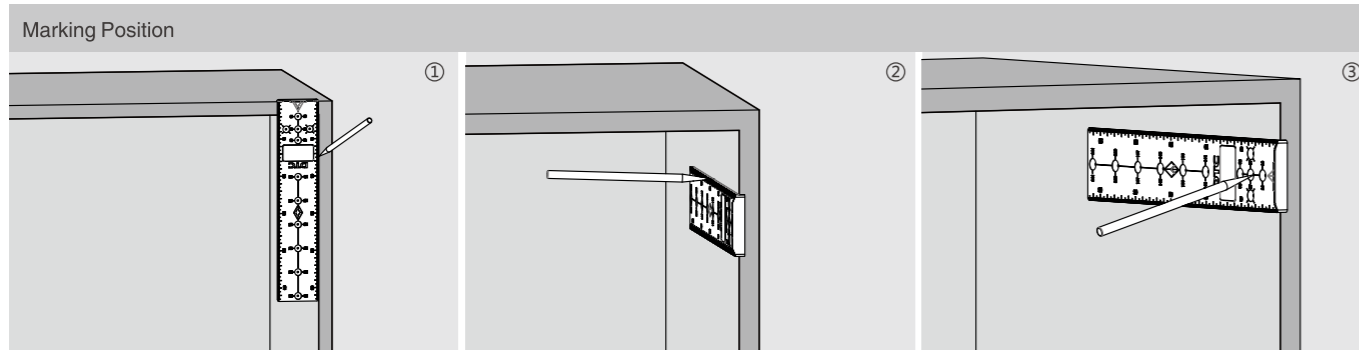
# ACCESSORY

## Marking Template (for Drawer Slide System)



### Order Information

|   |      |                            |
|---|------|----------------------------|
|  |      | Universal Marking Template |
|   |      | Blue(H23)                  |
| Item No.  | DT02 |                            |
| Pcs/ctn   | 100  |                            |

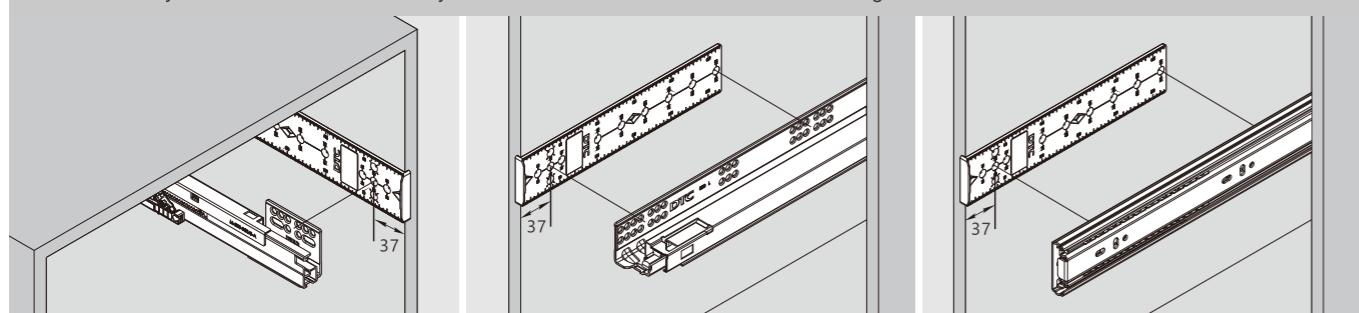


①② Mark the vertical position of mounting hole

③ Mark the longitudinal position of mounting hole

### Application

Drawer Slide System: Double-wall Drawer System / Undermount Slide Series / Ball Bearing Slide Series

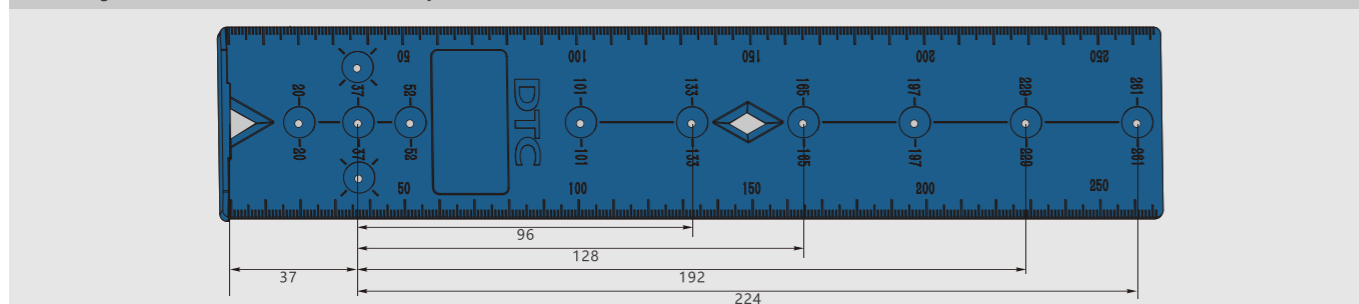


Double-wall Drawer System

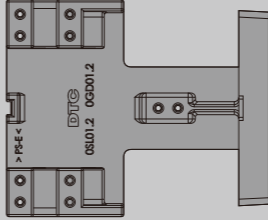
Undermount Slide Series

Ball Bearing Slide Series

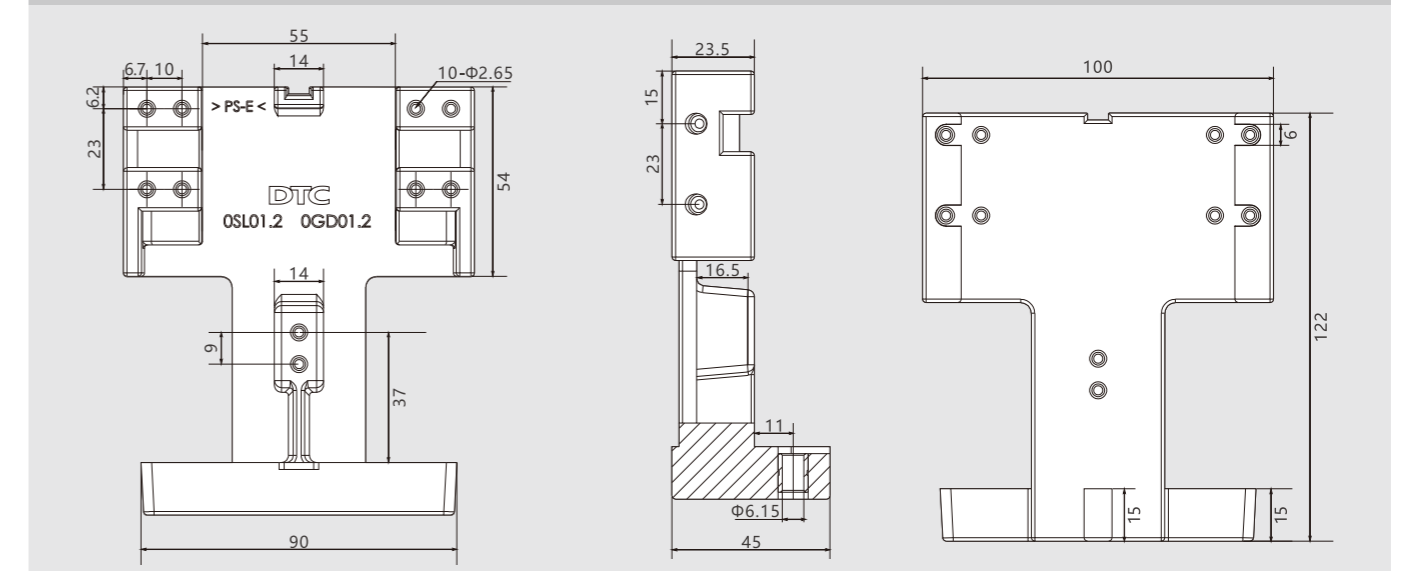
### Mounting Hole Positions for Drawer Slide System



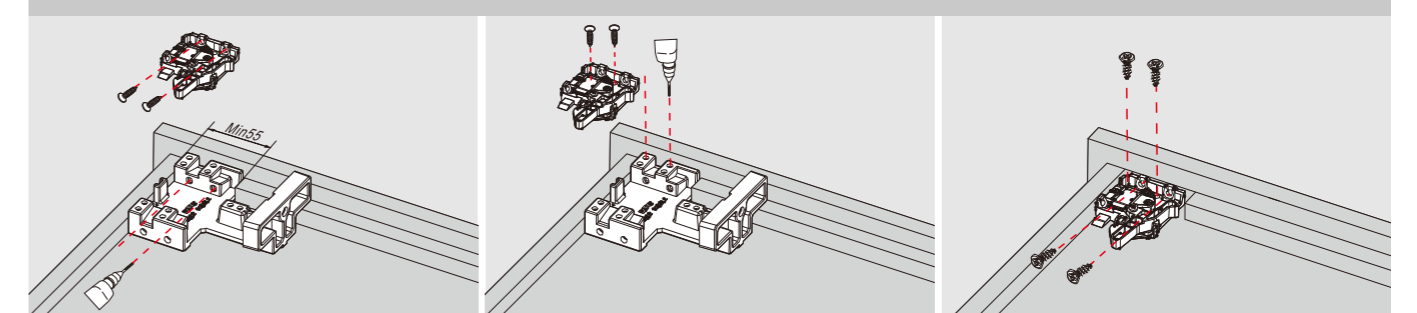
### Order Information

|   |      |                                       |
|---|------|---------------------------------------|
|  |      | Undermount Slide Drawer Assembly Tool |
|   |      | Dark Grey(H11)                        |
| Item No.  | DT01 |                                       |
| Pcs/ctn   | 20   |                                       |

### Assembly Tool Dimensions(mm)

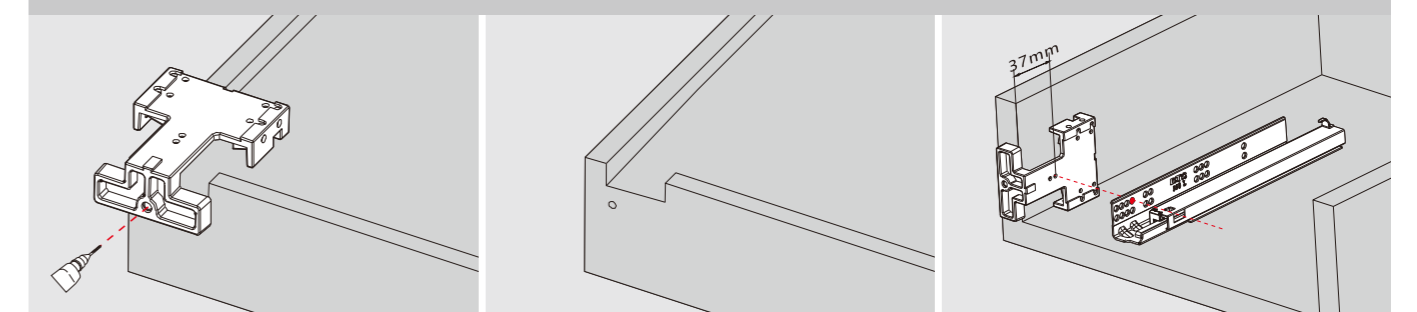


### Drawer Assembly



Mark the position of the locking device and fix the locking device onto the drawer bottom

### Drawer Assembly



Drill a hole (ϕ6, depth 10mm)

mark the position of the fourth hole for standard drawer