



DOUBLE-WALL  
DRAWER SYSTEMS

DRAGON-BOX

# DRAGON-BOX

Square Railings, various metal box-sides and glass box-sides

A lot of design options



- The new-look drawer side, together with square railings, metal-box-sides and glass box-sides, provide a variety of design options that could be easily set-up.
- The combination of side rails and ground glass box-side brings a gorgeous high drawer while the corresponding dividing system provides great convenience for storage.
- The highly stable drawer construction ensures stable and smooth motion with soft closing for wide and high drawers.



Quietness



Intelligence



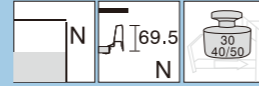
Durability



Eco-Friendliness

# DRAGON-BOX

## MM00 Series Double Wall Drawer System (Low Drawer: N Height)



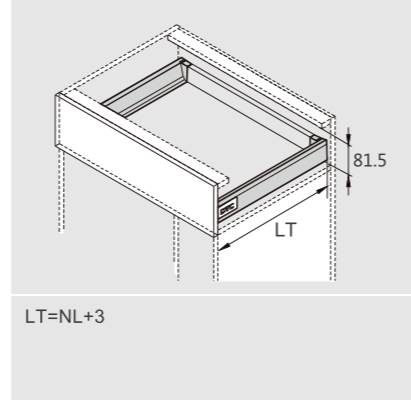
### PRODUCT



### DESCRIPTION

- Concealed, full extension
- Dynamic load capacity: 30/40/50kg
- Tool free assembly and removal of drawer
- Silent system guarantees smooth run without noise
- Up&down adjustment, left&right adjustment
- Finish: White(E01), Silver grey(E18), Grey matt(E30), Stainless steel(F04)

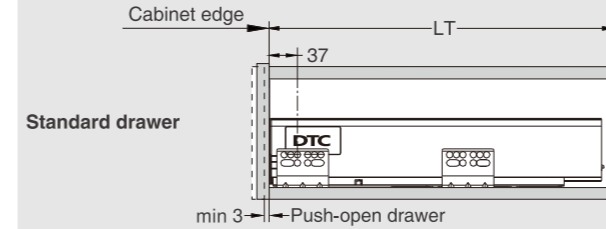
### SPACE REQUIREMENT



### PLANNING

#### Installation Dimensions(mm)

NL=Nominal Slide Length LT=Internal Cabinet Depth LT=NL+3



#### Cabinet Configuration

Cabinet widths/KB(mm)	Soft close drawer Stabilizer	
300	—	not recommended
350	—	
400	—	
450	—	
500	—	
600	—	recommended
800	○	
900	○	
1000	○	
1200	○	

### LOW DRAWER FOR WOOD DRAWER BACK

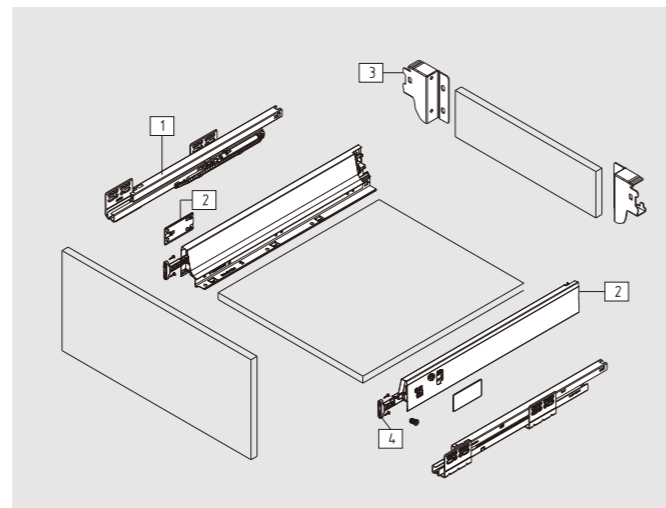
Kit Package				
White(E01)! Silver Grey(E18)! Grey Matt(E30)! S.Steel(F04)				
NL	Soft close item No.	Push-open item No.	Set/ctn	
400mm	MM004004A	MM304004A	1	
450mm	MM004504A	MM304504A	1	
500mm	MM005004A	MM305004A	1	
550mm	MM005504A	MM305504A	1	

1 Slides (left/right) / Industrial Package				
Pre-zinc Steel (F02)				
NL	Soft close item No.	Push-open item No.	Set/ctn	
400mm	M004004H	M304004H	5	
450mm	M004504H	M304504H	5	
500mm	M005004H	M305004H	5	
550mm	M005504H	M305504H	5	

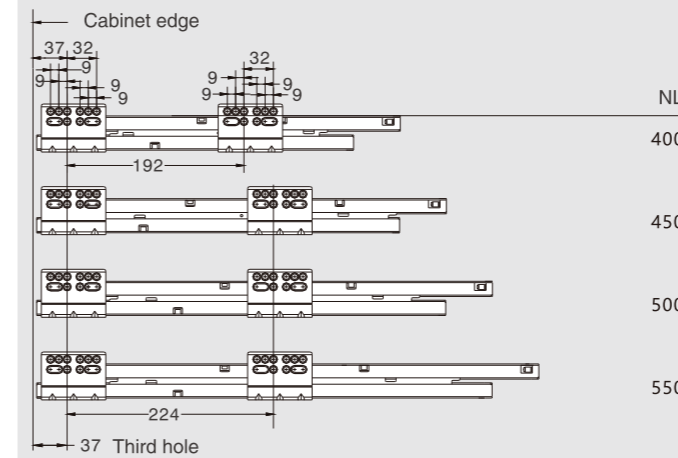
2 Drawer Sides and Cover Caps (left/right) / Industrial Package		
White(E01)! Silver Grey(E18)! Grey Matt(E30)! S.Steel(F04)		
NL	Item No.	Set/ctn
400mm	MM00400	5
450mm	MM00450	5
500mm	MM00500	5
550mm	MM00550	5

4 Front Fixing-brackets (left/right) / Industrial Package		
Zinc Plated (B01)		
	Item No.	Set/ctn
Screw-on	M00011	120
Press-in	M00016	120

3 Back Fixing-brackets (left/right) / Industrial Package		
White(E01)! Silver Grey(E18)! Grey Matt(E30)! Chrome Plated(C01)		
Item No.	Set/ctn	
M00031	60	

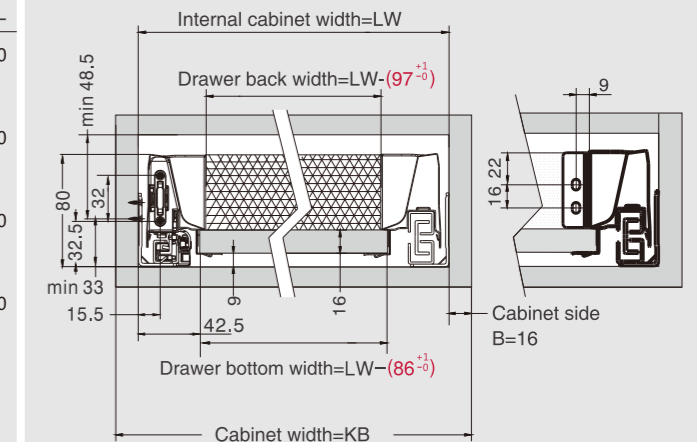


#### Screw Positions of the Slides(mm)

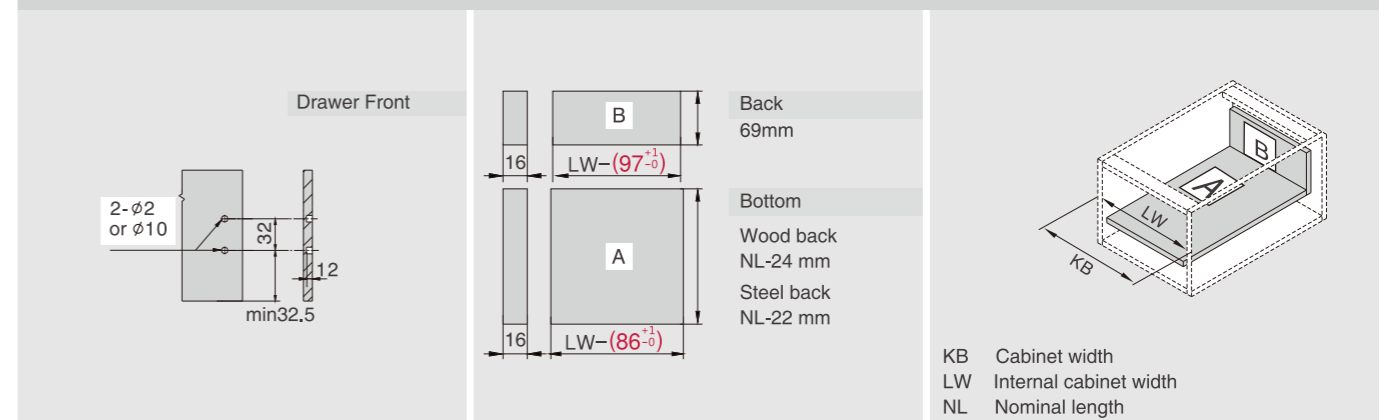


#### Installation Dimensions(mm)

LW=Internal Cabinet Width

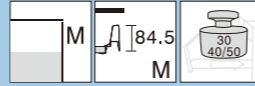


#### Drawer Front, Back and Bottom Dimensions(mm)



# DRAGON-BOX

## MM01 Series Double Wall Drawer System (Low Drawer: M Height)



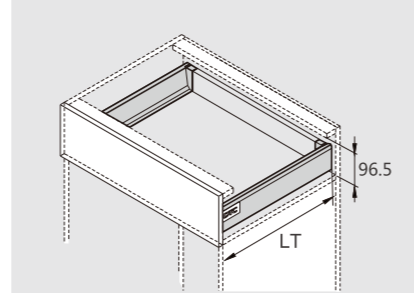
### PRODUCT



### DESCRIPTION

- Concealed, full extension
- Dynamic load capacity: 30/40/50kg
- Tool free assembly and removal of drawer
- Silent system guarantees smooth run without noise
- Up&down adjustment, left&right adjustment
- Finish: White(E01), Silver grey(E18), Grey matt(E30), Stainless steel(F04)

### SPACE REQUIREMENT

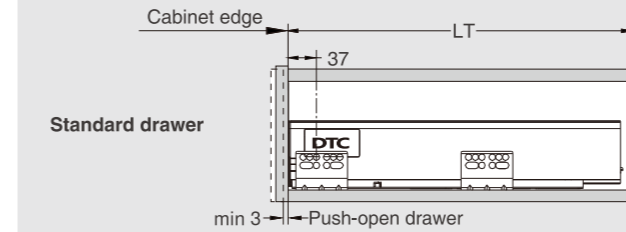


LT=Internal Cabinet Depth  
Soft close slides LT=NL+3  
Push-open slides LT=NL+35

### PLANNING

#### Installation Dimensions(mm)

NL=Nominal Slide Length  
LT=Internal Cabinet Depth  
Soft close slides LT=NL+3  
Push-open slides LT=NL+35



#### Cabinet Configuration

Cabinet widths/KB(mm)	Soft close drawer Stabilizer	Push-open drawer Synchronization rod	
300	-	○	not recommended
350	-	○	
400	-	○	
450	-	○	
500	-	○	recommended
600	-	○	
800	○	●	strongly recommended
900	○	●	
1000	○	●	
1200	○	●	

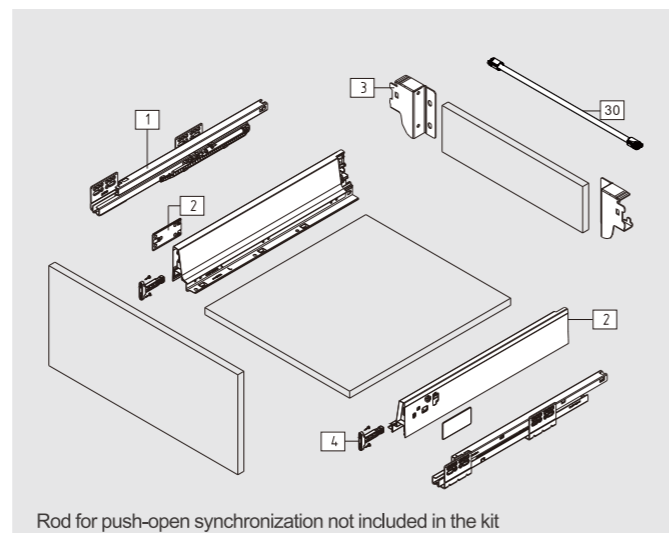
### LOW DRAWER FOR WOOD DRAWER BACK

Kit Package				
White(E01)! Silver Grey(E18)! Grey Matt(E30)! S.Steel(F04)				
NL	Soft close item No.	Push-open item No.	Set/ctn	
270mm	MM012704A	MM512704A	1	
300mm	MM013004A	MM513004A	1	
350mm	MM013504A	MM513504A	1	
400mm	MM014004A	MM514004A	1	
450mm	MM014504A	MM514504A	1	
500mm	MM015004A	MM515004A	1	
550mm	MM015504A	MM515504A	1	

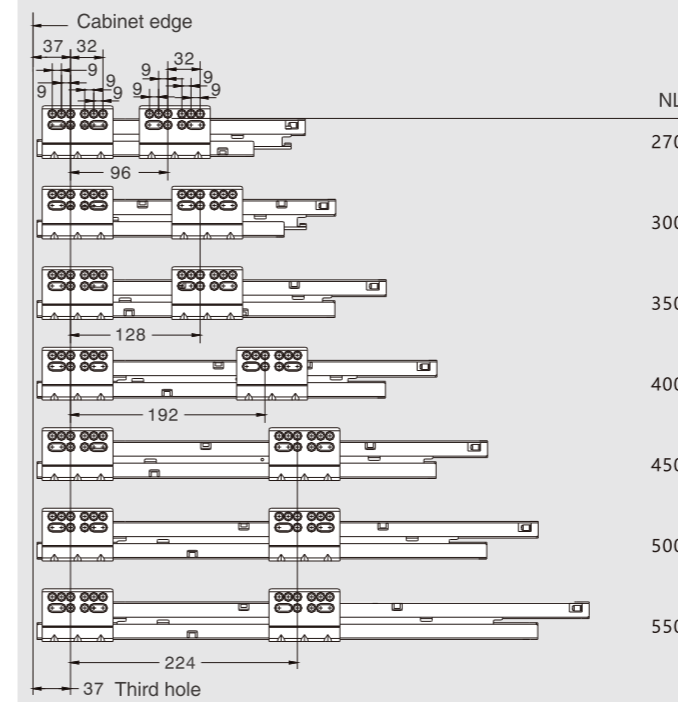
1 Slides (left/right) / Industrial Package				
Pre-zinc Steel (F02)				
NL	Soft close item No.	Push-open item No.	Set/ctn	
270mm	M012704H	M512704H	5	
300mm	M013004H	M513004H	5	
350mm	M013504H	M513504H	5	
400mm	M014004H	M514004H	5	
450mm	M014504H	M514504H	5	
500mm	M015004H	M515004H	5	
550mm	M015504H	M515504H	5	

2 Drawer Sides and Cover Caps (left/right) / Industrial Package		
White(E01)! Silver Grey(E18)! Grey Matt(E30)! S.Steel(F04)		
NL	Item No.	Set/ctn
270mm	MM01270	5
300mm	MM01300	5
350mm	MM01350	5
400mm	MM01400	5
450mm	MM01450	5
500mm	MM01500	5
550mm	MM01550	5

4 Front Fixing-brackets (left/right) / Industrial Package		
Zinc Plated (B01)		
	Item No.	Set/ctn
Screw-on	M01011	120
Press-in	M01016	120

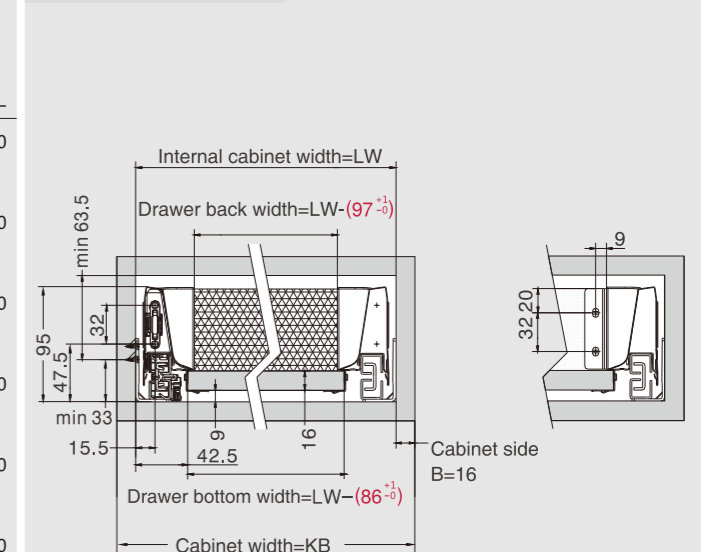


#### Screw Positions of the Slides(mm)

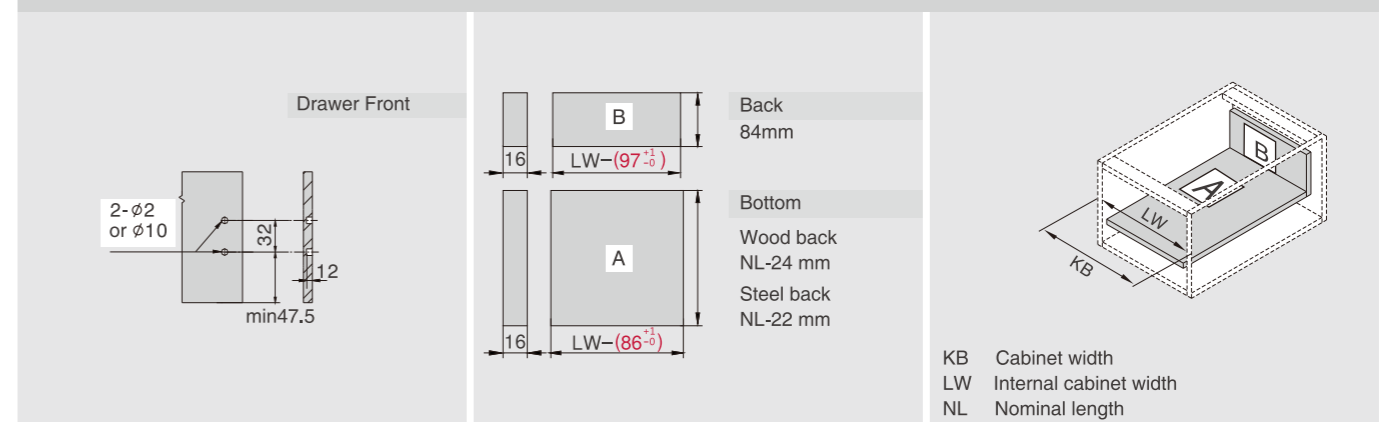


#### Installation Dimensions(mm)

LW=Internal Cabinet Width

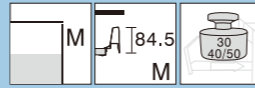


#### Drawer Front, Back and Bottom Dimensions(mm)



# DRAGON-BOX

## MM01 Series Double Wall Drawer System (Low Inner Drawer: M Height)



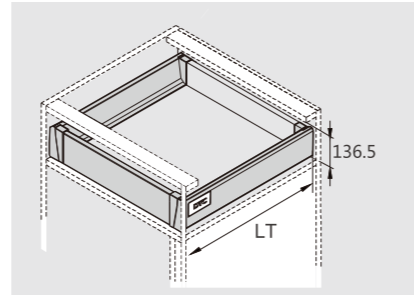
### PRODUCT



### DESCRIPTION

- Concealed, full extension
- Dynamic load capacity: 30/40/50kg
- Tool free assembly and removal of drawer
- Silent system guarantees smooth run without noise
- Up&down adjustment, left&right adjustment
- Finish: White(E01), Silver grey(E18), Grey matt(E30), Stainless steel(F04)

### SPACE REQUIREMENT

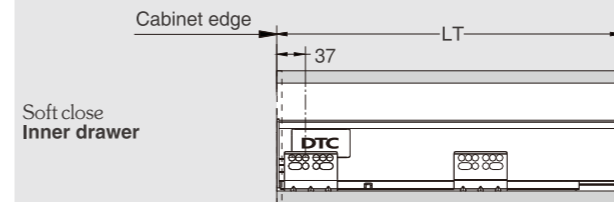


LT=Internal Cabinet Depth  
Soft close slides LT=NL+3  
Push-open slides LT=NL+44

### PLANNING

#### Installation Dimensions(mm)

NL=Nominal Slide Length  
LT=Internal Cabinet Depth  
Soft close slides LT=NL+3  
Push-open slides LT=NL+44



#### Cabinet Configuration

Cabinet widths/KB(mm)	Soft close drawer Stabilizer	Push-open drawer Synchronization rod	
300	—	○	not recommended
350	—	○	
400	—	○	
450	—	○	
500	—	○	recommended
600	—	○	
800	○	●	strongly recommended
900	○	●	
1000	○	●	
1200	○	●	

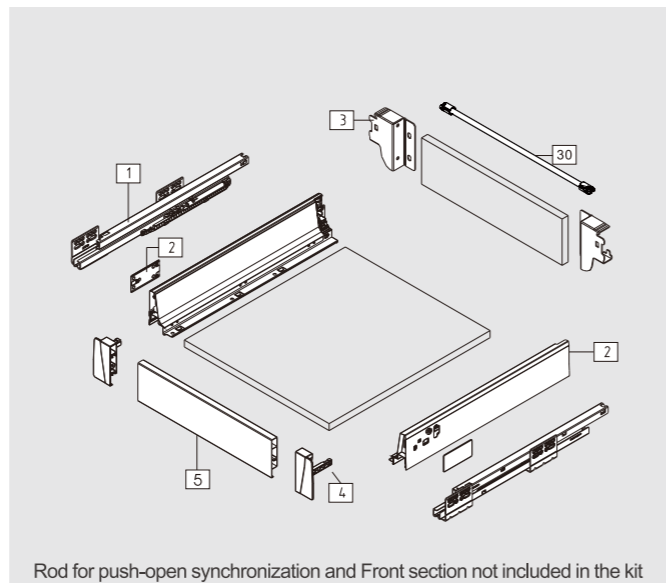
### LOW INNER DRAWER FOR WOOD DRAWER BACK

Kit Package				
White(E01)! Silver Grey(E18)! Grey Matt(E30)! S.Steel(F04)				
NL	Soft close item No.	Push-open item No.	Set/ctn	
270mm	MM012704Q	MM512704Q	1	
300mm	MM013004Q	MM513004Q	1	
350mm	MM013504Q	MM513504Q	1	
400mm	MM014004Q	MM514004Q	1	
450mm	MM014504Q	MM514504Q	1	
500mm	MM015004Q	MM515004Q	1	
550mm	MM015504Q	MM515504Q	1	

Slides (left/right) / Industrial Package				
Pre-zinc Steel (F02)				
NL	Soft close item No.	Push-open item No.	Set/ctn	
270mm	M012704H	M512704H	5	
300mm	M013004H	M513004H	5	
350mm	M013504H	M513504H	5	
400mm	M014004H	M514004H	5	
450mm	M014504H	M514504H	5	
500mm	M015004H	M515004H	5	
550mm	M015504H	M515504H	5	

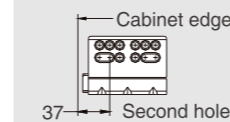
Drawer Sides and Cover Caps (left/right) / Industrial Package		
White(E01)! Silver Grey(E18)! Grey Matt(E30)! S.Steel(F04)		
NL	Item No.	Set/ctn
270mm	MM01270	5
300mm	MM01300	5
350mm	MM01350	5
400mm	MM01400	5
450mm	MM01450	5
500mm	MM01500	5
550mm	MM01550	5

Front Section / Industrial Package		
/For cutting to size, 1100mm. Cutting: Internal cabinet width LW-97		
White(E01)! Silver Grey(E18)! Grey Matt(E30)! Chrome Plated(C01)		
Item No.	Set/ctn	
M01021	20	

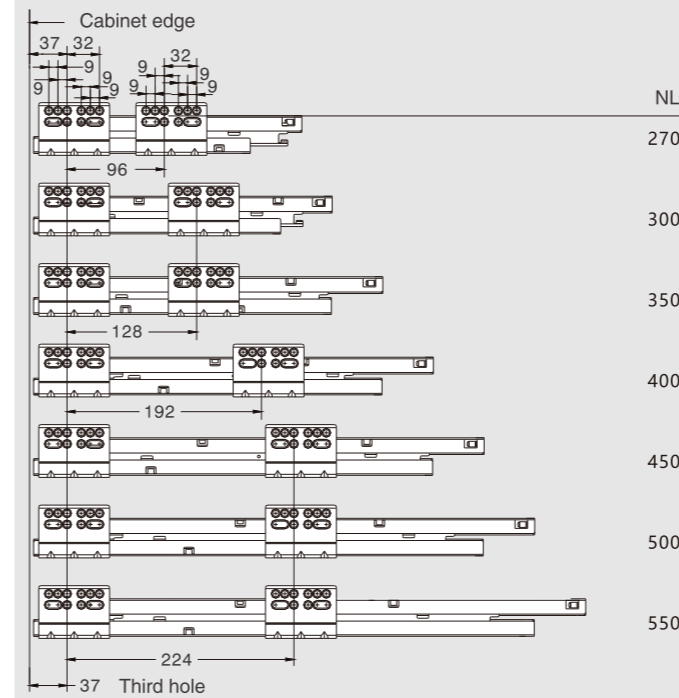


Rod for push-open synchronization and Front section not included in the kit

#### Fixing Hole Position for Push-open Inner Drawer(mm)

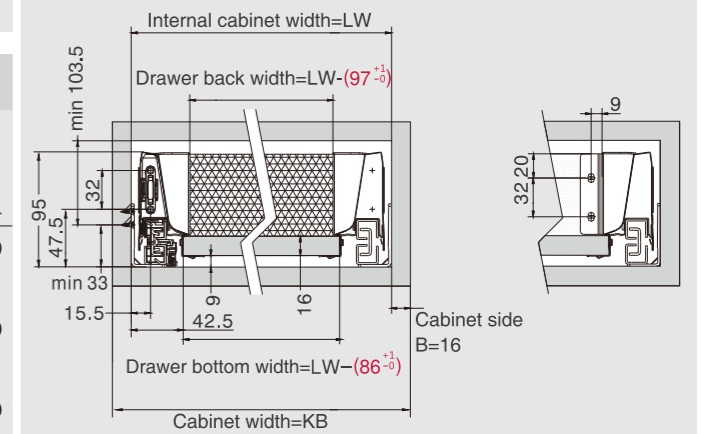


#### Screw Positions of the Slides(mm)

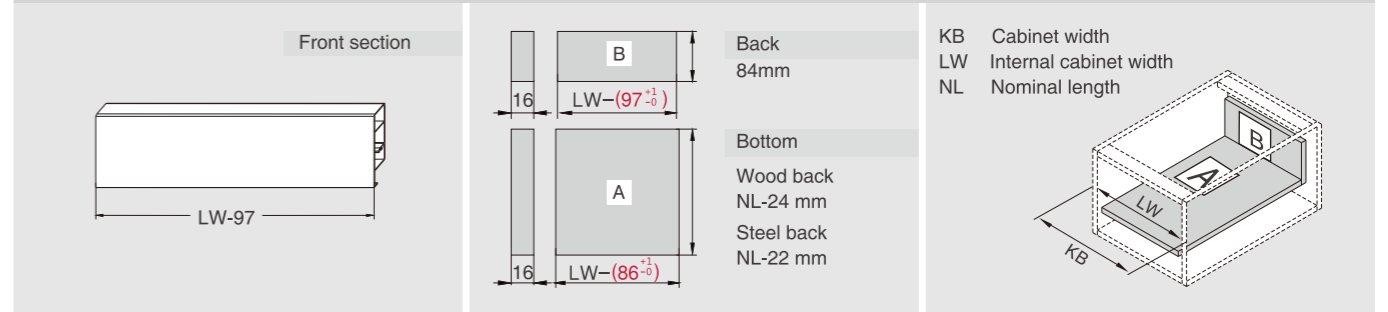


#### Installation Dimensions(mm)

LW=Internal Cabinet Width

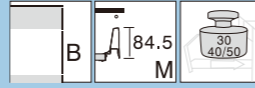


#### Front Section, Back and Bottom Dimensions(mm)



# DRAGON-BOX

## MM01 Series Double Wall Drawer System (Medium Drawer: B Height)



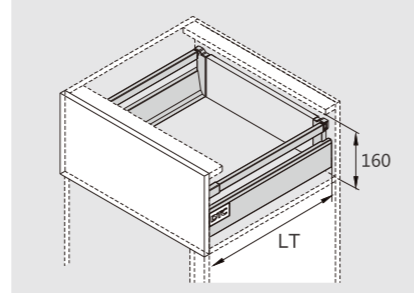
### PRODUCT



### DESCRIPTION

- Concealed, full extension
- Dynamic load capacity: 30/40/50kg
- Tool free assembly and removal of drawer
- Silent system guarantees smooth run without noise
- Up&down adjustment, left&right adjustment
- Finish: White(E01), Silver grey(E18), Grey matt(E30), Stainless steel(F04)

### SPACE REQUIREMENT

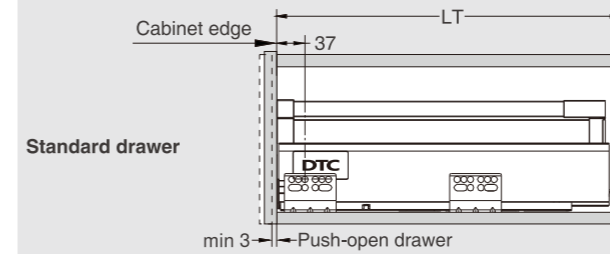


LT=Internal Cabinet Depth  
Soft close slides LT=NL+3  
Push-open slides LT=NL+35

### PLANNING

#### Installation Dimensions(mm)

NL=Nominal Slide Length  
LT=Internal Cabinet Depth  
Soft close slides LT=NL+3  
Push-open slides LT=NL+35



#### Cabinet Configuration

Cabinet widths/KB(mm)	Soft close drawer Stabilizer	Push-open drawer Synchronization rod	
300	-	○	not recommended
350	-	○	
400	-	○	
450	-	○	
500	-	○	recommended
600	-	○	
800	○	●	strongly recommended
900	○	●	
1000	○	●	
1200	○	●	

### MEDIUM DRAWER WITH SINGLE SQUARE RAILING FOR WOOD DRAWER BACK

Kit Package				
White(E01)! Silver Grey(E18)! Grey Matt(E30)! S.Steel(F04)				
NL	Soft close item No.	Push-open item No.	Set/ctn	
350mm	MM013504BB	MM513504BB	1	
400mm	MM014004BB	MM514004BB	1	
450mm	MM014504BB	MM514504BB	1	
500mm	MM015004BB	MM515004BB	1	
550mm	MM015504BB	MM515504BB	1	

1 Slides (left/right) / Industrial Package				
Pre-zinc Steel (F02)				
NL	Soft close item No.	Push-open item No.	Set/ctn	
350mm	M013504H	M513504H	5	
400mm	M014004H	M514004H	5	
450mm	M014504H	M514504H	5	
500mm	M015004H	M515004H	5	
550mm	M015504H	M515504H	5	

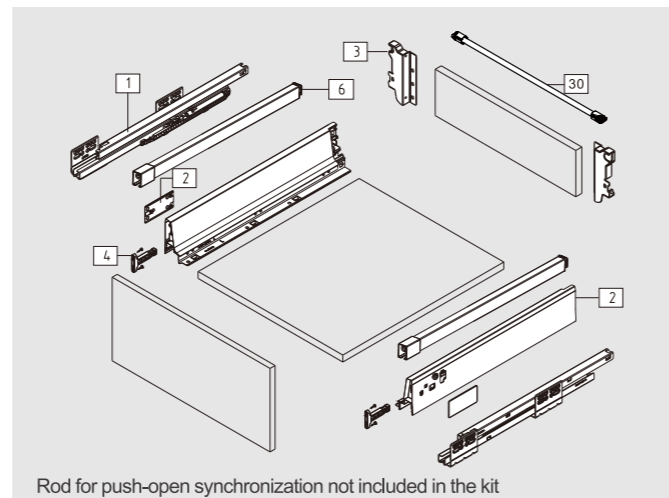
2 Drawer Sides and Cover Caps (left/right) /Industrial Package		
White(E01)! Silver Grey(E18)! Grey Matt(E30)! S.Steel(F04)		
NL	Item No.	Set/ctn
350mm	MM01350	5
400mm	MM01400	5
450mm	MM01450	5
500mm	MM01500	5
550mm	MM01550	5

6 Square Side Rails (left/right) / Industrial Package			
White(E01)! Silver Grey(E18)! Grey Matt(E30)! Chrome Plated(C01)			
NL	Item No.	Set/ctn	
350mm	M0104S350	60	
400mm	M0104S400	60	
450mm	M0104S450	60	
500mm	M0104S500	60	
550mm	M0104S550	60	

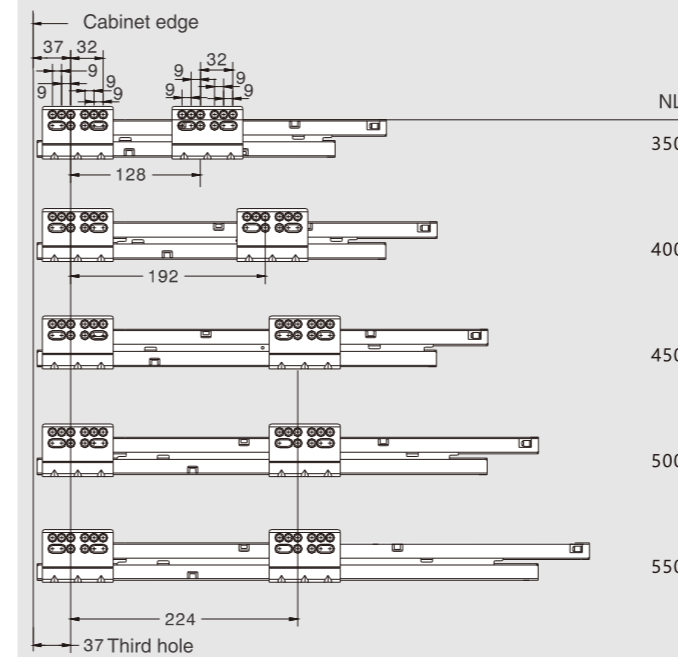
3 Back Fixing-brackets (left/right) / Industrial Package		
White(E01)! Silver Grey(E18)! Grey Matt(E30)! Chrome Plated(C01)		
item No.	Set/ctn	
M01032	40	

4 Front Fixing-brackets (left/right) / Industrial Package		
Zinc Plated (B01)		
Item No.	Set/ctn	
Screw-on M01011	120	
Press-in M01016	120	

30 Rod for Push-open Synchronization / Industrial Package		
Size:1100mm,Cutting:Internal cabinet width LW-114		
Item No.	Set/ctn	
M0FH02	60	

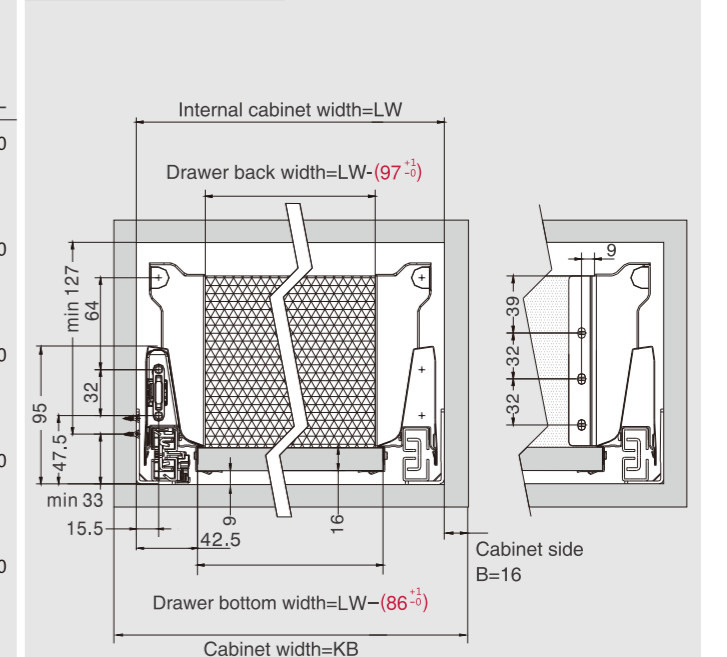


#### Screw Positions of the Slides(mm)

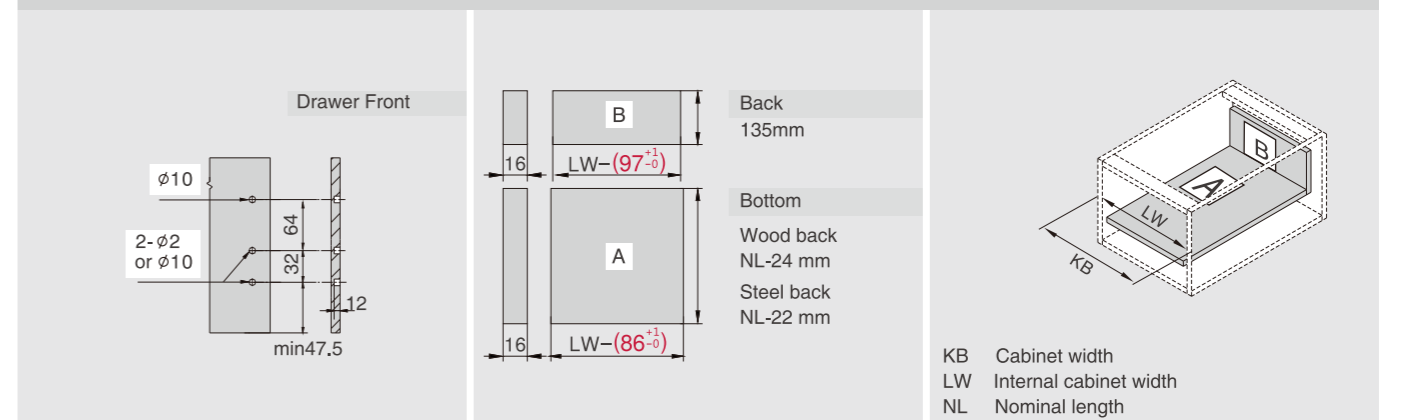


#### Installation Dimensions(mm)

LW=Internal Cabinet Width



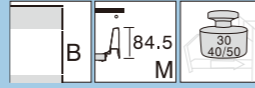
#### Drawer Front,Back and Bottom Dimensions(mm)



KB Cabinet width  
LW Internal cabinet width  
NL Nominal length

# DRAGON-BOX

## MM01 Series Double Wall Drawer System (Medium Inner Drawer: B Height)



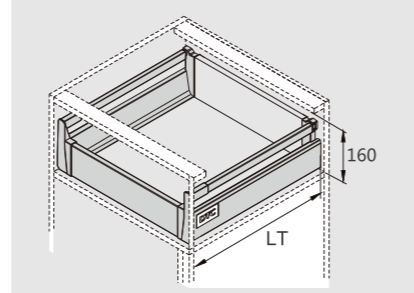
### PRODUCT



### DESCRIPTION

- Concealed, full extension
- Dynamic load capacity: 30/40/50kg
- Tool free assembly and removal of drawer
- Silent system guarantees smooth run without noise
- Up&down adjustment, left&right adjustment
- Finish: White(E01), Silver grey(E18), Grey matt(E30), Stainless steel(F04)

### SPACE REQUIREMENT

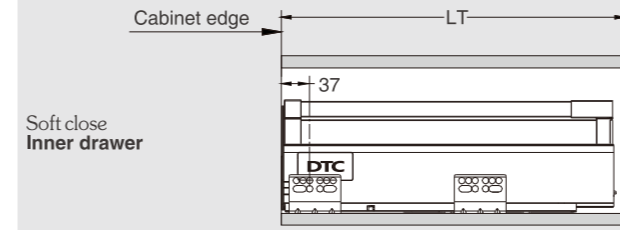


LT=Internal Cabinet Depth  
Soft close slides LT=NL+3  
Push-open slides LT=NL+44

### PLANNING

#### Installation Dimensions(mm)

NL=Nominal Slide Length  
LT=Internal Cabinet Depth  
Soft close slides LT=NL+3  
Push-open slides LT=NL+44



#### Cabinet Configuration

Cabinet widths/KB(mm)	Soft close drawer Stabilizer	Push-open drawer Synchronization rod	
300	-	○	not recommended
350	-	○	
400	-	○	
450	-	○	
500	-	○	recommended
600	-	○	
800	○	●	strongly recommended
900	○	●	
1000	○	●	
1200	○	●	

### MEDIUM INNER DRAWER WITH SINGLE SQUARE RAILING FOR WOOD DRAWER BACK

Kit Package				
White(E01)! Silver Grey(E18)! Grey Matt(E30)! S.Steel(F04)				
NL	Soft close item No.	Push-open item No.	Set/ctn	
350mm	MM013504RR	MM513504RR	1	
400mm	MM014004RR	MM514004RR	1	
450mm	MM014504RR	MM514504RR	1	
500mm	MM015004RR	MM515004RR	1	
550mm	MM015504RR	MM515504RR	1	

1 Slides (left/right) / Industrial Package				
Pre-zinc Steel (F02)				
NL	Soft close item No.	Push-open item No.	Set/ctn	
350mm	M013504H	M513504H	5	
400mm	M014004H	M514004H	5	
450mm	M014504H	M514504H	5	
500mm	M015004H	M515004H	5	
550mm	M015504H	M515504H	5	

2 Drawer Sides and Cover Caps (left/right) / Industrial Package		
White(E01)! Silver Grey(E18)! Grey Matt(E30)! S.Steel(F04)		
NL	Item No.	Set/ctn
350mm	MM01350	5
400mm	MM01400	5
450mm	MM01450	5
500mm	MM01500	5
550mm	MM01550	5

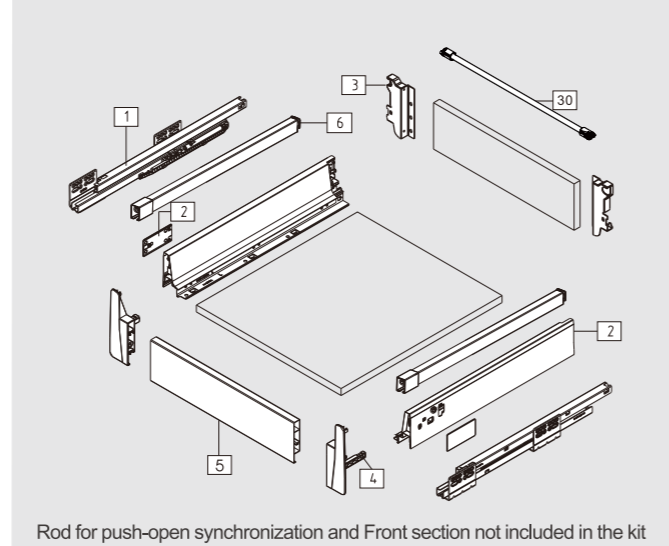
6 Square Side Rails (left/right) / Industrial Package		
White(E01)! Silver Grey(E18)! Grey Matt(E30)! Chrome Plated(C01)		
NL	Item No.	Set/ctn
350mm	M0104J350	60
400mm	M0104J400	60
450mm	M0104J450	60
500mm	M0104J500	60
550mm	M0104J550	60

3 Back Fixing-brackets (left/right) / Industrial Package	
White(E01)! Silver Grey(E18)! Grey Matt(E30)! Chrome Plated(C01)	
Item No.	Set/ctn
M01032	40

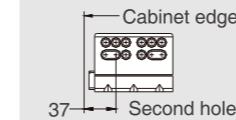
4 Front Fixing-brackets (left/right) / Industrial Package	
White(H03)! Silver Grey(H12)! Dark Grey(H11)	
Item No.	Set/ctn
M0101K	40

5 Front Section / Industrial Package	
/For cutting to size, 1100mm. Cutting: Internal cabinet width LW-97	
Item No.	pcs/ctn
M01021	20

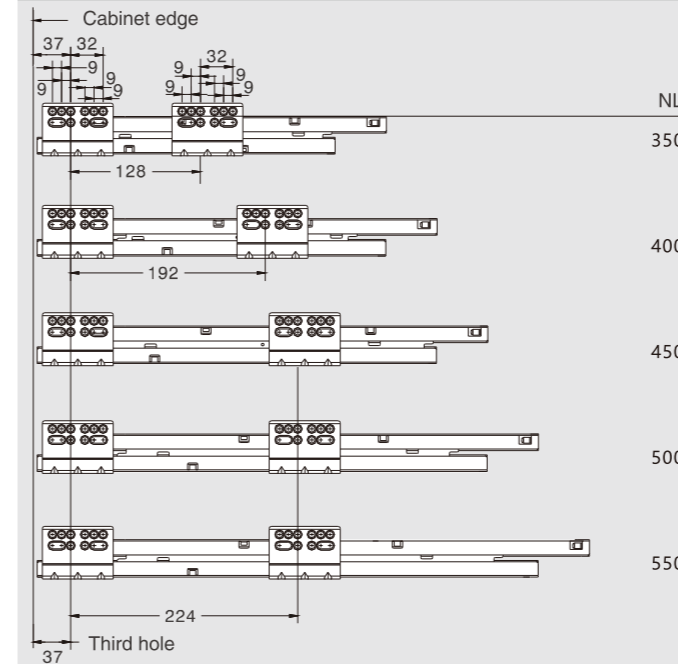
30 Rod for Push-open Synchronization / Industrial Package	
Size:1100mm.Cutting:Internal cabinet width LW-114	
Item No.	Set/ctn
M0FH02	60



#### Fixing Hole Position for Push-open Inner Drawer(mm)

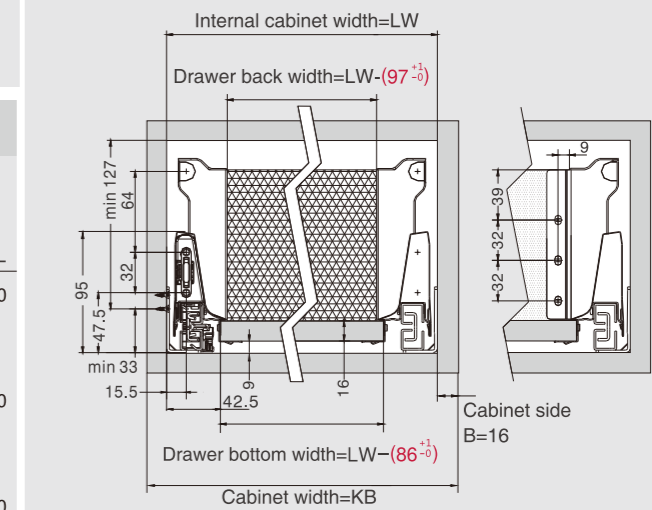


#### Screw Positions of the Slides(mm)

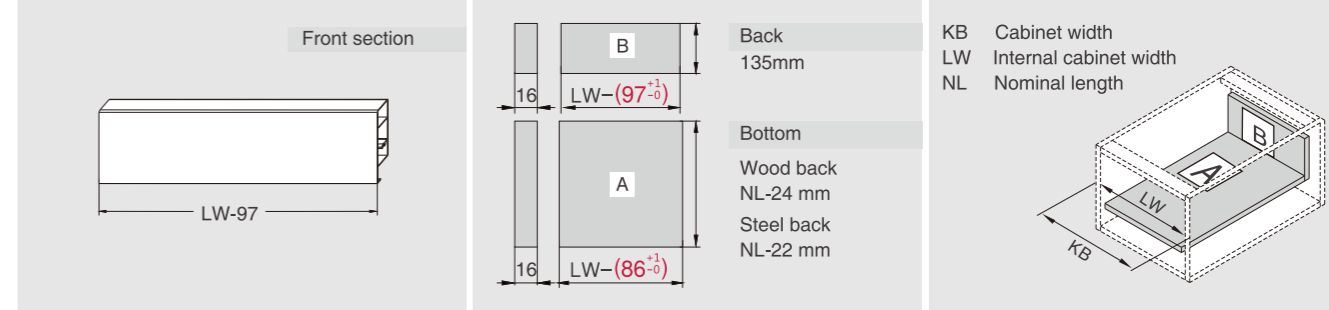


#### Installation Dimensions(mm)

LW=Internal Cabinet Width

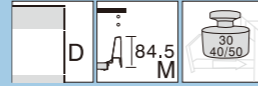


#### Front Section, Back and Bottom Dimensions(mm)



# DRAGON-BOX

## MM01 Series Double Wall Drawer System (High Drawer: D Height)



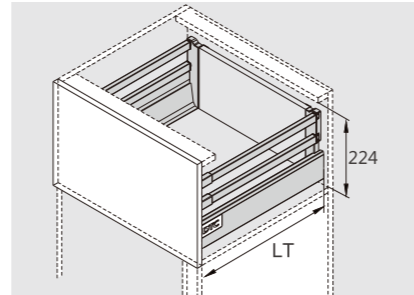
### PRODUCT



### DESCRIPTION

- Concealed, full extension
- Dynamic load capacity: 30/40/50kg
- Tool free assembly and removal of drawer
- Silent system guarantees smooth run without noise
- Up&down adjustment, left&right adjustment
- Finish: White(E01), Silver grey(E18), Grey matt(E30), Stainless steel(F04)

### SPACE REQUIREMENT

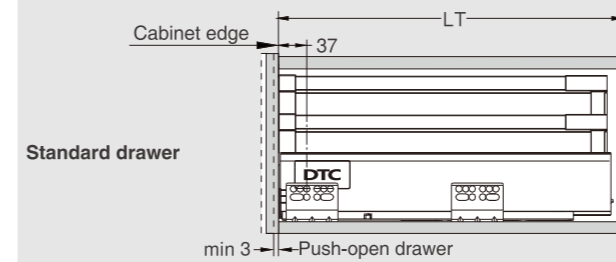


LT=Internal Cabinet Depth  
Soft close slides LT=NL+3  
Push-open slides LT=NL+35

### PLANNING

#### Installation Dimensions(mm)

NL=Nominal Slide Length  
LT=Internal Cabinet Depth  
Soft close slides LT=NL+3  
Push-open slides LT=NL+35



#### Cabinet Configuration

Cabinet widths/KB(mm)	Soft close drawer Stabilizer	Push-open drawer Synchronization rod	
300	-	○	not recommended
350	-	○	
400	-	○	
450	-	○	
500	-	○	recommended
600	-	○	
800	○	●	strongly recommended
900	○	●	
1000	○	●	
1200	○	●	

### HIGH DRAWER WITH DOUBLE SQUARE RAILING FOR WOOD DRAWER BACK

Kit Package				
White(E01)! Silver Grey(E18)! Grey Matt(E30)! S.Steel(F04)				
NL	Soft close item No.	Push-open item No.	Set/ctn	
350mm	MM013504DD1	MM513504DD1	1	
400mm	MM014004DD1	MM514004DD1	1	
450mm	MM014504DD1	MM514504DD1	1	
500mm	MM015004DD1	MM515004DD1	1	
550mm	MM015504DD1	MM515504DD1	1	

1 Slides (left/right) / Industrial Package				
Pre-zinc Steel (F02)				
NL	Soft close item No.	Push-open item No.	Set/ctn	
350mm	M013504H	M513504H	5	
400mm	M014004H	M514004H	5	
450mm	M014504H	M514504H	5	
500mm	M015004H	M515004H	5	
550mm	M015504H	M515504H	5	

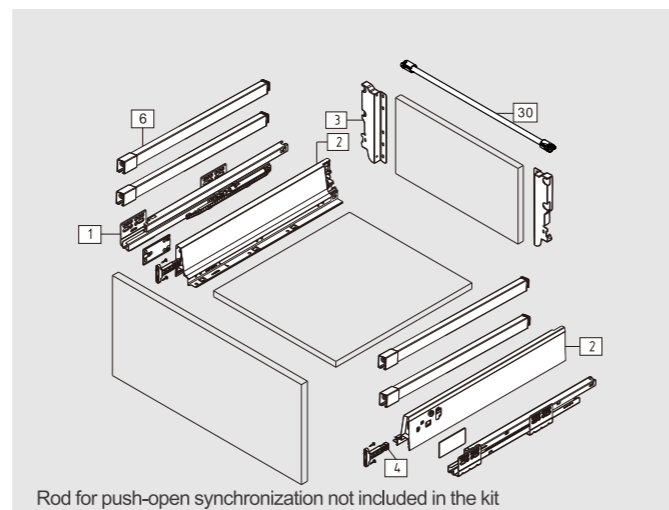
2 Drawer Sides and Cover Caps (left/right) /Industrial Package		
White(E01)! Silver Grey(E18)! Grey Matt(E30)! S.Steel(F04)		
NL	Item No.	Set/ctn
350mm	MM01350	5
400mm	MM01400	5
450mm	MM01450	5
500mm	MM01500	5
550mm	MM01550	5

6 Square Side Rails (left/right) / Industrial Package		
White(E01)! Silver Grey(E18)! Grey Matt(E30)! Chrome Plated(C01)		
NL	Item No.	Set/ctn
350mm	M0104S350	60
400mm	M0104S400	60
450mm	M0104S450	60
500mm	M0104S500	60
550mm	M0104S550	60

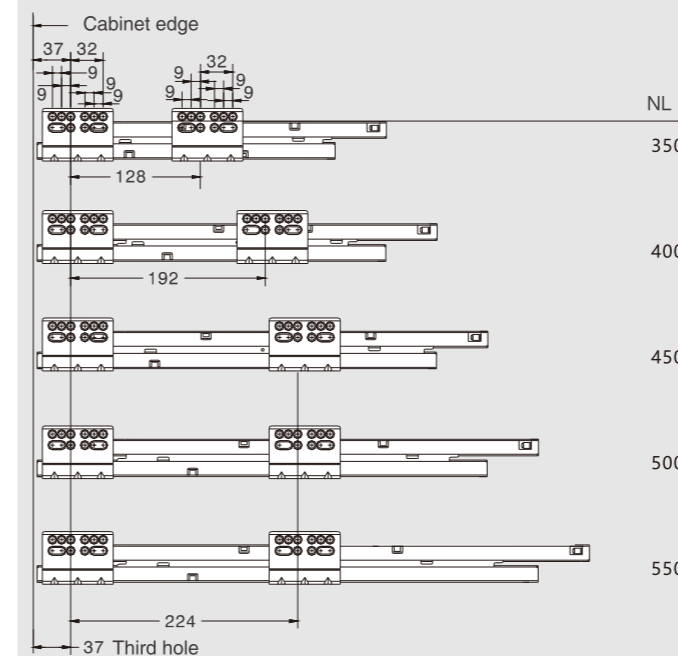
3 Back Fixing-brackets (left/right) / Industrial Package	
White(E01)! Silver Grey(E18)! Grey Matt(E30)! Chrome Plated(C01)	
item No.	Set/ctn
M01033	20

4 Front Fixing-brackets (left/right) /Industrial Package		
Zinc Plated (B01)		
	Item No.	Set/ctn
Screw-on	M01011	120
Press-in	M01016	120

30 Rod for Push-open Synchronization / Industrial Package	
Size:1100mm,Cutting:Internal cabinet width LW-114	
Item No.	Set/ctn
M0FH02	60

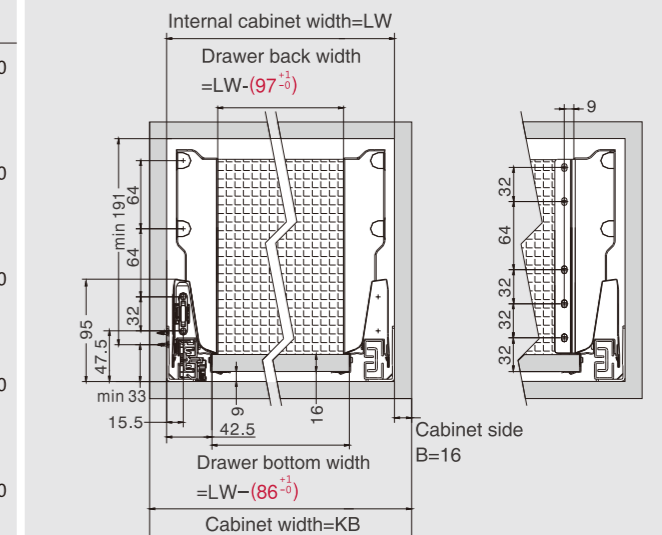


#### Screw Positions of the Slides(mm)

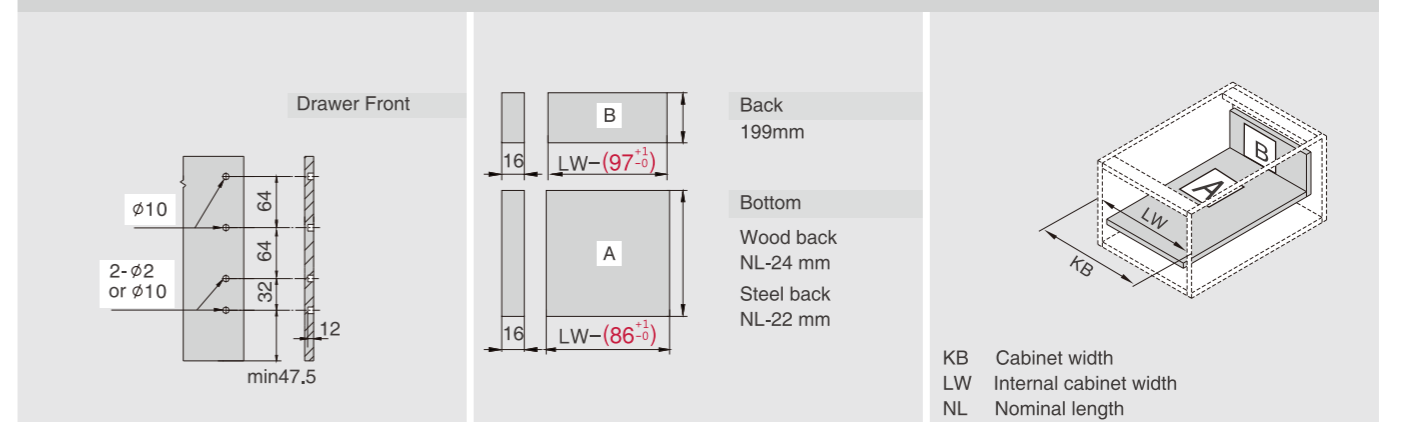


#### Installation Dimensions(mm)

LW=Internal Cabinet Width

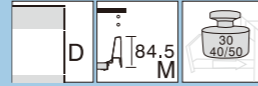


#### Drawer Front,Back and Bottom Dimensions(mm)



# DRAGON-BOX

## MM01 Series Double Wall Drawer System (High Inner Drawer: D Height)



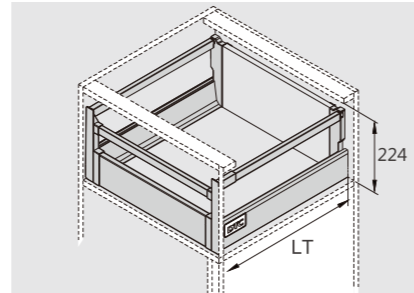
### PRODUCT



### DESCRIPTION

- Concealed, full extension
- Dynamic load capacity: 30/40/50kg
- Tool free assembly and removal of drawer
- Silent system guarantees smooth run without noise
- Up&down adjustment, left&right adjustment
- Finish: White(E01), Silver grey(E18), Grey matt(E30), Stainless steel(F04)

### SPACE REQUIREMENT

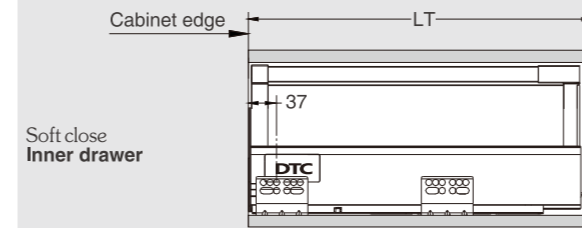


LT=Internal Cabinet Depth  
Soft close slides LT=NL+3  
Push-open slides LT=NL+44

### PLANNING

#### Installation Dimensions(mm)

NL=Nominal Slide Length  
LT=Internal Cabinet Depth  
Soft close slides LT=NL+3  
Push-open slides LT=NL+44



#### Cabinet Configuration

Cabinet widths/KB(mm)	Soft close drawer Stabilizer	Push-open drawer Synchronization rod	
300	-	○	not recommended
350	-	○	
400	-	○	
450	-	○	
500	-	○	recommended
600	-	○	
800	○	●	strongly recommended
900	○	●	
1000	○	●	
1200	○	●	

### HIGH INNER DRAWER WITH SINGLE SQUARE RAILING FOR WOOD DRAWER BACK

Kit Package			
NL	Soft close Item No.	Push-open Item No.	Set/ctn
350mm	MM013504TT	MM513504TT	1
400mm	MM014004TT	MM514004TT	1
450mm	MM014504TT	MM514504TT	1
500mm	MM015004TT	MM515004TT	1
550mm	MM015504TT	MM515504TT	1

1 Slides (left/right) /Industrial Package			
NL	Soft close Item No.	Push-open Item No.	Set/ctn
350mm	M013504H	M513504H	5
400mm	M014004H	M514004H	5
450mm	M014504H	M514504H	5
500mm	M015004H	M515004H	5
550mm	M015504H	M515504H	5

2 Drawer Sides and Cover Caps (left/right) /Industrial Package			
NL	Item No.	Set/ctn	
350mm	MM01350	5	
400mm	MM01400	5	
450mm	MM01450	5	
500mm	MM01500	5	
550mm	MM01550	5	

3 Back Fixing-brackets (left/right) / Industrial Package		
Item No.	Set/ctn	
M01039	20	

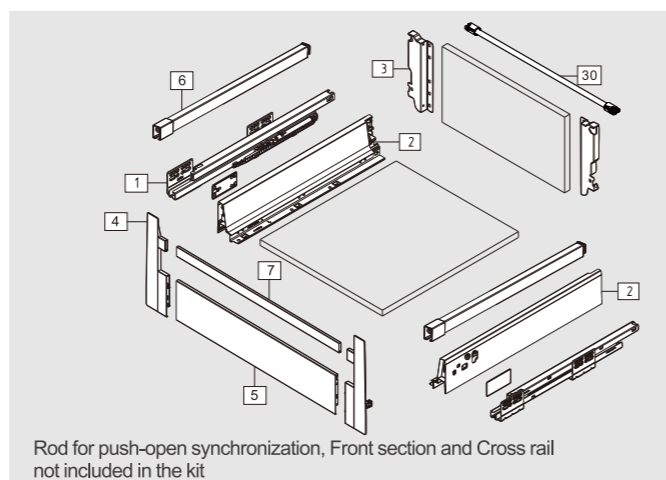
4 Front Fixing-brackets (left/right) / Industrial Package		
Item No.	Set/ctn	
M0101C	20	

5 Front Section / Industrial Package		
Item No.	Pcs/ctn	
M01021	20	

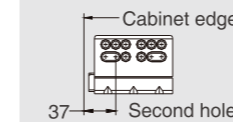
7 Cross Square Rail / Industrial Package		
Item No.	Pcs/ctn	
M01078	60	

30 Rod for Push-open Synchronization / Industrial Package		
Item No.	Set/ctn	
M0FH02	60	

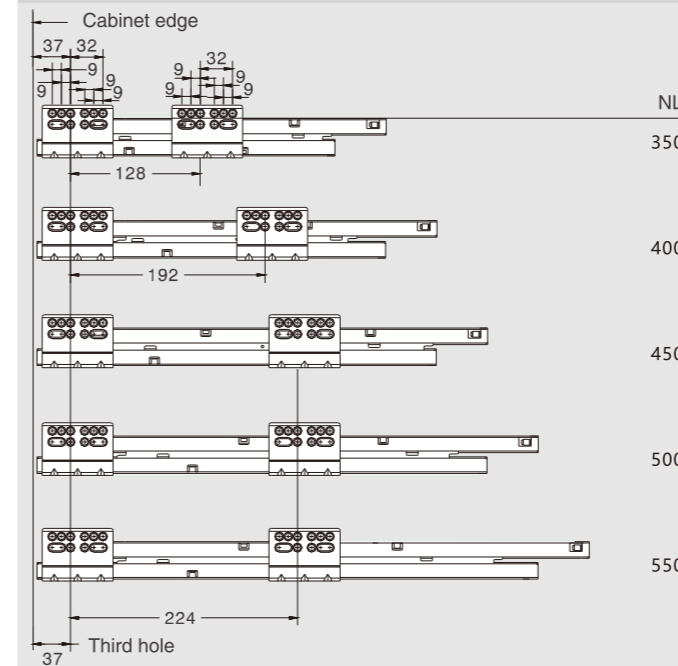
6 Square Side Rails (left/right) / Industrial Package			
NL	Item No.	Set/ctn	
350mm	M0104J350	60	
400mm	M0104J400	60	
450mm	M0104J450	60	
500mm	M0104J500	60	
550mm	M0104J550	60	



#### Fixing Hole Position for Push-open Inner Drawer(mm)

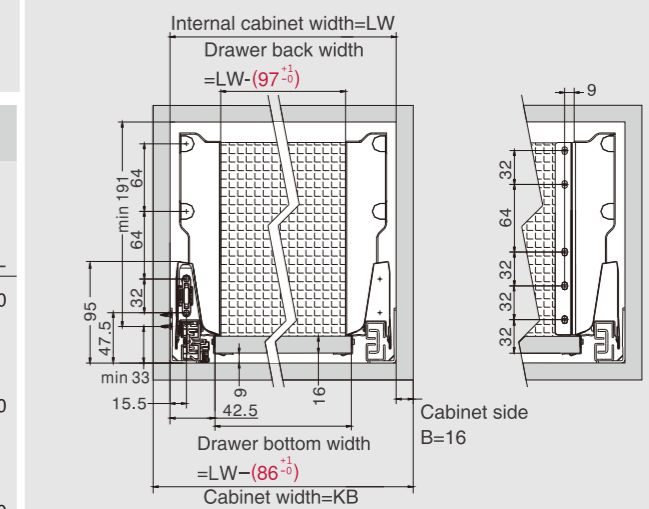


#### Screw Positions of the Slides(mm)

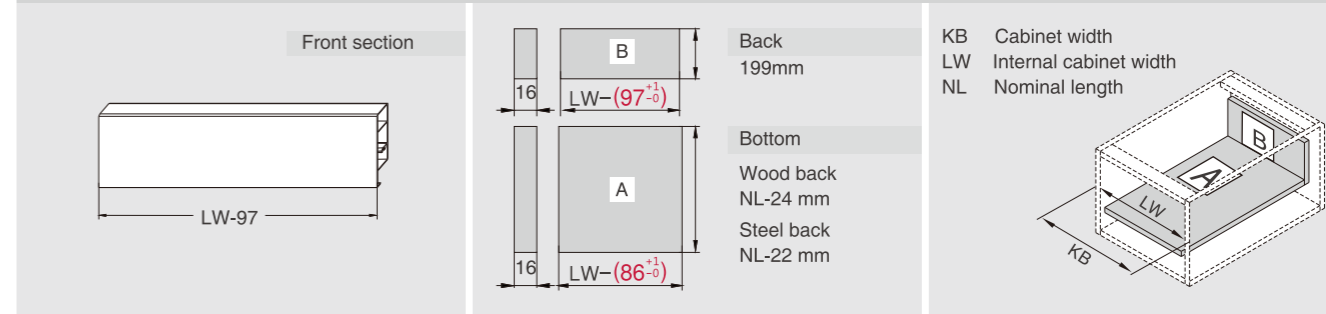


#### Installation Dimensions(mm)

LW=Internal Cabinet Width



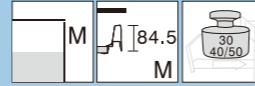
#### Front Section, Back and Bottom Dimensions(mm)





# DRAGON-BOX

## MM01 Series Double Wall Drawer System (Low Drawer: M Height)



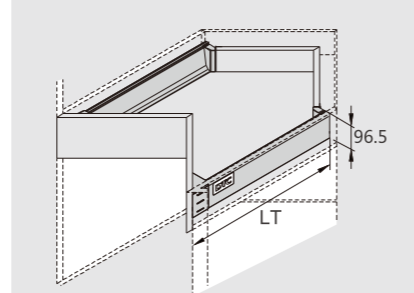
### PRODUCT



### DESCRIPTION

- Concealed, full extension
- Dynamic load capacity: 30/40/50kg
- Tool free assembly and removal of drawer
- Silent system guarantees smooth run without noise
- Up&down adjustment, left&right adjustment
- Finish: White(E01), Silver grey(E18), Grey matt(E30), Stainless steel(F04)

### SPACE REQUIREMENT

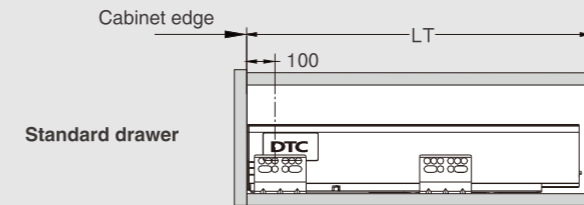


LT=Internal Cabinet Depth  
Soft close slides LT=NL+65

### PLANNING

#### Installation Dimensions(mm)

NL=Nominal Slide Length      Soft close slides LT=NL+65  
LT=Internal Cabinet Depth



#### Cabinet Configuration

Cabinet widths/KB(mm)	Soft close drawer Stabilizer	
300	—	not recommended
350	—	
400	—	
450	—	
500	—	
600	—	recommended
800	○	
900	○	
1000	○	
1200	○	

### LOWER CORNER DRAWER FOR WOOD DRAWER BACK

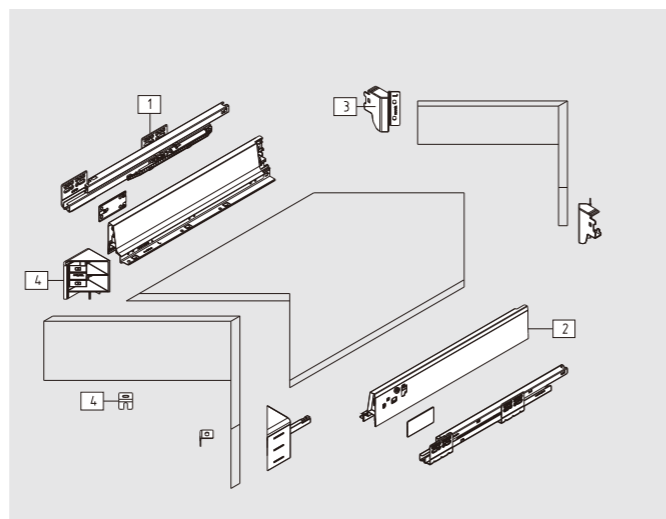
Kit Package			
White(E01)! Silver Grey(E18)! Grey Matt(E30)! S.Steel(F04)			
NL	Soft close item No.	Set/ctn	
450mm	MM014504N	1	
500mm	MM015004N	1	
550mm	MM015504N	1	
600mm	MM016004N	1	
650mm	MM016504N	1	

1 Slides (left/right) / Industrial Package			
Pre-zinc Steel (F02)			
NL	Soft close item No.	Set/ctn	
450mm	M014504H	5	
500mm	M015004H	5	
550mm	M015504H	5	
600mm	M016004H	5	
650mm	M016504H	5	

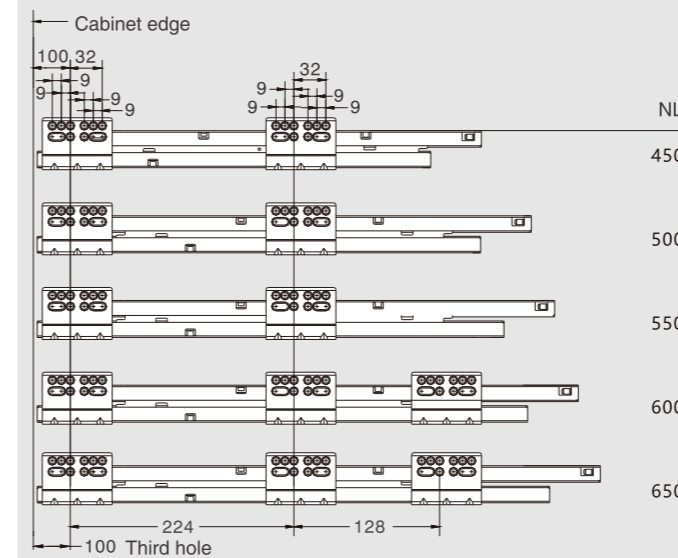
2 Drawer Sides and Cover Caps (left/right) /Industrial Package			
White(E01)! Silver Grey(E18)! Grey Matt(E30)! S.Steel(F04)			
NL	item No.	Set/ctn	
450mm	MM01450	5	
500mm	MM01500	5	
550mm	MM01550	5	
600mm	MM01600	5	
650mm	MM01650	5	

4 Front Fixing-brackets (left/right) /Industrial Package			
White(H03)! Silver Grey(H12)! Dark Grey(H11)			
NL	item No.	Set/ctn	
	M01017	60	

3 Back Fixing-brackets (left/right) / Industrial Package			
White(E01)! Silver Grey(E18)! Grey Matt(E30)! Chrome Plated(C01)			
NL	item No.	Set/ctn	
	M01037	60	

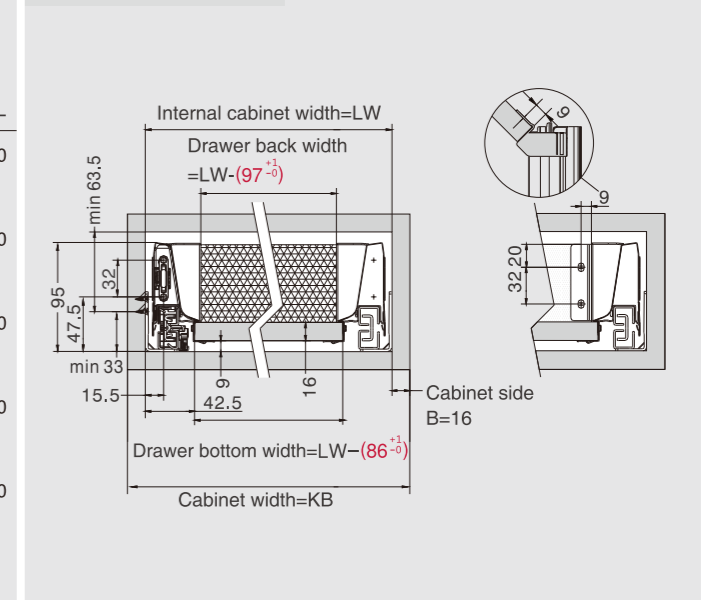


#### Screw Positions of the Slides(mm)

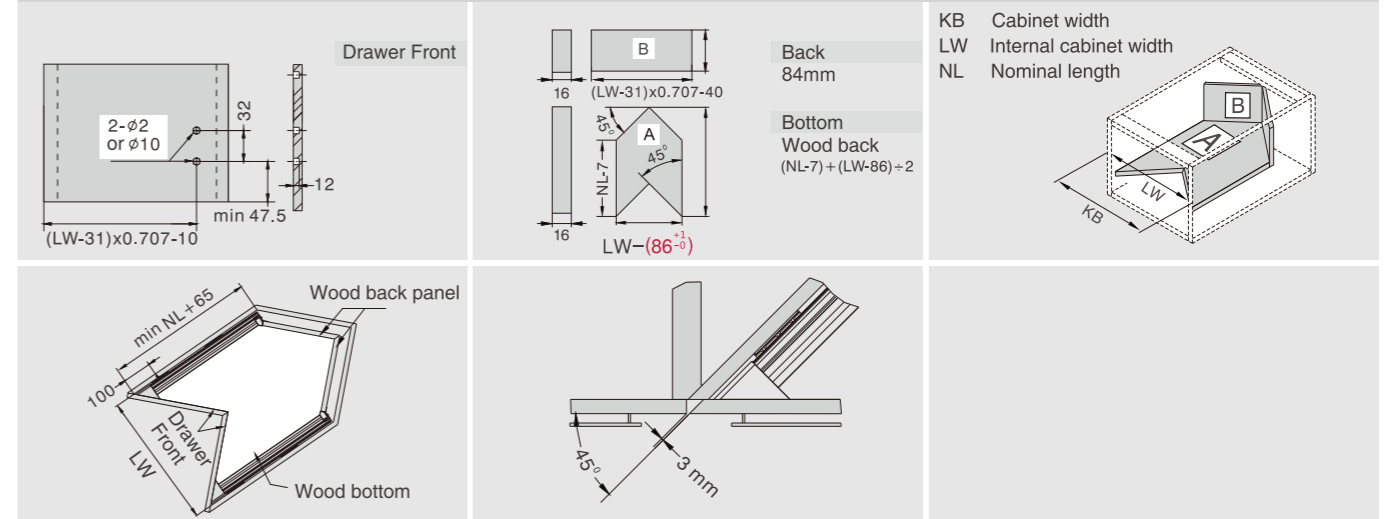


#### Installation Dimensions(mm)

LW=Internal Cabinet Width

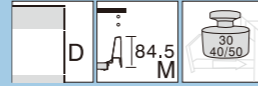


#### Drawer Front,Back and Bottom Dimensions(mm)



# DRAGON-BOX

## MM01 Series Double Wall Drawer System (High Drawer: D Height)



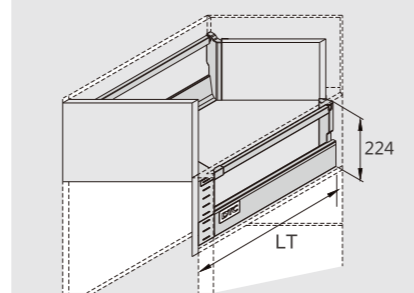
### PRODUCT



### DESCRIPTION

- Concealed, full extension
- Dynamic load capacity: 30/40/50kg
- Tool free assembly and removal of drawer
- Silent system guarantees smooth run without noise
- Up&down adjustment, left&right adjustment
- Finish: White(E01), Silver grey(E18), Grey matt(E30), Stainless steel(F04)

### SPACE REQUIREMENT

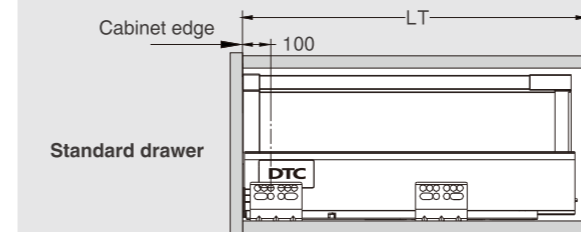


LT=Internal Cabinet Depth  
Soft close slides LT=NL+65

### PLANNING

#### Installation Dimensions(mm)

NL=Nominal Slide Length      Soft close slides LT=NL+65  
LT=Internal Cabinet Depth



#### Cabinet Configuration

Cabinet widths/KB(mm)	Soft close drawer Stabilizer	
300	-	not recommended
350	-	
400	-	
450	-	
500	-	recommended
600	-	
800	○	
900	○	
1000	○	
1200	○	

### HIGH CORNER DRAWER WITH SINGLE SQUARE RAILING FOR WOOD DRAWER BACK

Kit Package			
White(E01)! Silver Grey(E18)! Grey Matt(E30)! S.Steel(F04)			
NL	Soft close item No.	Set/ctn	
450mm	MM014504PP	1	
500mm	MM015004PP	1	
550mm	MM015504PP	1	
600mm	MM016004PP	1	
650mm	MM016504PP	1	

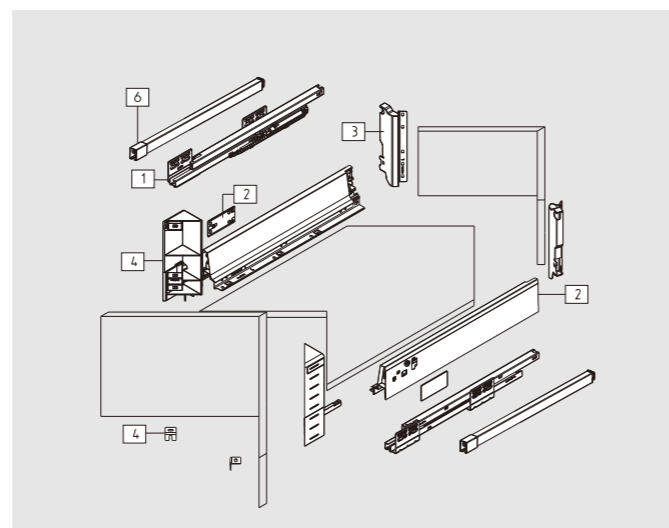
1 Slides (left/right) / Industrial Package			
Pre-zinc Steel (F02)			
NL	Soft close item No.	Set/ctn	
450mm	M014504H	5	
500mm	M015004H	5	
550mm	M015504H	5	
600mm	M016004H	5	
650mm	M016504H	5	

2 Drawer Sides and Cover Caps (left/right) /Industrial Package			
White(E01)! Silver Grey(E18)! Grey matt(E30)! S.Steel(F04)			
NL	item No.	Set/ctn	
450mm	MM01450	5	
500mm	MM01500	5	
550mm	MM01550	5	
600mm	MM01600	5	
650mm	MM01650	5	

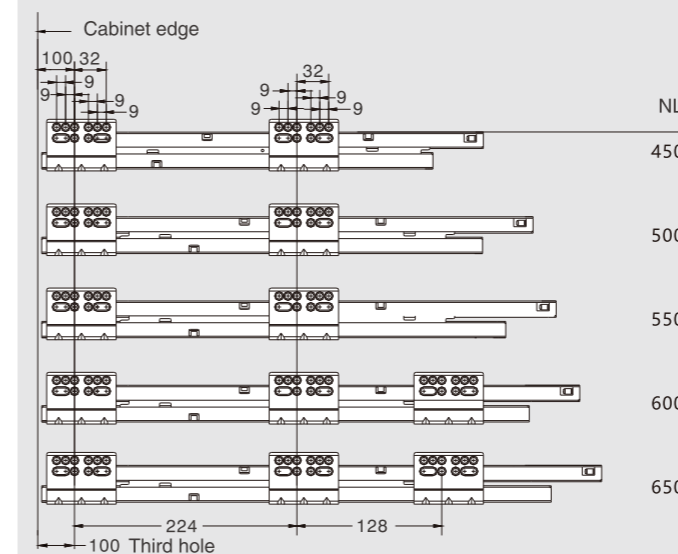
6 Square Side Rails (left/right) / Industrial Package			
White(E01)! Silver Grey(E18)! Grey Matt(E30)! Chrome Plated(C01)			
NL	item No.	Set/ctn	
450mm	M0104J450	60	
500mm	M0104J500	60	
550mm	M0104J550	60	
600mm	M0104J600	60	
650mm	M0104J650	60	

3 Back Fixing-brackets (left/right) / Industrial Package			
White(E01)! Silver Grey(E18)! Grey Matt(E30)! Chrome Plated(C01)			
item No.	Set/ctn		
M01038	20		

4 Front Fixing-brackets (left/right) /Industrial Package			
White(H03)! Silver Grey(H12)! Dark Grey(H11)			
item No.	Set/ctn		
M0101L	20		

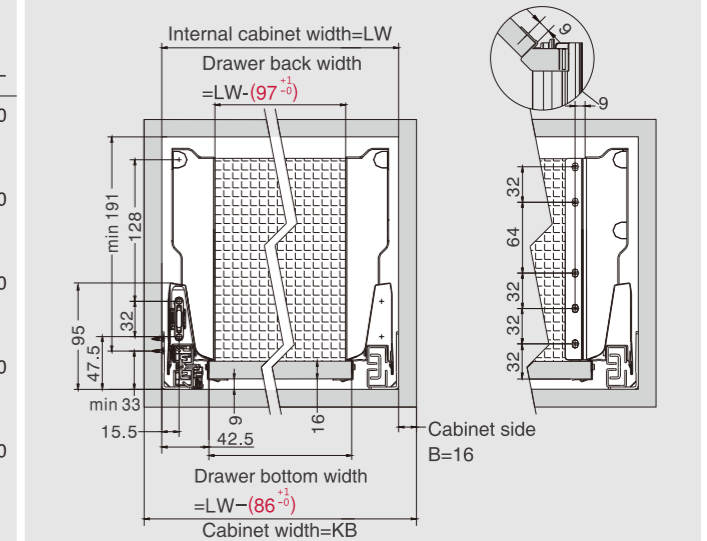


#### Screw Positions of the Slides(mm)

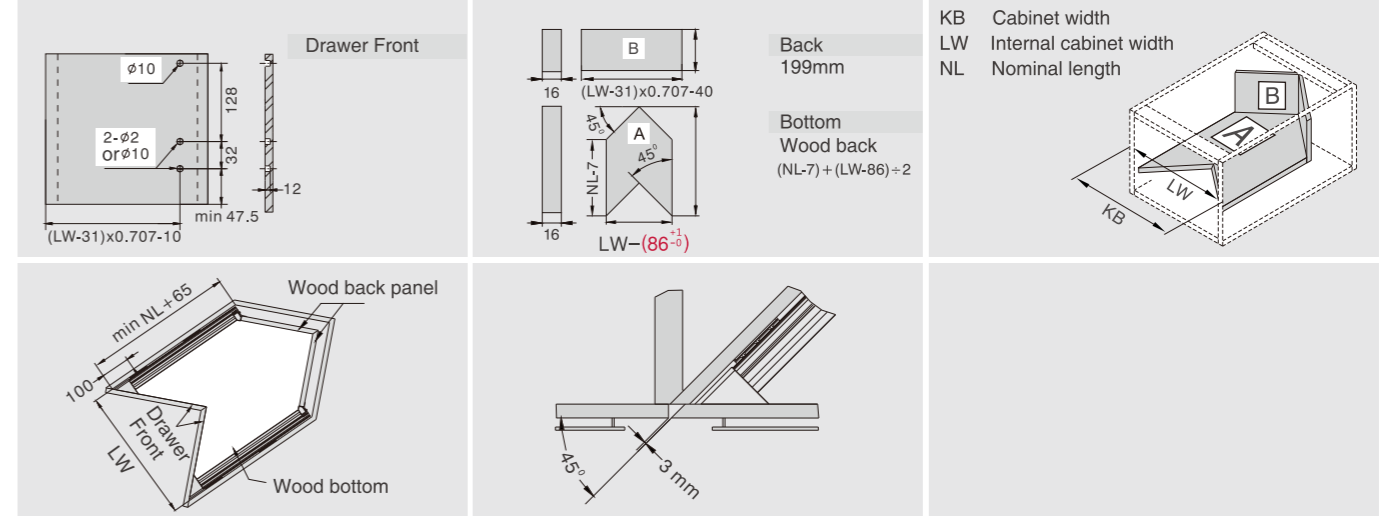


#### Installation Dimensions(mm)

LW=Internal Cabinet Width

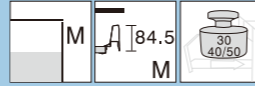


#### Drawer Front,Back and Bottom Dimensions(mm)



# DRAGON-BOX

## MM01 Series Double Wall Drawer System (Low Drawer: M Height)



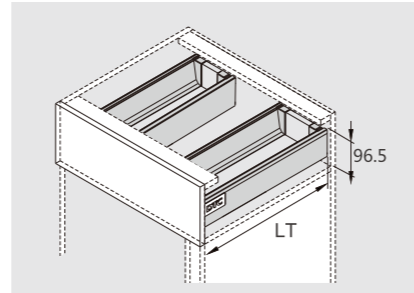
### PRODUCT



### DESCRIPTION

- Concealed, full extension
- Dynamic load capacity: 30/40/50kg
- Tool free assembly and removal of drawer
- Silent system guarantees smooth run without noise
- Up&down adjustment, left&right adjustment
- Finish: White(E01), Silver grey(E18), Grey matt(E30), Stainless steel(F04)

### SPACE REQUIREMENT

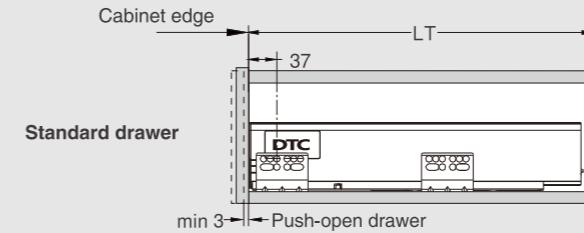


LT=Internal Cabinet Depth  
Soft close slides LT=NL+3  
Push-open slides LT=NL+35

### PLANNING

#### Installation Dimensions(mm)

NL=Nominal Slide Length  
LT=Internal Cabinet Depth  
Soft close slides LT=NL+3  
Push-open slides LT=NL+35



#### Cabinet Configuration

Cabinet widths/KB(mm)	Soft close drawer Stabilizer	Push-open drawer Synchronization rod	
300	-	○	not recommended
350	-	○	
400	-	○	
450	-	○	
500	-	○	recommended
600	-	○	
800	○	●	strongly recommended
900	○	●	
1000	○	●	
1200	○	●	

### LOWER SINK DRAWER FOR WOOD DRAWER BACK

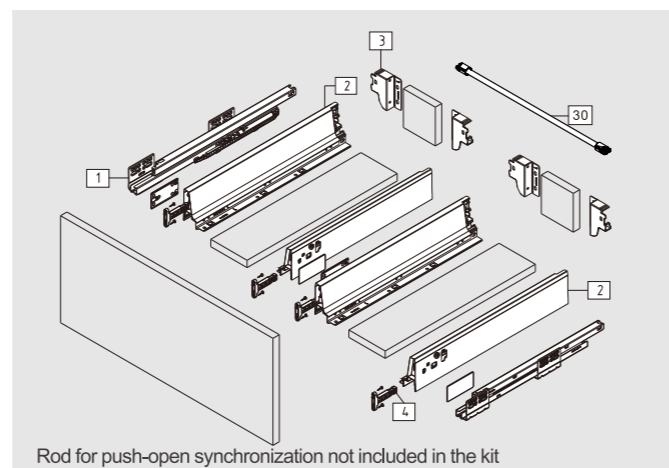
Kit Package				
White(E01)! Silver Grey(E18)! Grey Matt(E30)! S.Steel(F04)				
NL	Soft close item No.	Push-open item No.	Set/ctn	
450mm	MM014504G	MM514504G	1	
500mm	MM015004G	MM515004G	1	
550mm	MM015504G	MM515504G	1	
600mm	MM016004G	MM516004G	1	
650mm	MM016504G	MM516504G	1	

1 Slides (left/right) / Industrial Package				
Pre-zinc Steel (F02)				
NL	Soft close item No.	Push-open item No.	Set/ctn	
450mm	M014504H	M514504H	5	
500mm	M015004H	M515004H	5	
550mm	M015504H	M515504H	5	
600mm	M016004H	M516004H	5	
650mm	M016504H	M516504H	5	

2 Drawer Sides and Cover Caps (left/right) /Industrial Package			
White(E01)! Silver Grey(E18)! Grey Matt(E30)! S.Steel(F04)			
NL	item No.	Set/ctn	
450mm	MM01450	5	
500mm	MM01500	5	
550mm	MM01550	5	
600mm	MM01600	5	
650mm	MM01650	5	

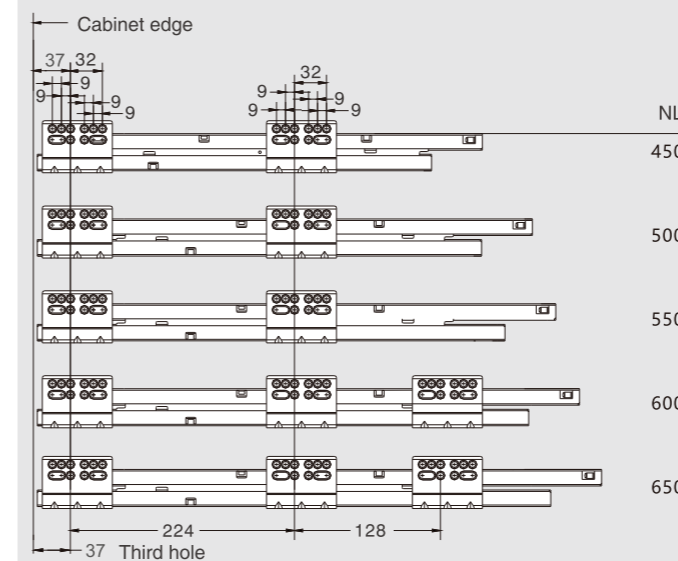
4 Front Fixing-brackets (left/right) /Industrial Package			
Zinc Plated (B01)			
	item No.	Set/ctn	
Screw-on	M01011	120	
Press-in	M01016	120	

3 Back Fixing-brackets (left/right) / Industrial Package			
White(E01)! Silver Grey(E18)! Grey Matt(E30)! Chrome Plated(C01)			
	item No.	Set/ctn	
	M01031	60	



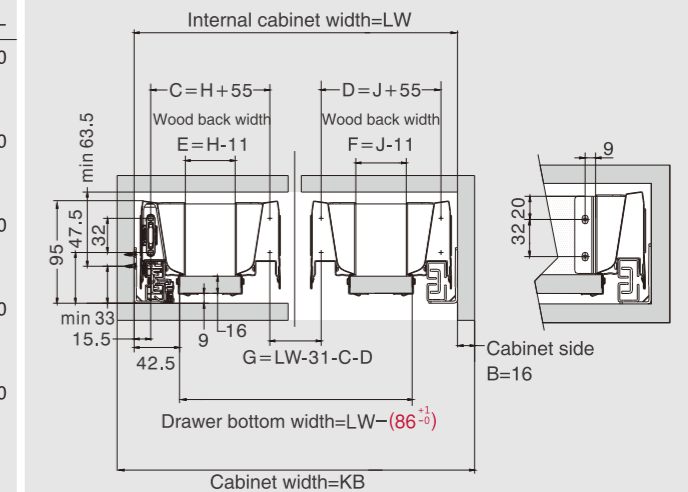
Rod for push-open synchronization not included in the kit

#### Screw Positions of the Slides(mm)

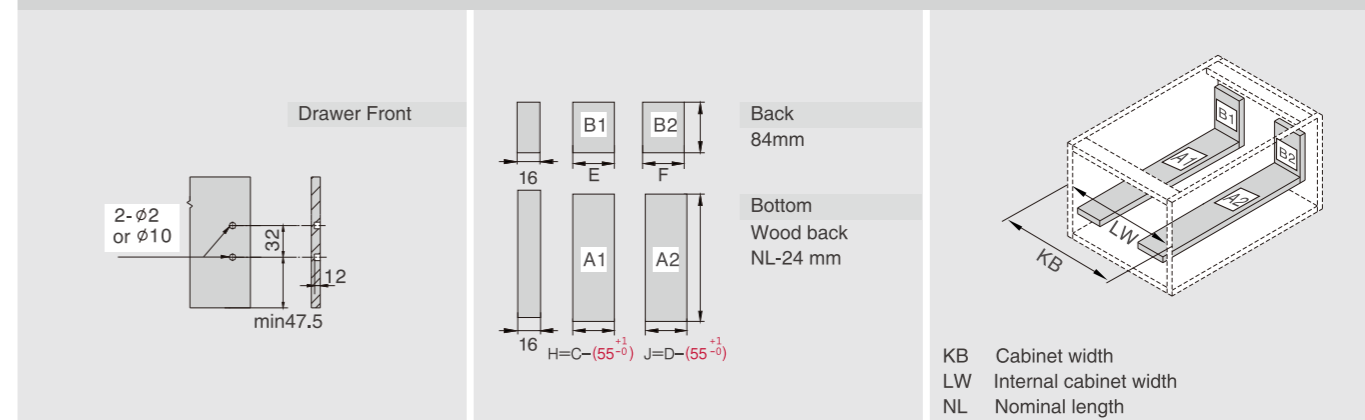


#### Installation Dimensions(mm)

LW=Internal Cabinet Width

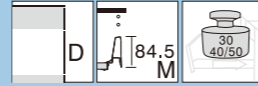


#### Drawer Front, Back and Bottom Dimensions(mm)



# DRAGON-BOX

## MM01 Series Double Wall Drawer System (High Drawer: D Height)



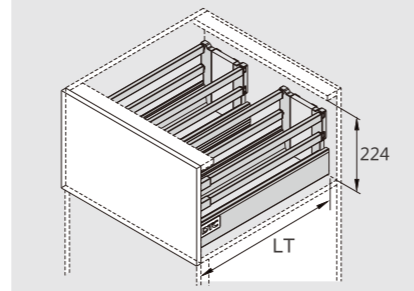
### PRODUCT



### DESCRIPTION

- Concealed, full extension
- Dynamic load capacity: 30/40/50kg
- Tool free assembly and removal of drawer
- Silent system guarantees smooth run without noise
- Up&down adjustment, left&right adjustment
- Finish: White(E01), Silver grey(E18), Grey matt(E30), Stainless steel(F04)

### SPACE REQUIREMENT

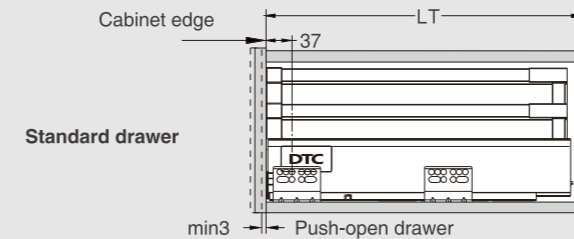


LT=Internal Cabinet Depth  
Soft close slides LT=NL+3  
Push-open slides LT=NL+35

### PLANNING

#### Installation Dimensions(mm)

NL=Nominal Slide Length  
LT=Internal Cabinet Depth  
Soft close slides LT=NL+3  
Push-open slides LT=NL+35



#### Cabinet Configuration

Cabinet widths/KB(mm)	Soft close drawer Stabilizer	Push-open drawer Synchronization rod	
300	-	○	not recommended
350	-	○	
400	-	○	
450	-	○	
500	-	○	recommended
600	-	○	
800	○	●	strongly recommended
900	○	●	
1000	○	●	
1200	○	●	

### HIGH SINK DRAWER WITH DOUBLE SQUARE RAILING FOR WOOD DRAWER BACK

Kit Package				
White(E01)! Silver Grey(E18)! Grey matt(E30)! S.Steel(F04)				
NL	Soft close item No.	Push-open item No.	Set/ctn	
450mm	MM014504KK	MM514504KK	1	
500mm	MM015004KK	MM515004KK	1	
550mm	MM015504KK	MM515504KK	1	
600mm	MM016004KK	MM516004KK	1	
650mm	MM016504KK	MM516504KK	1	

1 Slides (left/right) / Industrial Package				
Pre-zinc Steel (F02)				
NL	Soft close item No.	Push-open item No.	Set/ctn	
450mm	M014504H	M514504H	5	
500mm	M015004H	M515004H	5	
550mm	M015504H	M515504H	5	
600mm	M016004H	M516004H	5	
650mm	M016504H	M516504H	5	

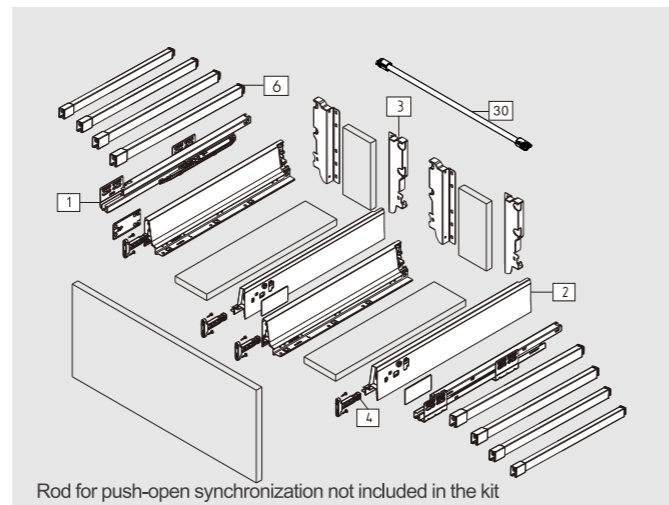
2 Drawer Sides and Cover Caps (left/right) /Industrial Package		
White(E01)! Silver Grey(E18)! Grey matt(E30)! S.Steel(F04)		
NL	item No.	Set/ctn
450mm	MM01450	5
500mm	MM01500	5
550mm	MM01550	5
600mm	MM01600	5
650mm	MM01650	5

6 Square Side Rails (left/right) / Industrial Package			
White(E01)! Silver Grey(E18)! Grey matt(E30)! Chrome Plated(C01)			
NL	item No.	Set/ctn	
450mm	M0104S450	60	
500mm	M0104S500	60	
550mm	M0104S550	60	
600mm	M0104S600	60	
650mm	M0104S650	60	

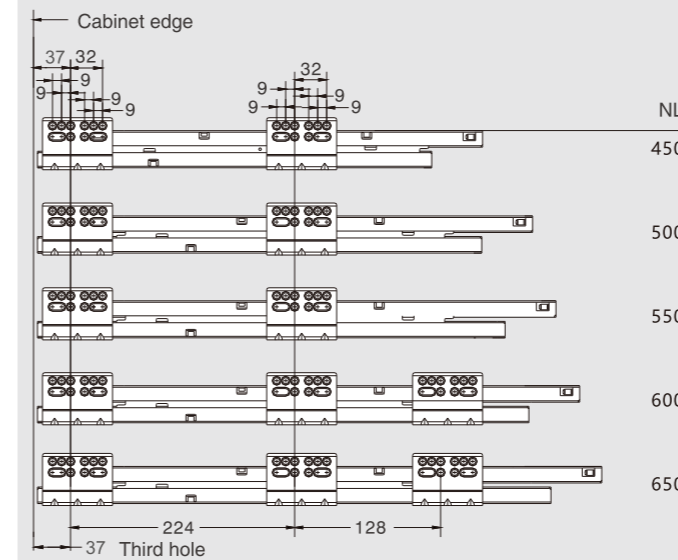
3 Back Fixing-brackets (left/right) / Industrial Package		
White(E01)! Silver Grey(E18)! Grey matt(E30)! Chrome Plated(C01)		
item No.	Set/ctn	
M01033	20	

4 Front Fixing-brackets (left/right) /Industrial Package		
Zinc Plated (B01)		
item No.	Set/ctn	
Screw-on M01011	120	
Press-in M01016	120	

30 Rod for Push-open Synchronization / Industrial Package		
Size:1100mm.Cutting:Internal cabinet width LW-114		
Item No.	Set/ctn	
M0FH02	60	

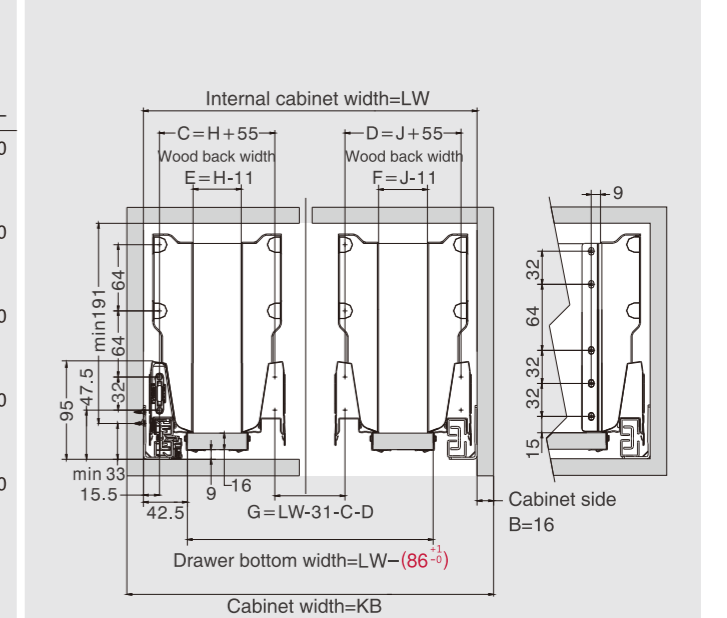


#### Screw Positions of the Slides(mm)

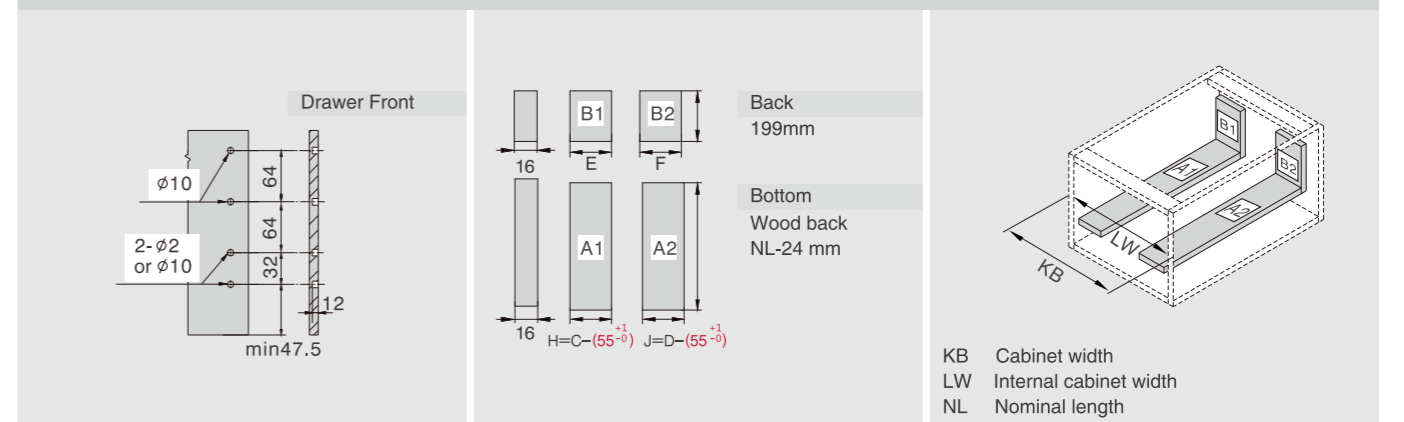


#### Installation Dimensions(mm)

LW=Internal Cabinet Width



#### Drawer Front,Back and Bottom Dimensions(mm)



# DRAGON-BOX

## MM01/ MM02 Series Double Wall Drawer System



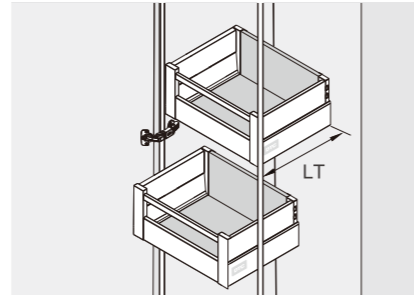
### PRODUCT



### DESCRIPTION

- Concealed, full extension
- Dynamic load capacity: 30/40/50kg
- Tool free assembly and removal of drawer
- Silent system guarantees smooth run without noise
- Up&down adjustment, left&right adjustment
- Finish: White(E01), Silver grey(E18), Grey matt(E30), Stainless steel(F04)

### SPACE REQUIREMENT



LT=Internal Cabinet Depth

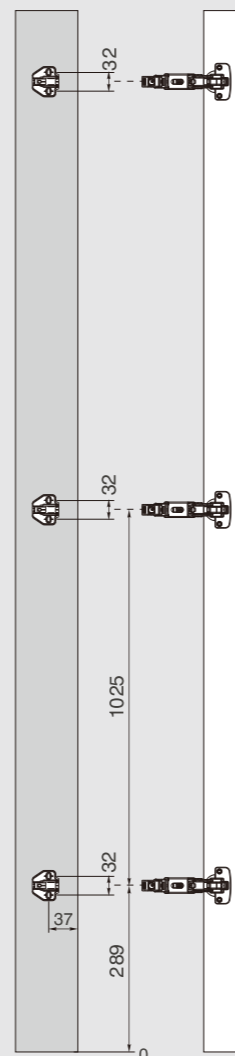
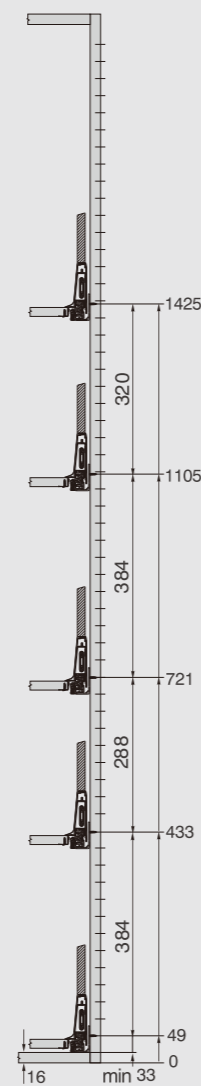
### DRAWER FOR LARDER UNIT

Inner drawer recommendation			
See page	340	344	348


  

Door hinge recommendation			
Snap-on Soft close Hinge 155° ( Cam-adjustable)	102		

### Space requirement in cabinet      Cabinet drilling dimensions(mm)



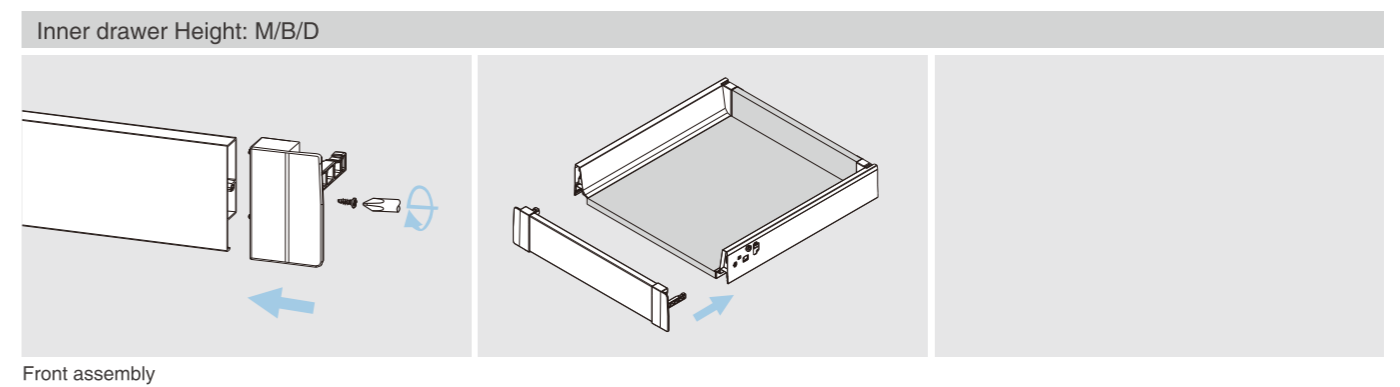
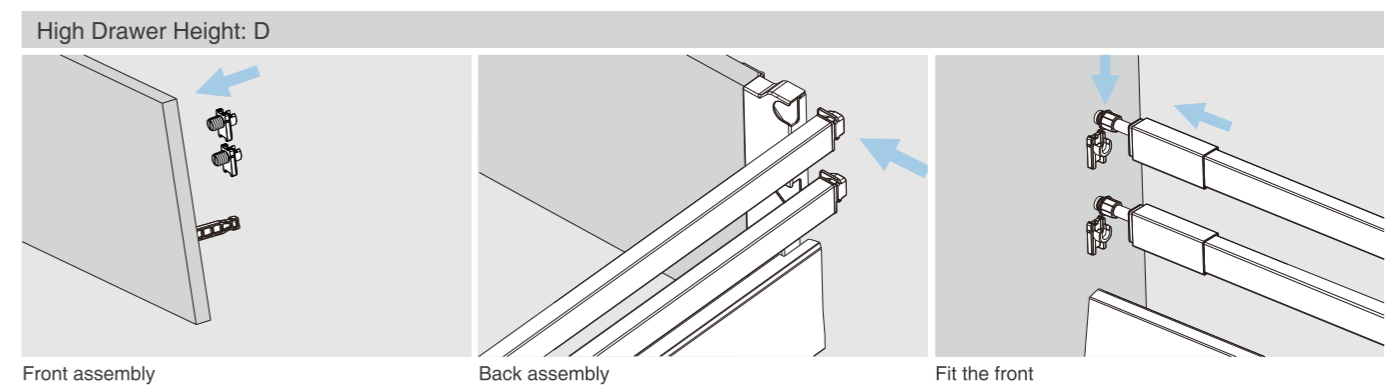
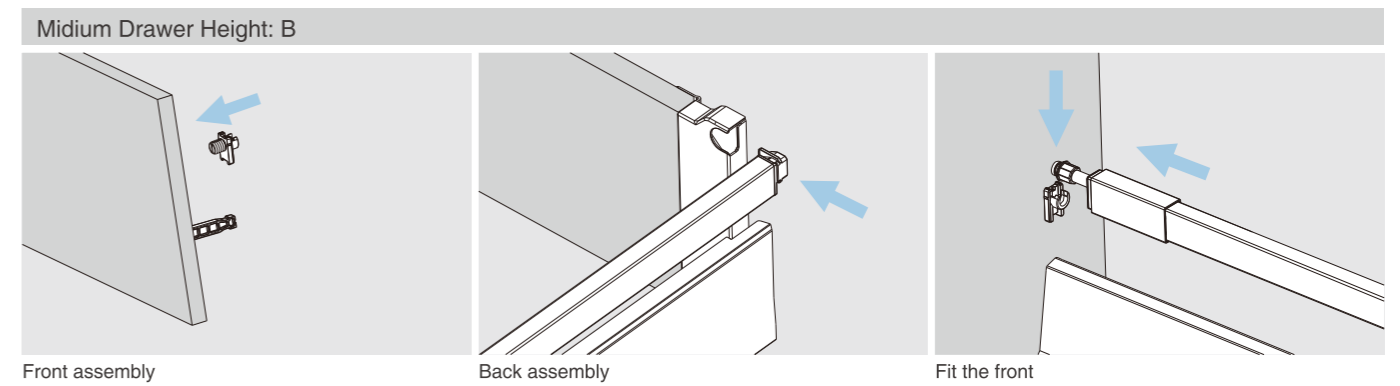
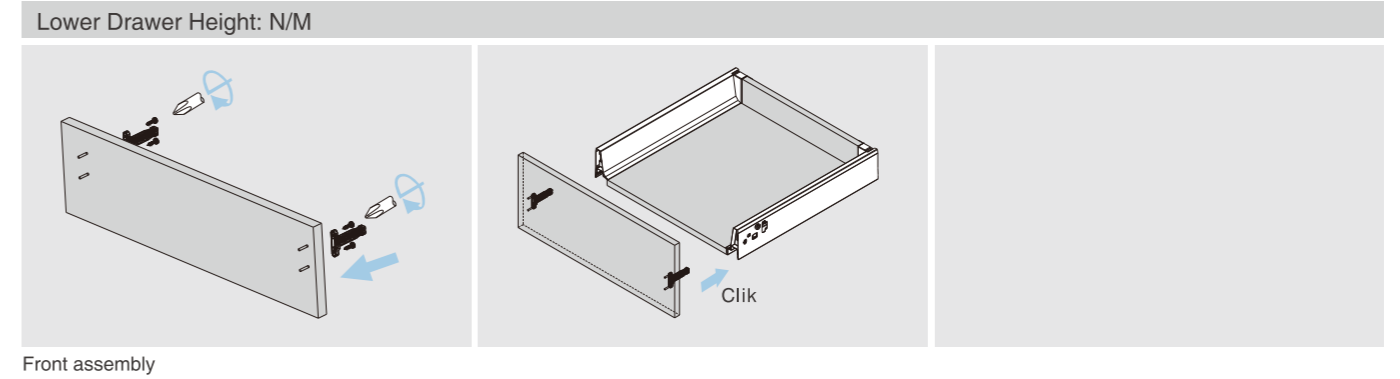
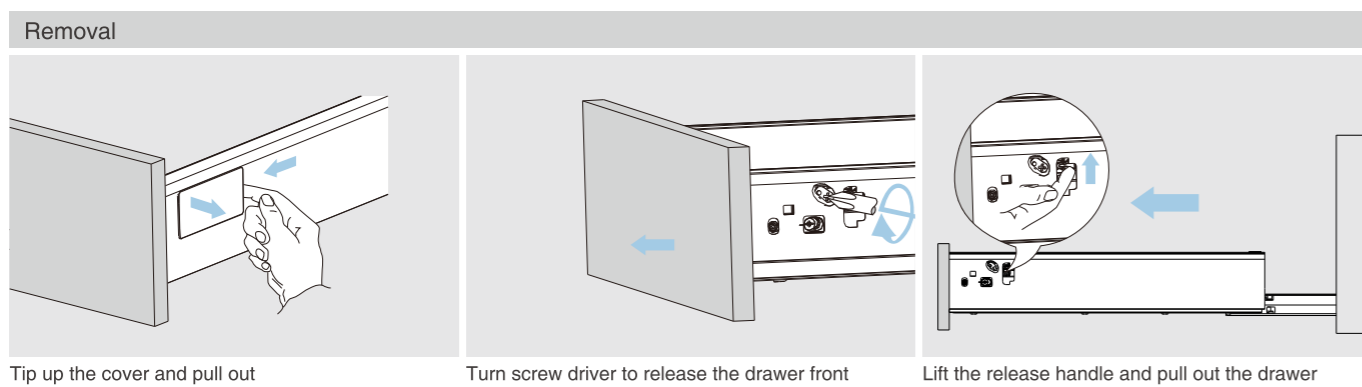
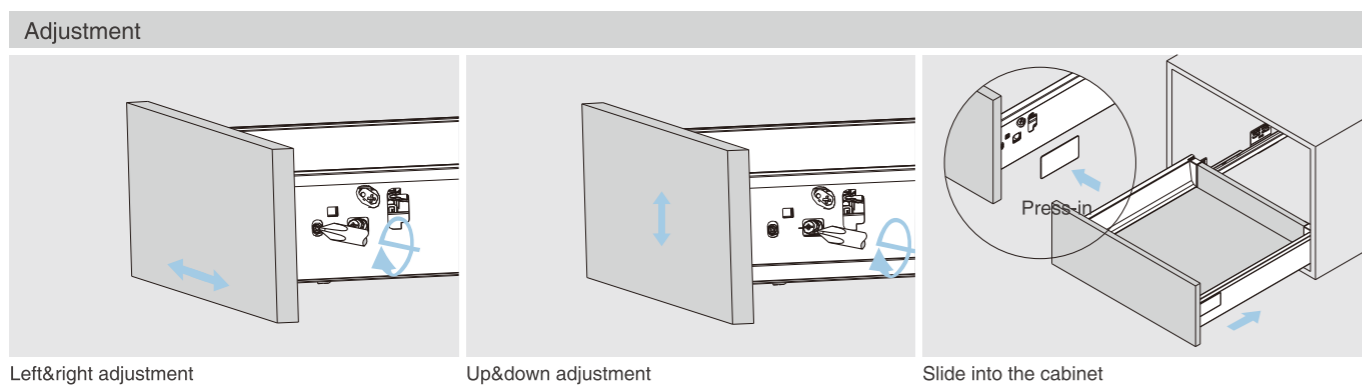
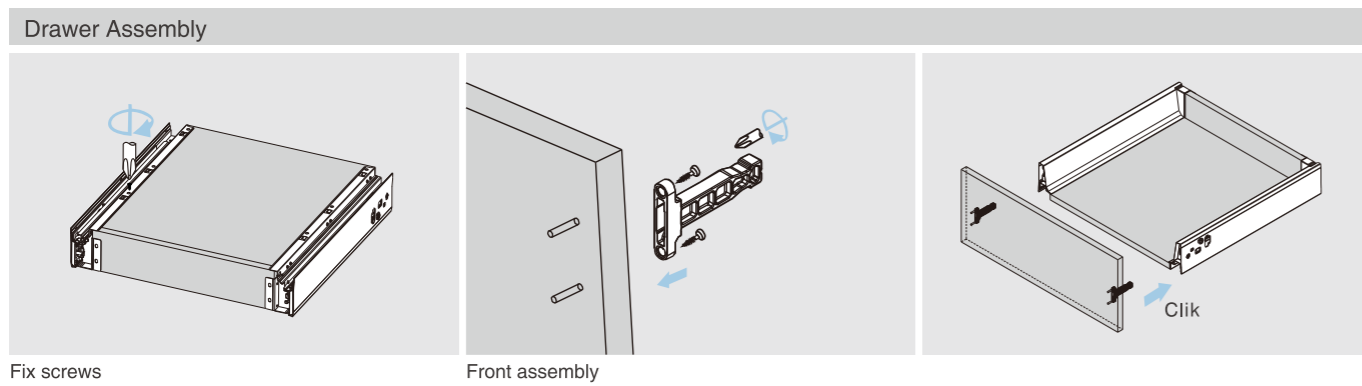
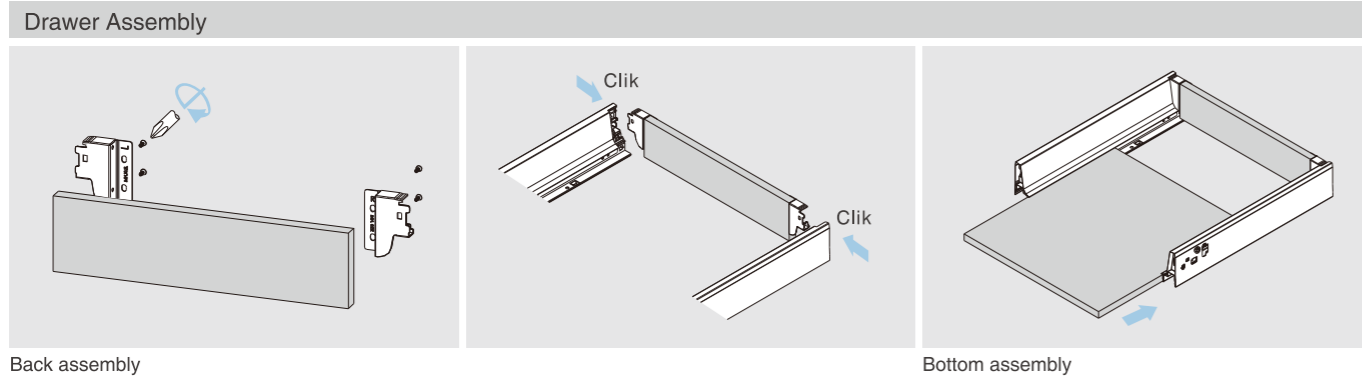
All dimensions are aligned with the 32mm system.  
1st system drilling based on cabinet base 16mm and bottom gap=0mm.



DTC is always innovating!  
For more information, please visit our website [www.dtc.dtc.com](http://www.dtc.dtc.com)

# ASSEMBLY AND ADJUSTMENT

## Assembly and Adjustment(for DRAGON-BOX MM01 Series)

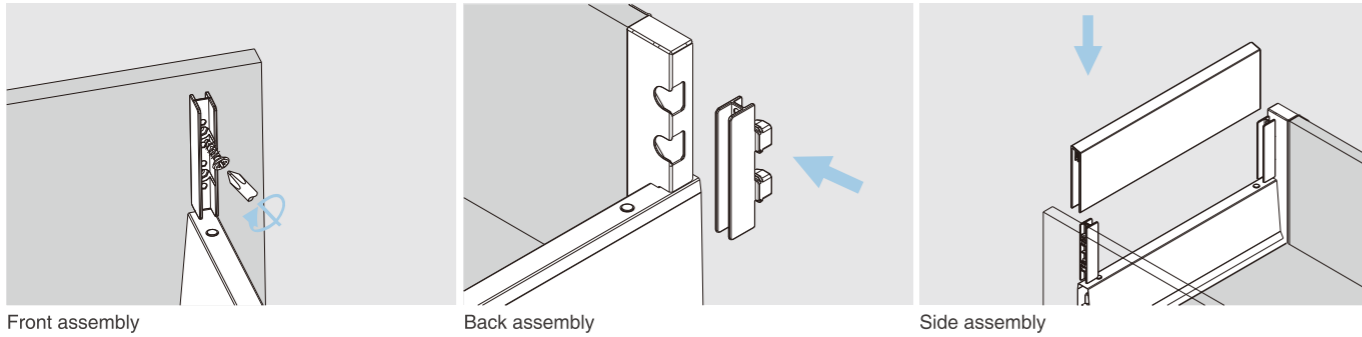


# ASSEMBLY AND ADJUSTMENT

## Assembly and Adjustment(for DRAGON-BOX MM01 Series)



### Double-wall Metal-boxside for High Drawer Height: D

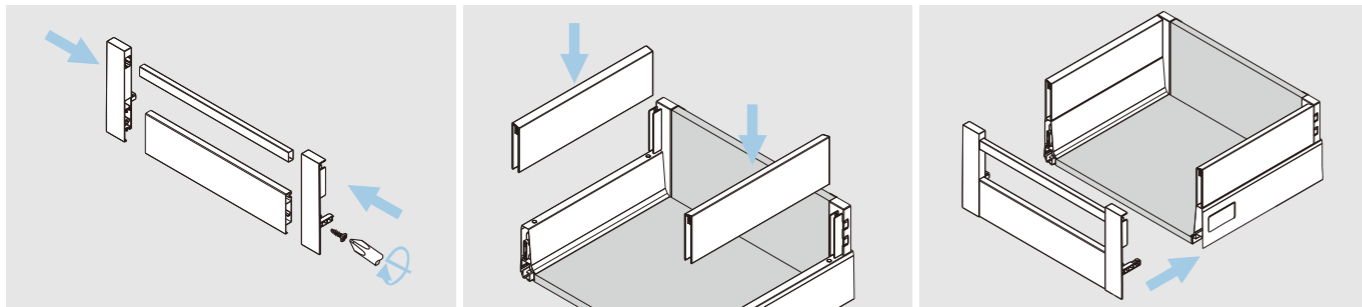


Front assembly

Back assembly

Side assembly

### Inner Double-wall Metal-boxside for High Drawer Height: D

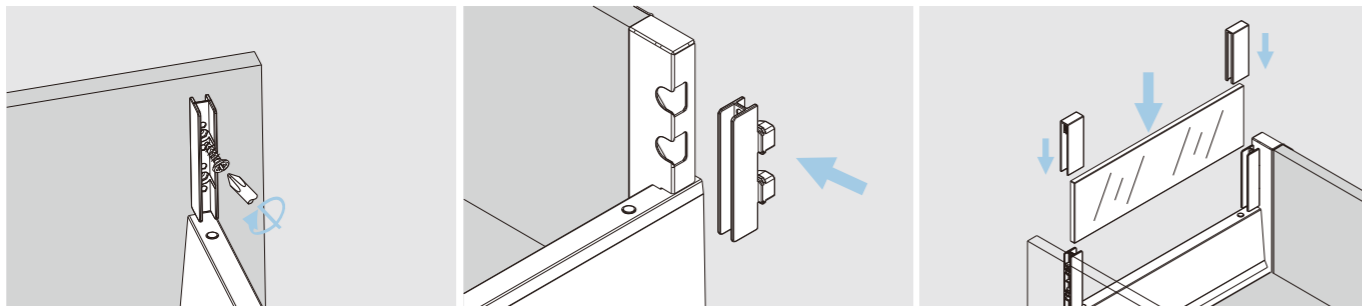


Front assembly

Side assembly

Front assembly

### Glass-boxside for High Drawer Height: D

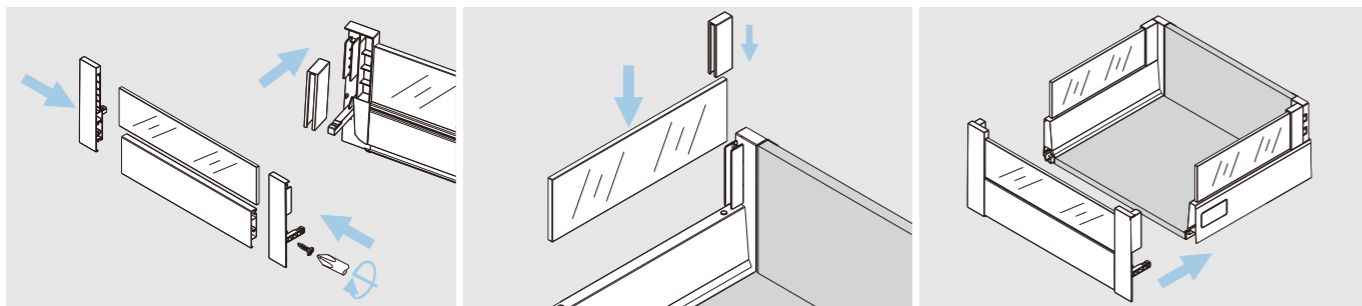


Front assembly

Back assembly

Side assembly

### Inner Glass-boxside for High Drawer Height: D

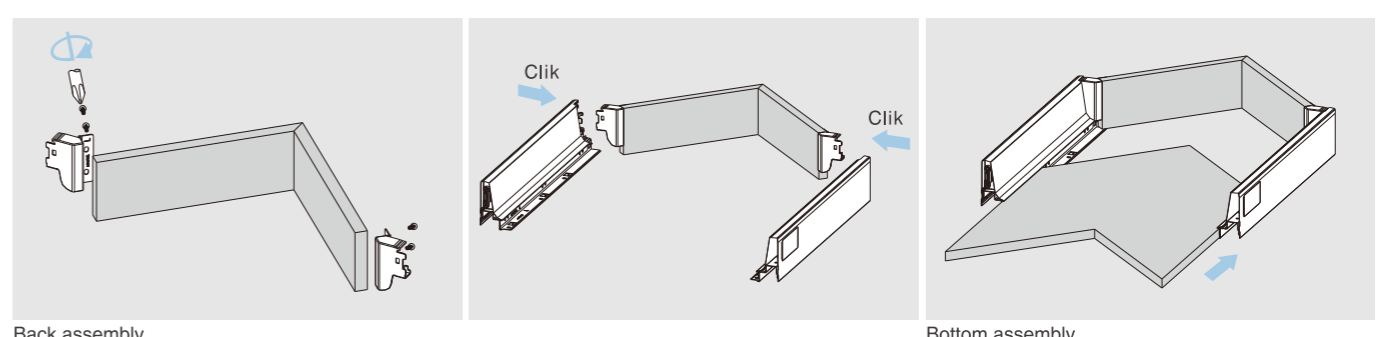


Front assembly

Side assembly

Front assembly

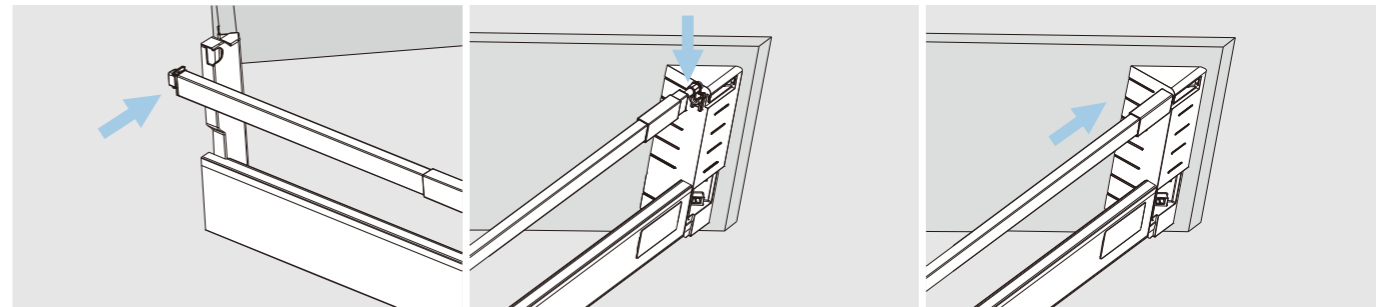
### Lower Corner Drawer Height: M



Back assembly

Bottom assembly

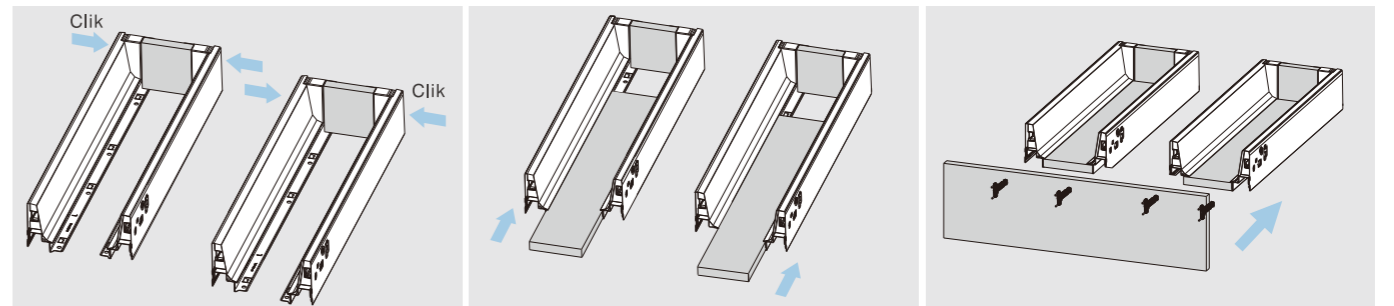
### High Corner Drawer Height: D



Back assembly

Front assembly

### Lower Sink Drawer Height: M

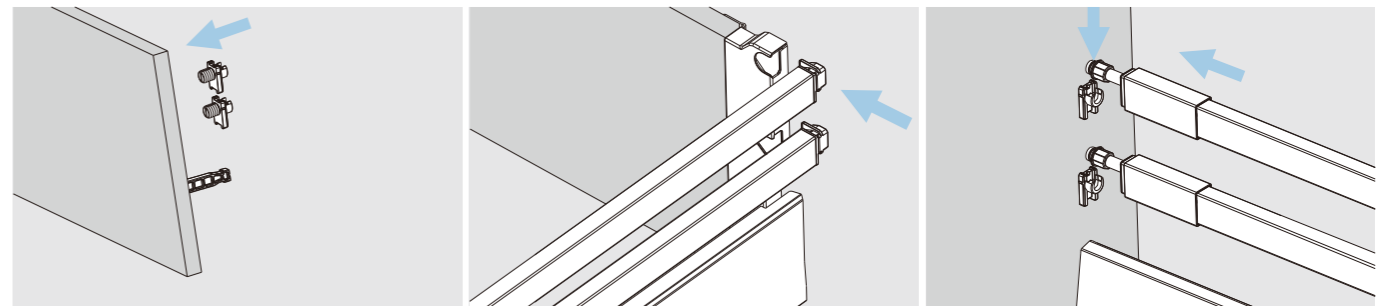


Back assembly

Bottom assembly

Front assembly

### High Sink Drawer Height: D



Front assembly

Back assembly

Fit the front

# METAL DRAWER BACKS

Metal Drawer Backs (for MM01)



## ORDER INFORMATION

Metal Back Height N			
White(E01)! Silver Grey(E18)! Grey Matt(E30)! S.steel(F04)			
Cabinet width	Item No.	Pcs/ctn	
300	M00034300	40	
500	M00034500	40	
600	M00034600	40	
800	M00034800	20	
1000	M000341000	20	

Metal Back Height M			
White(E01)! Silver Grey(E18)! Grey Matt(E30)! S.steel(F04)			
Cabinet width	Item No.	Pcs/ctn	
300	M01034300	40	
500	M01034500	40	
600	M01034600	40	
800	M01034800	20	
1000	M010341000	20	

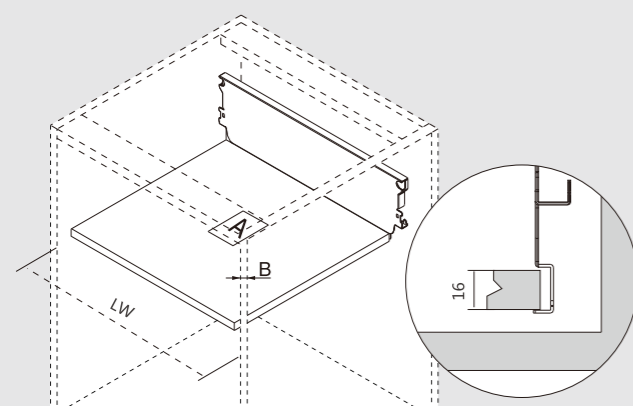
Metal Back Height K			
White(E01)! Silver Grey(E18)! Grey Matt(E30)! S.Steel(F04)			
Cabinet width	Item No.	Pcs/ctn	
300	M02033300	40	
500	M02033500	40	
600	M02033600	40	
800	M02033800	20	
1000	M020331000	20	

Metal Back Height B			
White(E01)! Silver Grey(E18)! Grey Matt(E30)! S.Steel(F04)			
Cabinet width	Item No.	Pcs/ctn	
300	M01035300	20	
500	M01035500	20	
600	M01035600	20	
800	M01035800	10	
1000	M010351000	10	

Metal Back Height C			
White(E01)! Silver Grey(E18)! Grey Matt(E30)! S.Steel(F04)			
Cabinet width	Item No.	Pcs/ctn	
300	M02034300	20	
500	M02034500	20	
600	M02034600	20	
800	M02034800	10	
1000	M020341000	10	

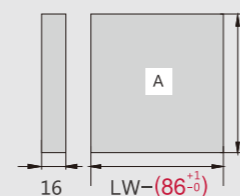
Metal Back Height D			
White(E01)! Silver Grey(E18)! Grey Matt(E30)! S.Steel(F04)			
Cabinet width	Item No.	Pcs/ctn	
300	M01036300	10	
500	M01036500	10	
600	M01036600	10	
800	M01036800	10	
1000	M010361000	10	

### Calculation of Width




Cabinet side thickness: B=16mm. For different cabinet side thickness e.g 18mm or 19mm, customised metal back is needed.

### Cutting dimensions for 16mm chipboard



Bottom NL=22 mm  
LW Internal cabinet width  
NL Nominal length



DTC is always innovating!  
For more information, please visit our website [www.dtcetc.com](http://www.dtcetc.com)




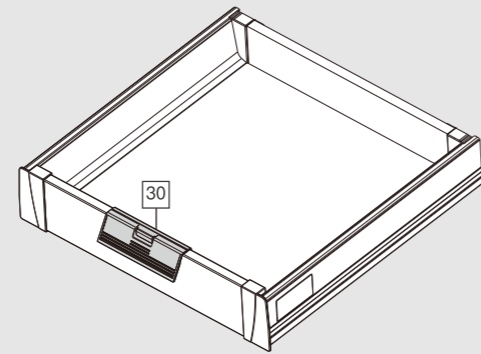
# ACCESSORIES

Accessories (for DRAGON-BOX)

## ORDER INFORMATION

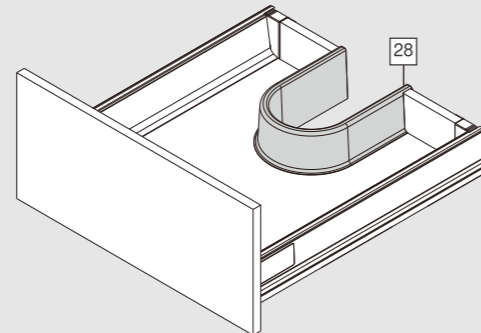
For Lower Inner Drawer

<b>30</b>	Handle / Industrial package
	White(H03)! Dark Grey(H11)
Item No.	<b>M01024</b>
Pcs/ctn	60



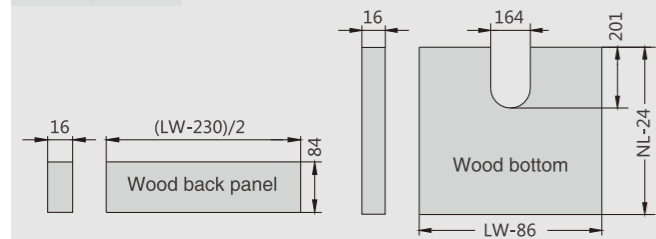
For Sink Drawer

	U-shaped Piece / Industrial package
	White(H03)! Silver Grey(H12)
Item No.	<b>M0103M</b>
Pcs/ctn	10



Drawer Back and Bottom Dimensions

For MM/M series



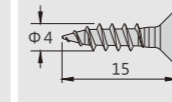

# ACCESSORIES

Front Fixing Brackets Accessories (for DRAGON-BOX)

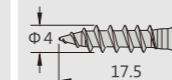
## ORDER INFORMATION

Screws

Wood screw



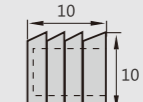

Drilling $\Phi$ 2
Item No. <b>E-100</b>
Pcs/ctn 2000



Drilling $\Phi$ 2
Item No. <b>E-100-A</b>
Pcs/ctn 2000

Dowels

M10 nylon socket




Drilling $\Phi$ 2
Item No. <b>003F</b>
Pcs/ctn 2000

# DIVIDING ACCESSORIES


Dividing Accessories (for DRAGON-BOX)

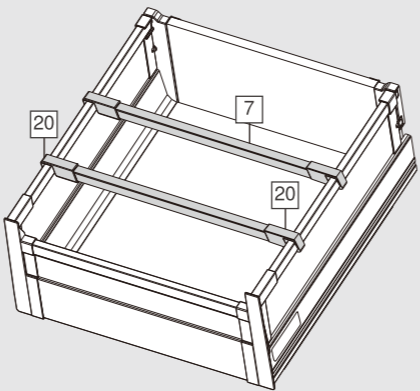
## ORDER INFORMATION

Applicable with Square Railing for Medium and High Drawer


<b>20</b>		Cross Divider Connector (left/right) / Industrial package White(H03)! Silver Grey(H12)	<b>M01077</b>
		Item No.	
		Set/ctn	200


<b>7</b>		Cross Rail / Industrial package /For cutting to size,1100mm.Cutting:Internal cabinet width LW-74	<b>M01078</b>
		White(E01)! Silver Grey(E18)	
		Item No.	
		Pcs/ctn	120




Applicable with Square Railing for Medium and High Drawer

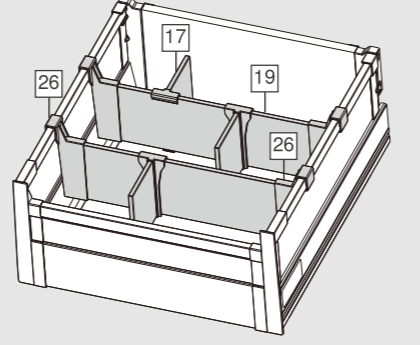
<b>17</b>		Divider / Industrial package White(H03)! Silver Grey(H12)	<b>M01076</b>
		Item No.	
		Pcs/ctn	60


<b>26</b>		Cross Divider Connector (left/right) / Industrial package White(H03)! Silver Grey(H12)	<b>M01079</b>
		Item No.	
		Set/ctn	60


<b>19</b>		Cross Divider / Industrial package /For cutting to size,1100mm.Cutting:Internal cabinet width LW-74	<b>M01023</b>
		White(E01)! Silver Grey(E18)	
		Item No.	
		Pcs/Ctn	20




Applicable with Glass boxside for High Drawer

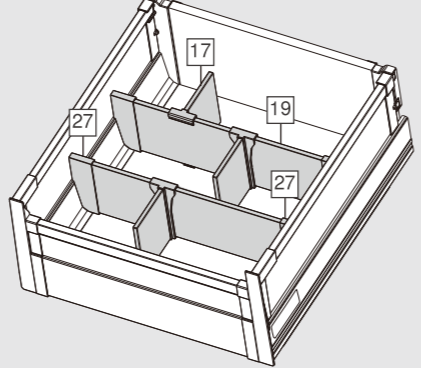
<b>17</b>		Divider / Industrial package White(H03)! Silver Grey(H12)	<b>M01076</b>
		Item No.	
		Pcs/Ctn	60

<b>27</b>		Cross Divider Connector (left/right) / Industrial package White(H03)! Silver Grey(H12)	<b>M01075</b>
		Item No.	
		Set/Ctn	60

<b>19</b>		Cross Divider / Industrial package /For cutting to size,1100mm.Cutting:Internal cabinet width LW-74	<b>M01023</b>
		White(E01)! Silver Grey(E18)	
		Item No.	
		Pcs/Ctn	20





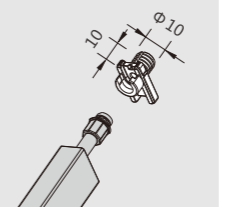

# DOUBLE-WALL DRAWER RAILINGS



Double-wall Drawer Railings

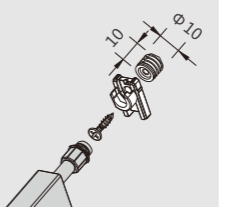
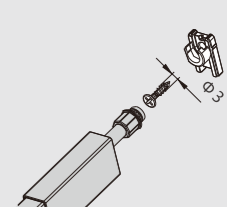
## ORDER INFORMATION

Metal Square Railing - For Standard Drawer



	Square Side Rails (left/right) / Industrial package			Square Side Rails (left/right)/ Industrial package		
White(E01)! Silver Grey(E18)! Chrome Plated(C01)			White(E01)! Silver Grey(E18)! Chrome Plated(C01)			
NL	Item No.	Set/ctn	NL	Item No.	Set/ctn	
	350mm	<b>M0104S350</b>	60	350mm	<b>M0104K350</b>	60
	400mm	<b>M0104S400</b>	60	400mm	<b>M0104K400</b>	60
	450mm	<b>M0104S450</b>	60	450mm	<b>M0104K450</b>	60
	500mm	<b>M0104S500</b>	60	500mm	<b>M0104K500</b>	60
	550mm	<b>M0104S550</b>	60	550mm	<b>M0104K550</b>	60

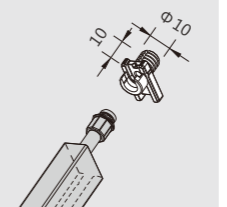
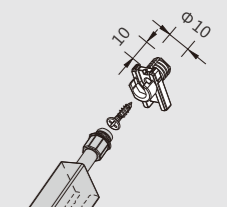





	Square Side Rails (left/right) / Industrial package			Square Side Rails (left/right) / Industrial package		
White(E01)! Silver Grey(E18)! Chrome Plated(C01)			White(E01)! Silver Grey(E18)! Chrome Plated(C01)			
NL	Item No.	Set/ctn	NL	Item No.	Set/ctn	
	350mm	<b>M0104L350</b>	60	350mm	<b>M0104M350</b>	60
	400mm	<b>M0104L400</b>	60	400mm	<b>M0104M400</b>	60
	450mm	<b>M0104L450</b>	60	450mm	<b>M0104M450</b>	60
	500mm	<b>M0104L500</b>	60	500mm	<b>M0104M500</b>	60
	550mm	<b>M0104L550</b>	60	550mm	<b>M0104M550</b>	60


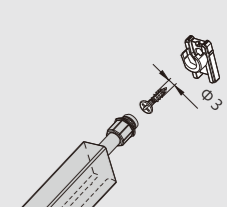



Metal Square Railing - For Glass-boxside Drawer

	Square Side Rails (left/right) / Industrial package			Square Side Rails (left/right) / Industrial package		
White(E01)! Silver Grey(E18)! Chrome Plated(C01)			White(E01)! Silver Grey(E18)! Chrome Plated(C01)			
NL	Item No.	Set/ctn	NL	Item No.	Set/ctn	
	350mm	<b>M0104T350</b>	60	350mm	<b>M0104P350</b>	60
	400mm	<b>M0104T400</b>	60	400mm	<b>M0104P400</b>	60
	450mm	<b>M0104T450</b>	60	450mm	<b>M0104P450</b>	60
	500mm	<b>M0104T500</b>	60	500mm	<b>M0104P500</b>	60
	550mm	<b>M0104T550</b>	60	550mm	<b>M0104P550</b>	60

	Square Side Rails (left/right)/ Industrial package			Square Side Rails (left/right) / Industrial package		
White(E01)! Silver Grey(E18)! Chrome Plated(C01)			White(E01)! Silver Grey(E18)! Chrome Plated(C01)			
NL	Item No.	Set/ctn	NL	Item No.	Set/ctn	
	350mm	<b>M0104Q350</b>	60	350mm	<b>M0104R350</b>	60
	400mm	<b>M0104Q400</b>	60	400mm	<b>M0104R400</b>	60
	450mm	<b>M0104Q450</b>	60	450mm	<b>M0104R450</b>	60
	500mm	<b>M0104Q500</b>	60	500mm	<b>M0104R500</b>	60
	550mm	<b>M0104Q550</b>	60	550mm	<b>M0104R550</b>	60

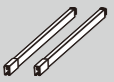



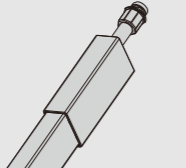
# DOUBLE-WALL DRAWER RAILINGS

Dividing Accessories (for DRAGON-BOX)


## ORDER INFORMATION

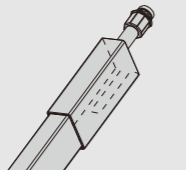
### Metal Square Railing - For Inner Drawer


		Square Side Rails (left/right) / Industrial package	
White(E01)! Silver Grey(E18)! Chrome Plated(C01)			
NL	Item No.	Set/ctn	
350mm	<b>M0104J350</b>	60	
400mm	<b>M0104J400</b>	60	
450mm	<b>M0104J450</b>	60	
500mm	<b>M0104J500</b>	60	
550mm	<b>M0104J550</b>	60	





### Metal Square Railing - For Glass-boxside Inner Drawer

		Square Side Rails (left/right) / Industrial package	
White(E01)! Silver Grey(E18)! Chrome Plated(C01)			
NL	Item No.	Set/ctn	
350mm	<b>M0104N350</b>	60	
400mm	<b>M0104N400</b>	60	
450mm	<b>M0104N450</b>	60	
500mm	<b>M0104N500</b>	60	
550mm	<b>M0104N550</b>	60	



		Back Fixing Brackets for Railings / Industrial Package	
Dark Grey(H11)! White(H03)			
Item No.	<b>M0103J</b>		
set/ctn	200		

		Back Fixing Brackets for Railings / Industrial Package	
Dark Grey(H11)! White(H03)			
Item No.	<b>B0103J</b>		
set/ctn	200		



DTC is always innovating!  
For more information, please visit our website [www.dtcctc.com](http://www.dtcctc.com)

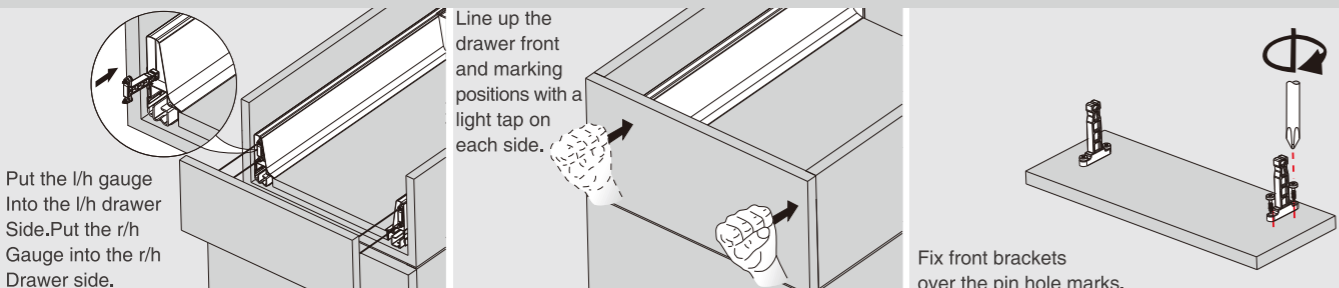
# ACCESSORIES

Front Fixing Brackets Accessories (for DRAGON-BOX)

## ORDER INFORMATION

Marking Tool for Front Bracket Fixing Positions		Assembly Jig for Front Bracket	
	<ul style="list-style-type: none"> <li>1 1 Pcs r/h gauge</li> <li>2 1 Pcs l/h gauge</li> </ul>		<ul style="list-style-type: none"> <li>Item no. <b>ML01</b></li> <li>Pcs/ctn 100</li> </ul>
Item No. <b>M0101A</b>	Set/ctn 120	Item no. <b>ML01</b>	Pcs/ctn 100

### Assembly Jig for Front Bracket with Dowels

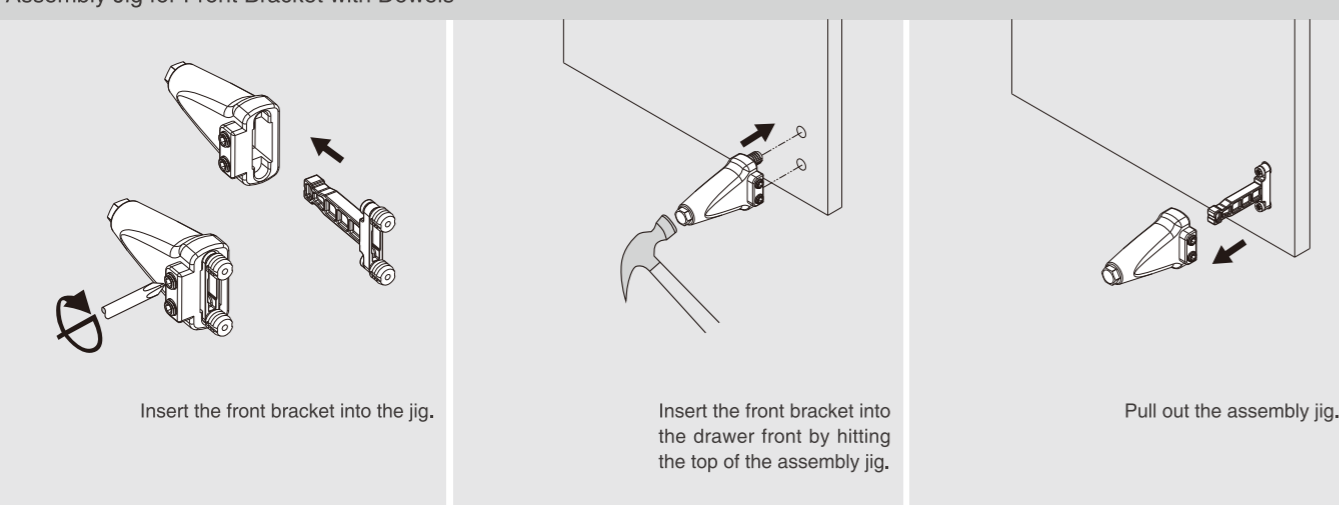


Put the l/h gauge into the l/h drawer side. Put the r/h Gauge into the r/h Drawer side.

Line up the drawer front and marking positions with a light tap on each side.

Fix front brackets over the pin hole marks.

### Assembly Jig for Front Bracket with Dowels



Insert the front bracket into the jig.


Insert the front bracket into the drawer front by hitting the top of the assembly jig.

Pull out the assembly jig.

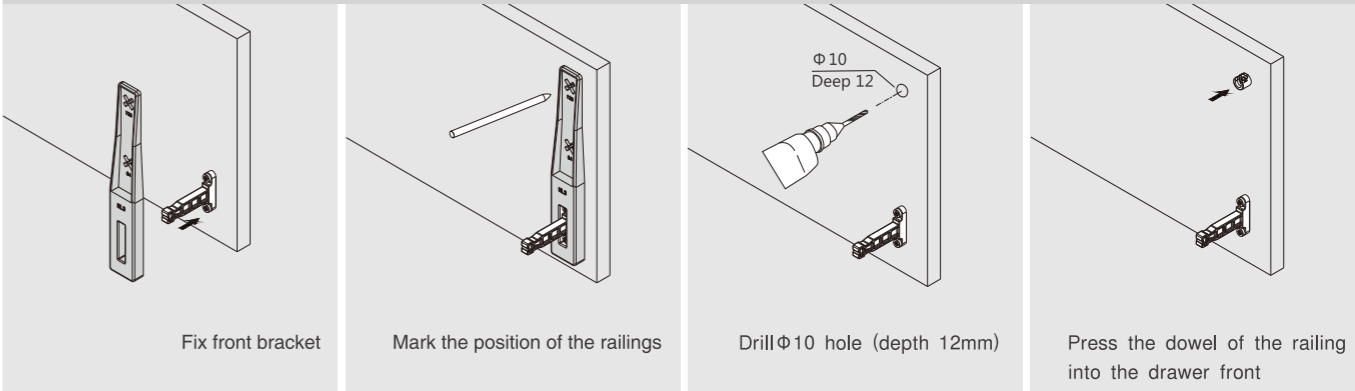
# ACCESSORIES

Accessories (for DRAGON-BOX)

## ORDER INFORMATION

Marking Tool for the Drilling Position of the Railings	
	<ul style="list-style-type: none"> <li>Item No. <b>ML3</b></li> <li>Pcs/ctn 400</li> </ul>

### Application 1



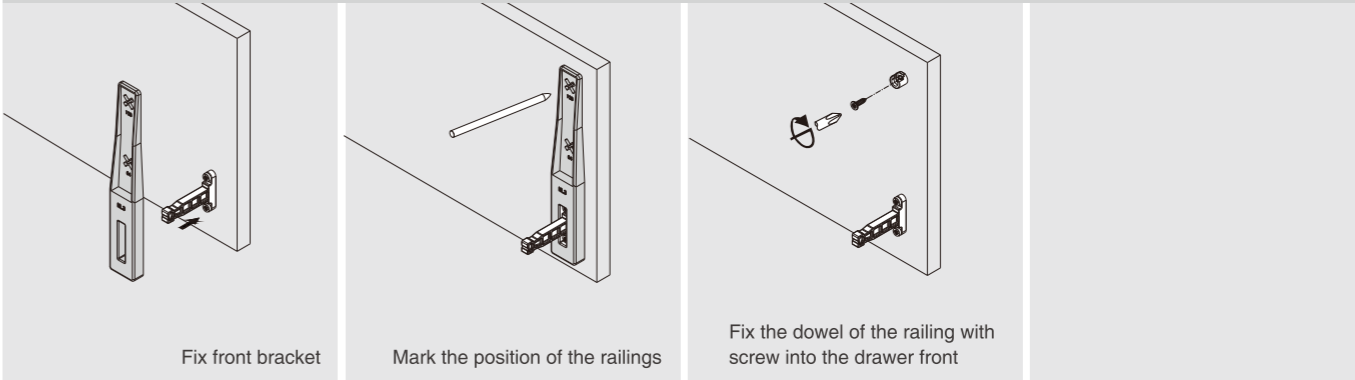
Fix front bracket

Mark the position of the railings

Drill  $\Phi 10$  hole (depth 12mm)

Press the dowel of the railing into the drawer front

### Application 2



Fix front bracket

Mark the position of the railings

Fix the dowel of the railing with screw into the drawer front

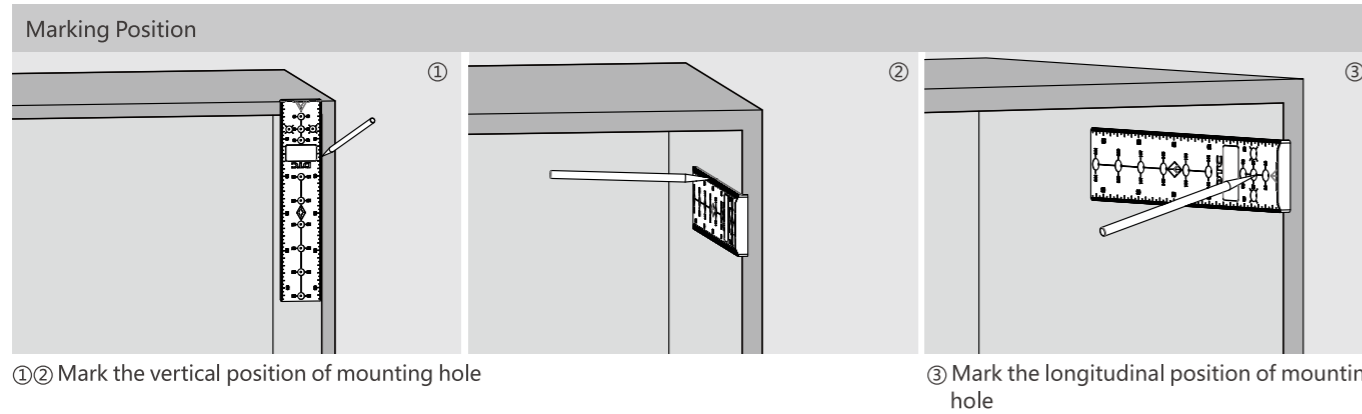
# ACCESSORY

## Marking Template (for Drawer Slide System)


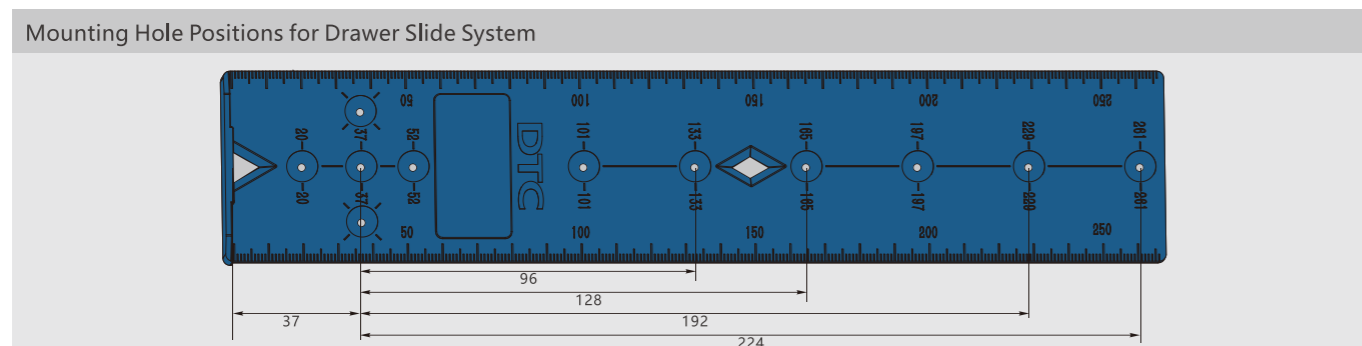
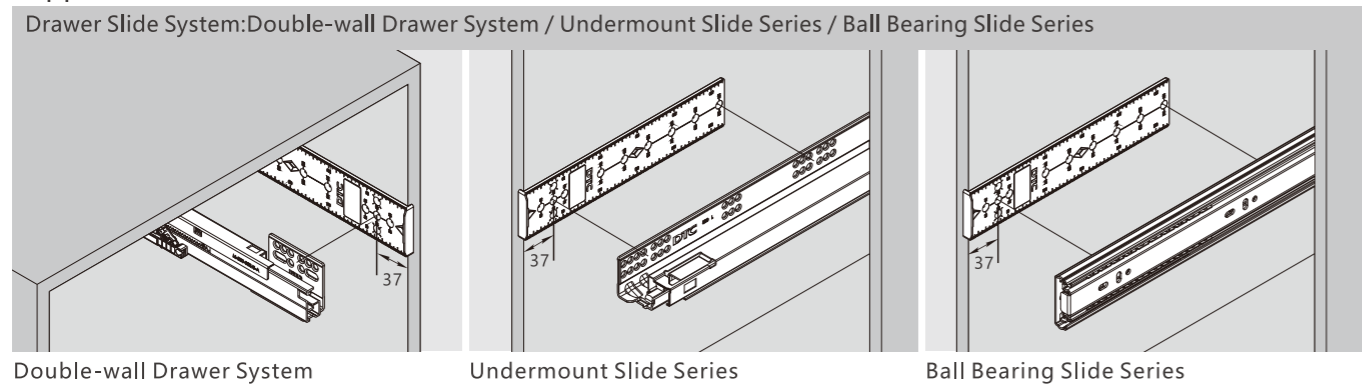


### Order Information

	Universal Marking Template
	Blue (H23)
	Item No. <b>DT02</b>
	Pcs/ctn 100



### Application



DTC is always innovating!  
For more information, please visit our website [www.dtcctc.com](http://www.dtcctc.com)