

DOUBLE-WALL DRAWER SYSTEMS

MAGIC-PRO

MAGIC-PRO

The Metal Straight-sided Slim Drawer

A Perfect Mix of Fashion and Elegance



- Five drawer heights without rails :62.5mm,88mm,126mm, 174 mm,238 mm.Much more storage space.
- Inner drawer front and drawer side - possible to have various material(glass,wood,stone) as design options.
- Up & down, left & right and tilt adjustments.
- More efficient and convenient assembly and removal.



Quietness



Intelligence



Durability



Eco-Friendliness



MAGIC-PRO drawer systems, with smooth and stable running action and effortless closing, are suitable for high-end kitchens, bathrooms and other home spaces.

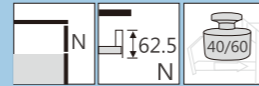
DTC
Global Quality Benchmark

DOUBLE-WALL DRAWER SYSTEMS
MAGIC-PRO



The contemporary design of straight drawer sides presents a fashion statement as well as providing exceptional performance.





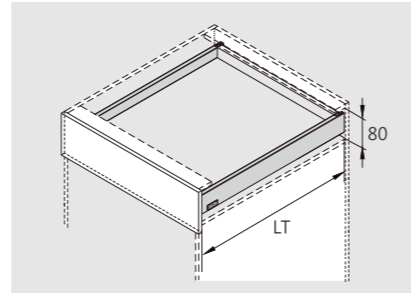
PRODUCT



DESCRIPTION

- Concealed, full extension
- Dynamic load capacity: 40/60kg
- Tool free assembly and removal of drawer
- Silent system guarantees smooth run without noise
- 3D adjustment: Up & down adjustment: ± 1 mm, left & right adjustment: ± 1 mm, tilt adjustment: $+1.5$,-2.5mm
- Finish: Silk white(E29), Grey matt(E30), Gloss white(E32), Stainless steel(F04)

SPACE REQUIREMENT

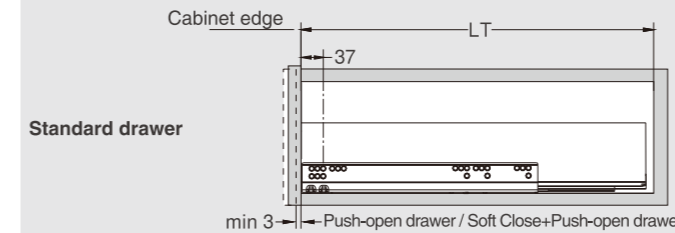


LT=Internal Cabinet Depth
LT=NL+3

PLANNING

Installation Dimensions(mm)

NL=Nominal Slide Length
LT=Internal Cabinet Depth
LT=NL+3



Cabinet Configuration

Cabinet widths/KB(mm)	Soft close drawer Stabilizer	Push-open drawer Synchronization rod	
300	—	○	not recommended
350	—	○	
400	—	○	
450	—	○	
500	—	○	recommended
600	—	○	
800	○	●	strongly recommended
900	○	●	
1000	○	●	
1200	○	●	

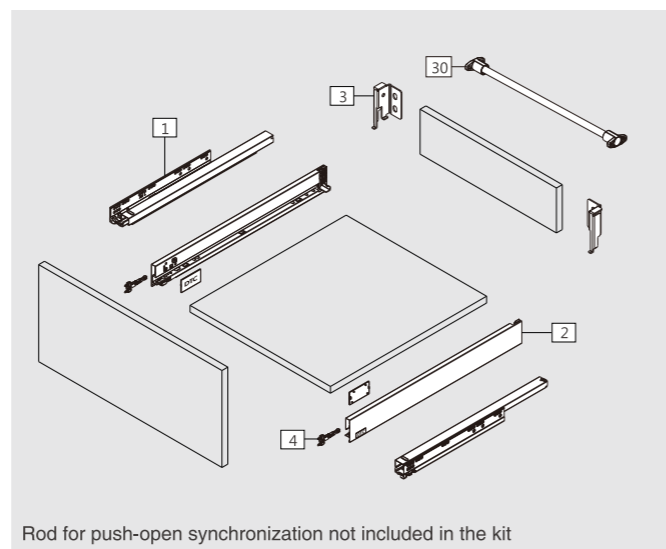
SUPER LOW DRAWER FOR WOOD DRAWER BACK

Kit Package				
NL	Soft Close item No.	Push-open item No.	Soft-close+ Push-open item No.	Set/ctn
270mm	HT102704A11	HT402704A11		1
300mm	HT103004A11	HT403004A11		1
350mm	HT103504A11	HT403504A11	HT503504A11	1
400mm	HT104004A11	HT404004A11	HT504004A11	1
450mm	HT104504A11	HT404504A11	HT504504A11	1
500mm	HT105004A11	HT405004A11	HT505004A11	1
550mm	HT105504A11	HT405504A11	HT505504A11	1
600mm	HT106004A11	HT406004A11	HT506004A11	1


Pre-zinc Steel(F02)				
NL	Soft Close item No.	Push-open item No.	Soft-close+ Push-open item No.	Set/ctn
270mm	HT102704H	HT402704H		5
300mm	HT103004H	HT403004H		5
350mm	HT103504H	HT403504H	HT503504H	5
400mm	HT104004H	HT404004H	HT504004H	5
450mm	HT104504H	HT404504H	HT504504H	5
500mm	HT105004H	HT405004H	HT505004H	5
550mm	HT105504H	HT405504H	HT505504H	5
600mm	HT106004H	HT406004H	HT506004H	5

Drawer Sides and Cover Caps (left/right) /Industrial Package			Back Fixing-brackets (left/right) / Industrial Package	
NL	Item No.	Set/ctn	Item No.	Set/ctn
270mm	HT102701	5	HT10031	60
300mm	HT103001	5		
350mm	HT103501	5		
400mm	HT104001	5		
450mm	HT104501	5		
500mm	HT105001	5		
600mm	HT106001	5		

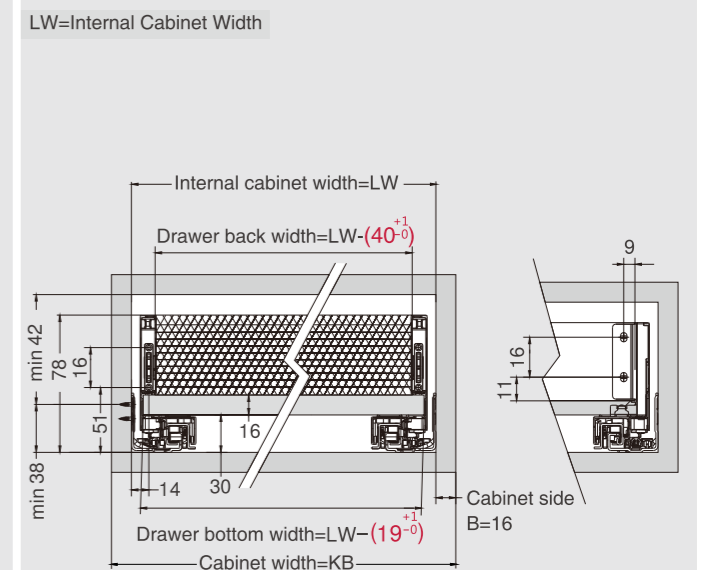
Rod for Push-open Synchronization / Industrial Package		
Size:1100mm.Cutting:Internal cabinet width LW-172	Item No.	Set/ctn
For Push-open drawer or Soft Close+Push-open drawer	HT0FH02	60



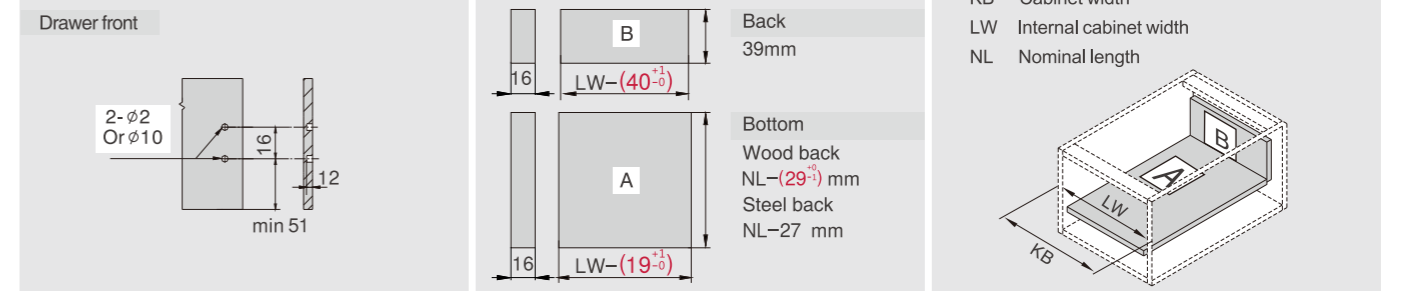
Screw Positions of the Slides(mm)



Installation Dimensions(mm)

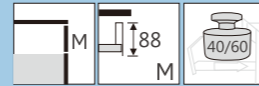


Drawer Front, Back and Bottom Dimensions(mm)



MAGIC-PRO

HT1 Series Straight-sided Drawer System (Low Drawer: M Height)



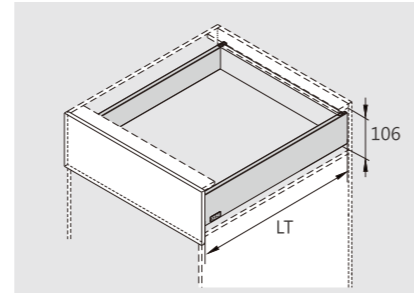
PRODUCT



DESCRIPTION

- Concealed, full extension
- Dynamic load capacity: 40/60kg
- Tool free assembly and removal of drawer
- Silent system guarantees smooth run without noise
- 3D adjustment: Up & down adjustment: ± 2 mm, left & right adjustment: ± 1.5 mm, tilt adjustment: $+1.5, -2.5$ mm
- Finish: Silk white(E29), Grey matt(E30), Gloss white(E32), Stainless steel(F04)

SPACE REQUIREMENT

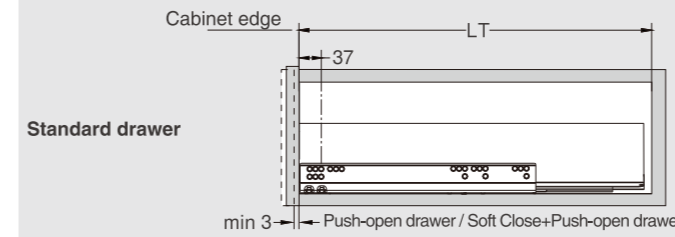


LT=Internal Cabinet Depth
LT=NL+3

PLANNING

Installation Dimensions(mm)

NL=Nominal Slide Length
LT=Internal Cabinet Depth
LT=NL+3



Cabinet Configuration

Cabinet widths/KB(mm)	Soft close drawer Stabilizer	Push-open drawer Synchronization rod	
300	-	○	not recommended
350	-	○	
400	-	○	
450	-	○	
500	-	○	recommended
600	-	○	
800	○	●	strongly recommended
900	○	●	
1000	○	●	
1200	○	●	

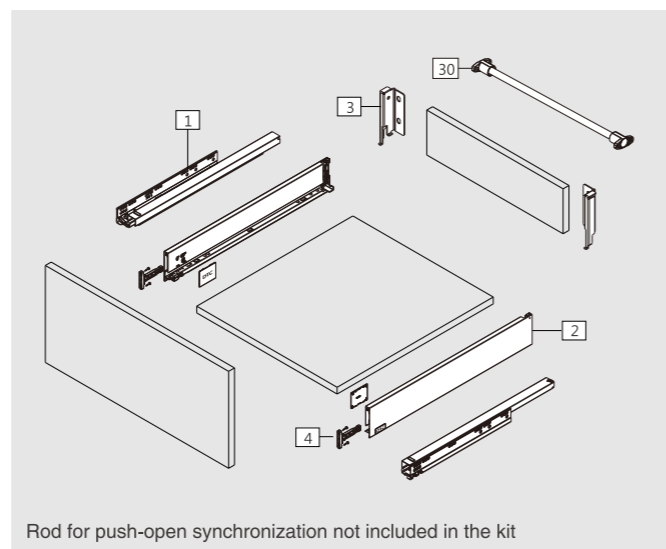
LOW DRAWER FOR WOOD DRAWER BACK

Kit Package				
Silk White(E29)! Grey Matt(E30)! Stainless Steel(F04)				
NL	Soft Close item No.	Push-open item No.	Soft-close+Push-open item No.	Set/ctn
270mm	HT112704A11	HT412704A11		1
300mm	HT113004A11	HT413004A11		1
350mm	HT113504A11	HT413504A11	HT513504A11	1
400mm	HT114004A11	HT414004A11	HT514004A11	1
450mm	HT114504A11	HT414504A11	HT514504A11	1
500mm	HT115004A11	HT415004A11	HT515004A11	1
550mm	HT115504A11	HT415504A11	HT515504A11	1
600mm	HT116004A11	HT416004A11	HT516004A11	1

1 Slides (left/right) /Industrial Package				
Pre-zinc Steel(F02)				
NL	Soft Close item No.	Push-open item No.	Soft-close+Push-open item No.	Set/ctn
270mm	HT102704H	HT402704H		5
300mm	HT103004H	HT403004H		5
350mm	HT103504H	HT403504H	HT503504H	5
400mm	HT104004H	HT404004H	HT504004H	5
450mm	HT104504H	HT404504H	HT504504H	5
500mm	HT105004H	HT405004H	HT505004H	5
550mm	HT105504H	HT405504H	HT505504H	5
600mm	HT106004H	HT406004H	HT506004H	5


2 Drawer Sides and Cover Caps (left/right) /Industrial Package			3 Back Fixing-brackets (left/right) / Industrial Package	
Silk White(E29)! Grey Matt(E30)! Stainless Steel(F04)			Silk White(E29)! Grey Matt(E30)! Chrome Plated(C01)	
NL	Item No.	Set/ctn	Item No.	Set/ctn
270mm	HT112701	5	HT10031	60
300mm	HT113001	5		
350mm	HT113501	5		
400mm	HT114001	5		
450mm	HT114501	5		
500mm	HT115001	5		
550mm	HT115501	5		
600mm	HT116001	5		

30 Rod for Push-open Synchronization / Industrial Package	
Size:1100mm.Cutting:Internal cabinet width LW-172	
For Push-open drawer or Soft Close+Push-open drawer	
Item No.	Set/ctn
HT0FH02	60



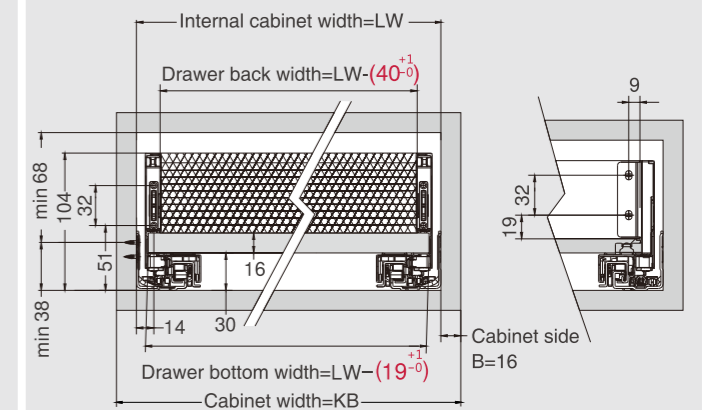
Rod for push-open synchronization not included in the kit

Screw Positions of the Slides(mm)

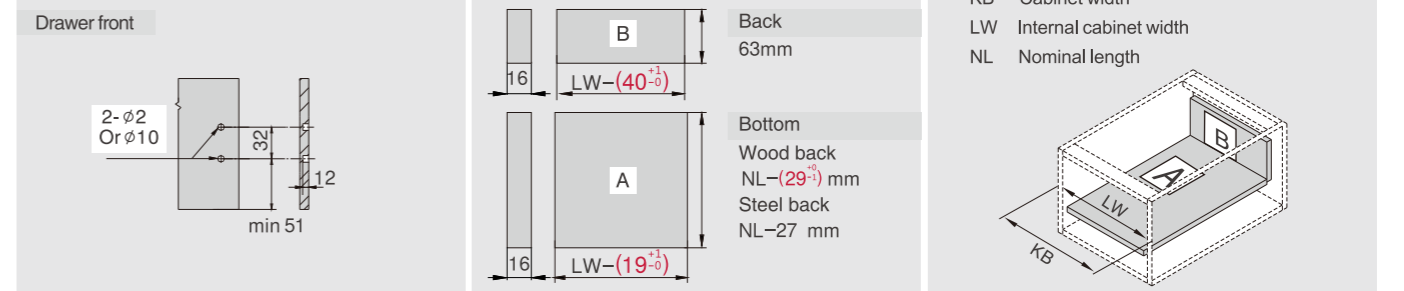


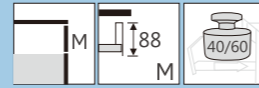
Installation Dimensions(mm)

LW=Internal Cabinet Width



Drawer Front, Back and Bottom Dimensions(mm)





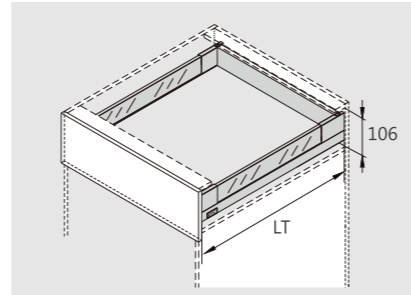
PRODUCT



DESCRIPTION

- Concealed, full extension
- Dynamic load capacity: 40/60kg
- Tool free assembly and removal of drawer
- Silent system guarantees smooth run without noise
- 3D adjustment: Up & down adjustment: ± 2mm, left & right adjustment: ± 1.5mm, tilt adjustment: +1.5,-2.5mm
- Finish: Silk white(E29), Grey matt(E30), Gloss white(E32), Stainless steel(F04)

SPACE REQUIREMENT

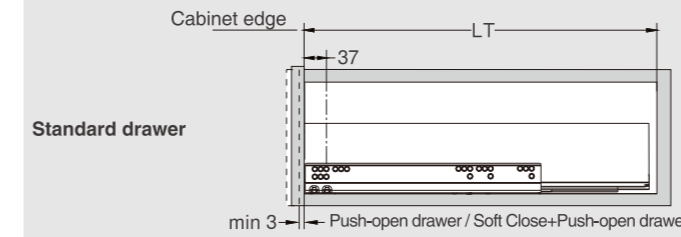


LT=Internal Cabinet Depth
LT=NL+3

PLANNING

Installation Dimensions(mm)

NL=Nominal Slide Length
LT=Internal Cabinet Depth
LT=NL+3



Cabinet Configuration

Cabinet widths/KB(mm)	Soft close drawer Stabilizer	Push-open drawer Synchronization rod	
300	-	○	not recommended
350	-	○	
400	-	○	
450	-	○	
500	-	○	recommended
600	-	○	
800	○	●	strongly recommended
900	○	●	
1000	○	●	
1200	○	●	

LOW DRAWER WITH GLASS-BOXSIDE FOR WOOD DRAWER BACK

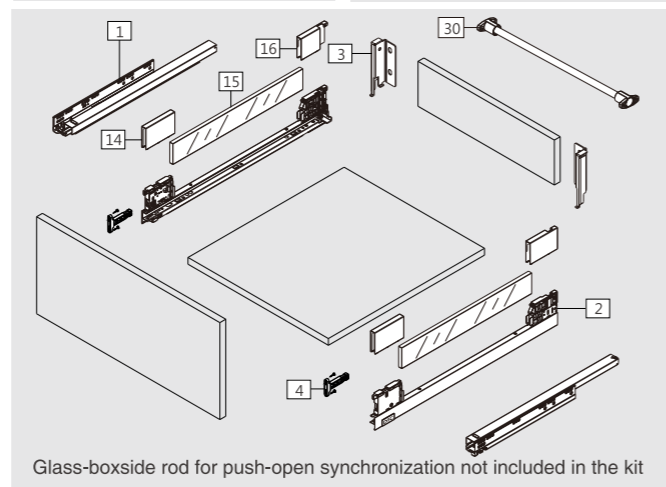
Kit Package				
NL	Soft Close item No.	Push-open item No.	Soft-close+Push-open item No.	Set/ctn
270mm	HT112704A12	HT412704A12		1
300mm	HT113004A12	HT413004A12		1
350mm	HT113504A12	HT413504A12	HT513504A12	1
400mm	HT114004A12	HT414004A12	HT514004A12	1
450mm	HT114504A12	HT414504A12	HT514504A12	1
500mm	HT115004A12	HT415004A12	HT515004A12	1
550mm	HT115504A12	HT415504A12	HT515504A12	1
600mm	HT116004A12	HT416004A12	HT516004A12	1

Slides (left/right) /Industrial Package				
NL	Soft Close item No.	Push-open item No.	Soft-close+Push-open item No.	Set/ctn
270mm	HT102704H	HT402704H		5
300mm	HT103004H	HT403004H		5
350mm	HT103504H	HT403504H	HT503504H	5
400mm	HT104004H	HT404004H	HT504004H	5
450mm	HT104504H	HT404504H	HT504504H	5
500mm	HT105004H	HT405004H	HT505004H	5
550mm	HT105504H	HT405504H	HT505504H	5
600mm	HT106004H	HT406004H	HT506004H	5

Drawer Sides and Cover Caps (left/right) /Industrial Package			10mm Glass-boxside (left/right) /Industrial Package		
NL	Item No.	Set/ctn	NL	Item No.	Set/ctn
270mm	HT112702	5	270mm	HT11061270	10
300mm	HT113002	5	300mm	HT11061300	10
350mm	HT113502	5	350mm	HT11061350	10
400mm	HT114002	5	400mm	HT11061400	10
450mm	HT114502	5	450mm	HT11061450	10
500mm	HT115002	5	500mm	HT11061500	10
550mm	HT115502	5	550mm	HT11061550	10
600mm	HT116002	5	600mm	HT11061600	10

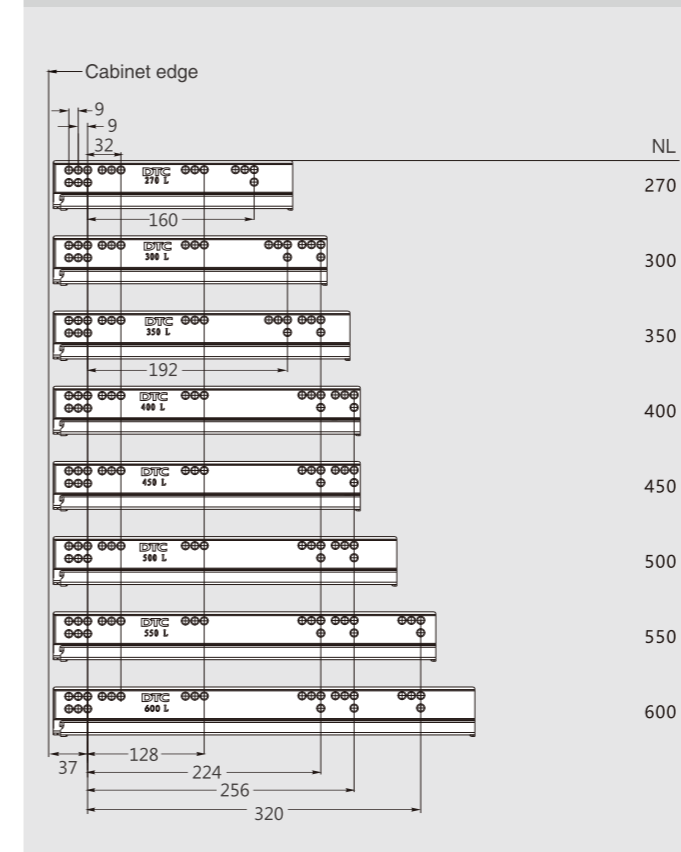
Back Fixing-brackets (left/right) / Industrial Package		Rod for Push-open Synchronization / Industrial Package	
Item No.	Set/ctn	Item No.	Set/ctn
HT10031	60	HT0FH02	60

For Push-open drawer or Soft Close+Push-open drawer
Size: 1100mm. Cutting: Internal cabinet width LW-172



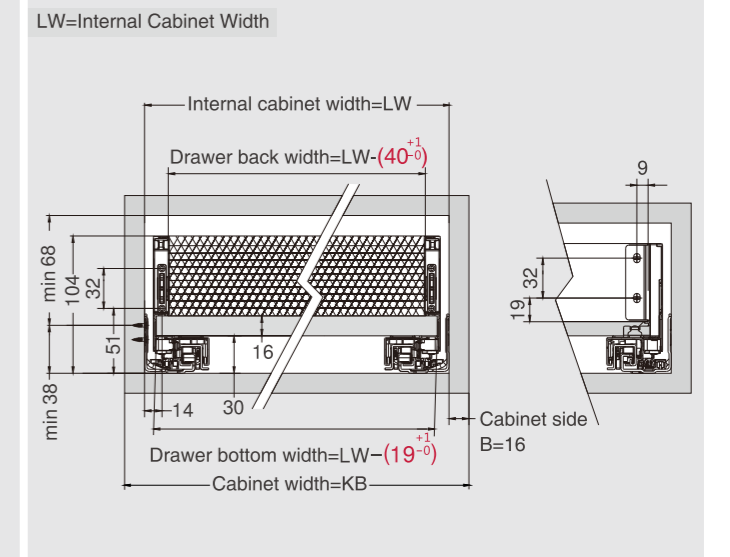
Front Fixing-brackets (left/right) / Industrial Package			
Zinc Plated(B01)			
	Item No.	Set/ctn	
Screw-on	TB01011	120	
Press-in	TB01016	120	

Screw Positions of the Slides(mm)

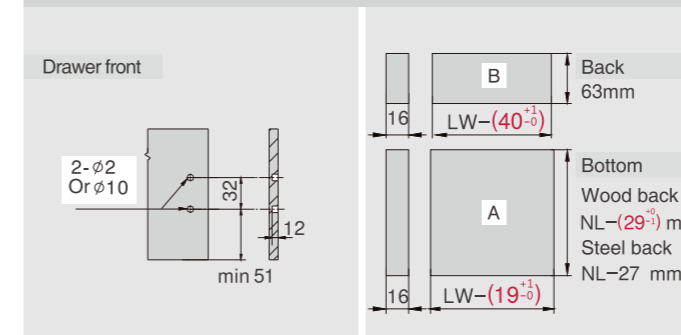


14	Front Adapter (left/right) / Industrial Package Silk White(E29)! Grey Matt(E30)! Stainless Steel(F04) Item No. HT11063 Set/ctn 60
16	Front Adapter (left/right) / Industrial Package Silk White(E29)! Grey Matt(E30)! Stainless Steel(F04) Item No. HT11064 Set/ctn 60

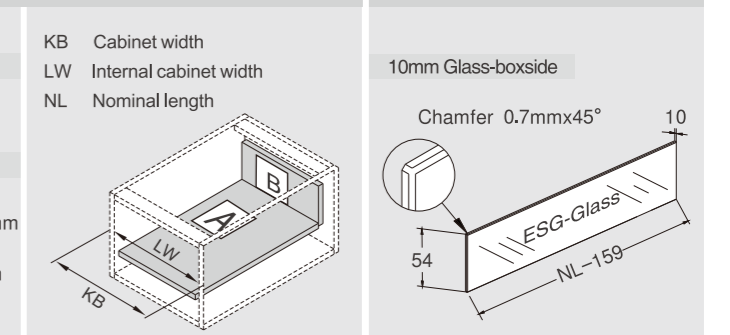
Installation Dimensions(mm)

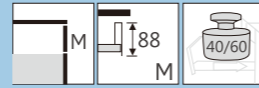


Front Section, Back and Bottom Dimensions(mm)



Glass-boxside Dimensions(mm)





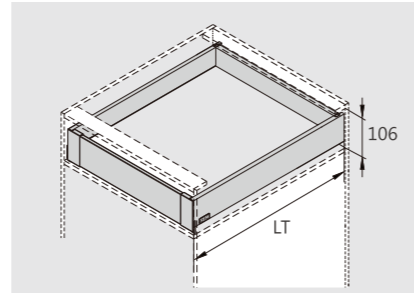
PRODUCT



DESCRIPTION

- Concealed, full extension
- Dynamic load capacity: 40/60kg
- Tool free assembly and removal of drawer
- Silent system guarantees smooth run without noise
- 3D adjustment: Up & down adjustment: ± 2 mm, left & right adjustment: ± 1.5 mm, tilt adjustment: $+1.5$ - 2.5 mm
- Finish: Silk white(E29), Grey matt(E30), Gloss white(E32), Stainless steel(F04)

SPACE REQUIREMENT

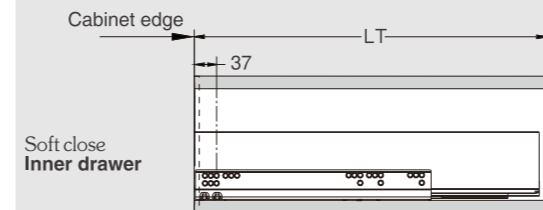


LT=Internal Cabinet Depth
Soft close slides LT=NL+3
Push-open slides LT=NL+12

PLANNING

Installation Dimensions(mm)

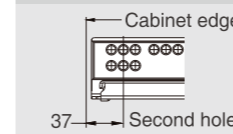
NL=Nominal Slide Length
LT=Internal Cabinet Depth
Soft close slides LT=NL+3
Push-open slides LT=NL+12



Cabinet Configuration

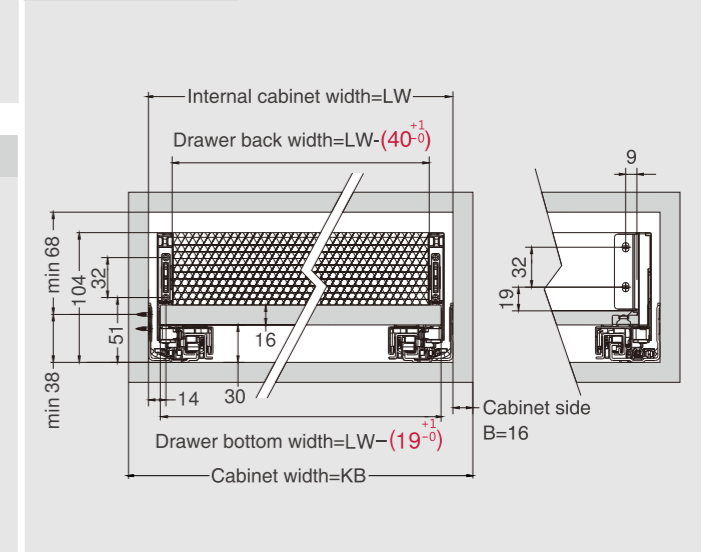
Cabinet widths/KB(mm)	Soft close drawer Stabilizer	Push-open drawer Synchronization rod	
300	-	○	not recommended
350	-	○	
400	-	○	
450	-	○	
500	-	○	recommended
600	-	○	
800	○	●	strongly recommended
900	○	●	
1000	○	●	
1200	○	●	

Fixing Hole Position for Push-open Inner Drawer(mm)

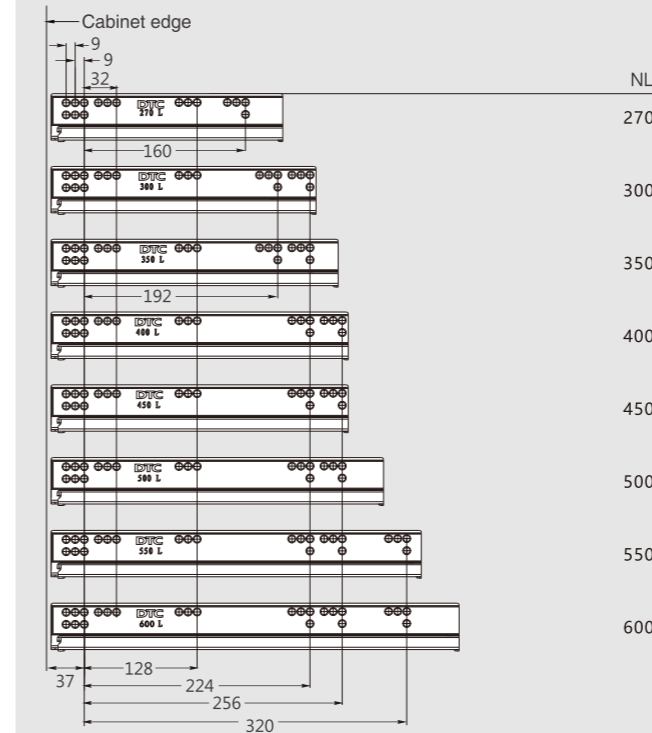


Installation Dimensions(mm)

LW=Internal Cabinet Width



Screw Positions of the Slides(mm)



LOW INNER DRAWER FOR WOOD DRAWER BACK

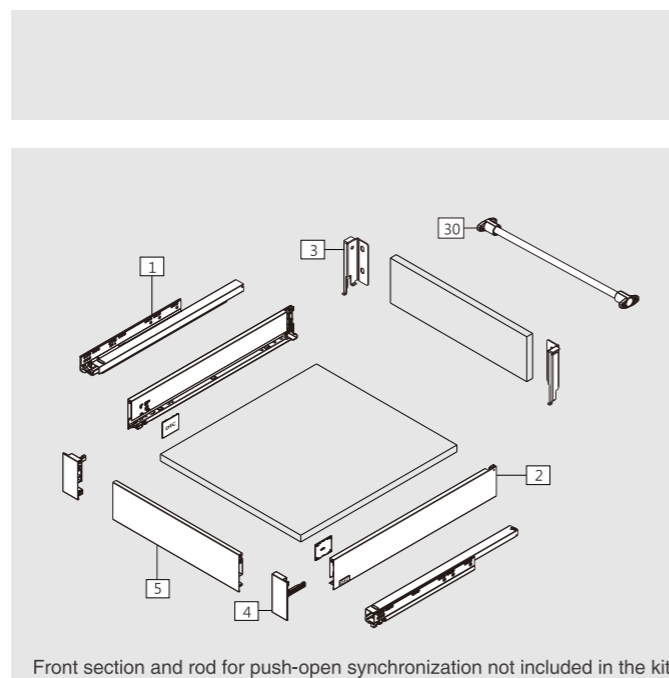
Kit Package				1 Slides (left/right) /Industrial Package				2 Drawer Sides and Cover Caps (left/right) /Industrial Package				
Silk White(E29)! Grey Matt(E30)! Stainless Steel(F04)				Pre-zinc Steel(F02)				Silk White(E29)! Grey Matt(E30)! Stainless Steel(F04)				
NL	Soft Close item No.	Push-open item No.	Set/ctn	NL	Soft Close item No.	Push-open item No.	Set/ctn	NL	Item No.	Set/ctn	Item No.	Set/ctn
270mm	HT112704Q11	HT412704Q11	1	270mm	HT102704H	HT402704H	5	270mm	HT112701	5	HT112701	5
300mm	HT113004Q11	HT413004Q11	1	300mm	HT103004H	HT403004H	5	300mm	HT113001	5	HT113001	5
350mm	HT113504Q11	HT413504Q11	1	350mm	HT103504H	HT403504H	5	350mm	HT113501	5	HT113501	5
400mm	HT114004Q11	HT414004Q11	1	400mm	HT104004H	HT404004H	5	400mm	HT114001	5	HT114001	5
450mm	HT114504Q11	HT414504Q11	1	450mm	HT104504H	HT404504H	5	450mm	HT114501	5	HT114501	5
500mm	HT115004Q11	HT415004Q11	1	500mm	HT105004H	HT405004H	5	500mm	HT115001	5	HT115001	5
550mm	HT115504Q11	HT415504Q11	1	550mm	HT105504H	HT405504H	5	550mm	HT115501	5	HT115501	5
600mm	HT116004Q11	HT416004Q11	1	600mm	HT106004H	HT406004H	5	600mm	HT116001	5	HT116001	5

3 Back Fixing-brackets (left/right) / Industrial Package	
Item No.	HT11031
Set/ctn	60

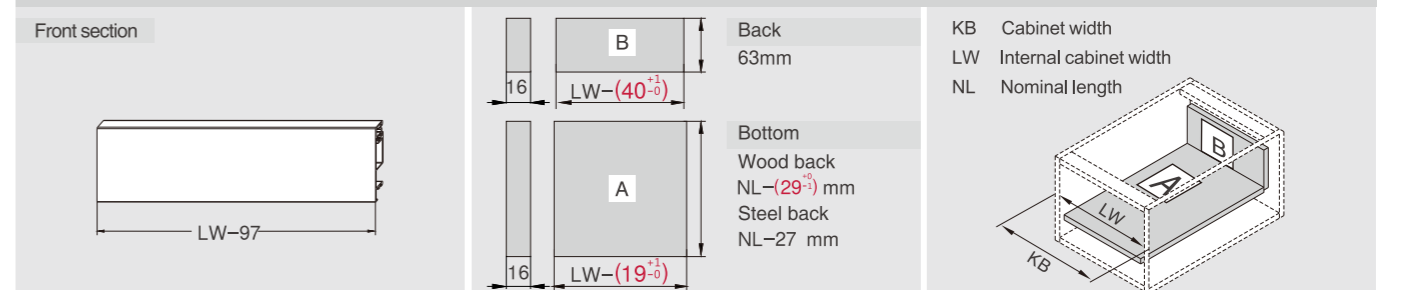
4 Front Fixing-brackets (left/right) / Industrial Package	
Item No.	HT11012
Set/ctn	60

5 Front Section / Industrial Package	
Size:1100mm.Cutting:Internal cabinet width LW-97	
Item No.	HT10022
Set/ctn	20

30 Rod for Push-open Synchronization / Industrial Package	
Size:1100mm.Cutting:Internal cabinet width LW-172	
Item No.	HT0FH02
Set/ctn	60



Front Section, Back and Bottom Dimensions(mm)





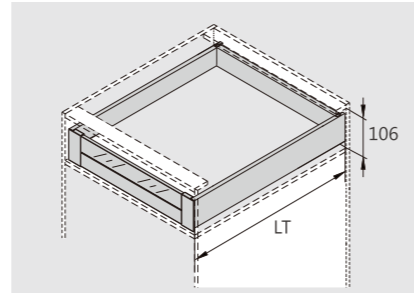
PRODUCT



DESCRIPTION

- Concealed, full extension
- Dynamic load capacity: 40/60kg
- Tool free assembly and removal of drawer
- Silent system guarantees smooth run without noise
- 3D adjustment: Up & down adjustment: ± 2 mm, left & right adjustment: ± 1.5 mm, tilt adjustment: $+1.5$ - 2.5 mm
- Finish: Silk white(E29), Grey matt(E30), Gloss white(E32), Stainless steel(F04)

SPACE REQUIREMENT

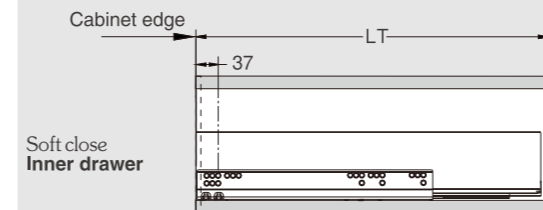


LT=Internal Cabinet Depth
Soft close slides LT=NL+3
Push-open slides LT=NL+12

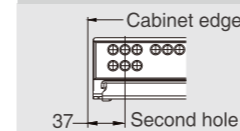
PLANNING

Installation Dimensions(mm)

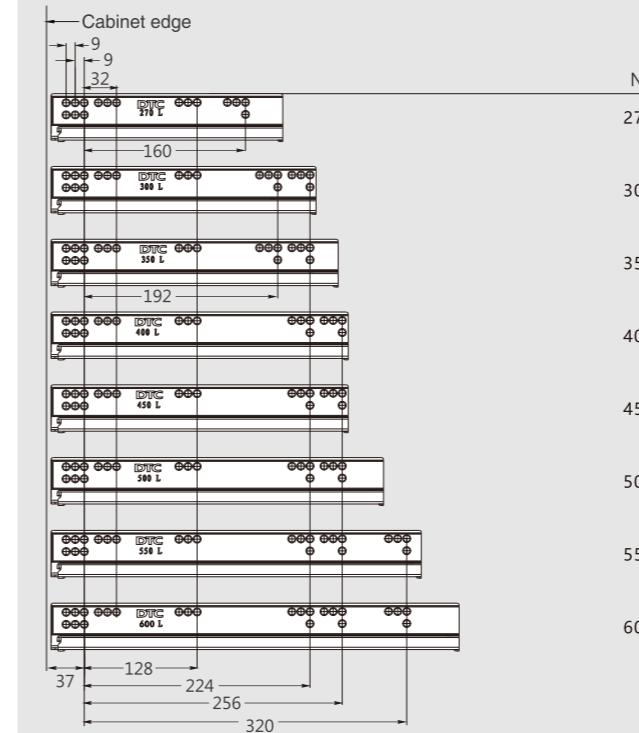
NL=Nominal Slide Length
LT=Internal Cabinet Depth
Soft close slides LT=NL+3
Push-open slides LT=NL+12



Fixing Hole Position for Push-open Inner Drawer(mm)



Screw Positions of the Slides(mm)



Cabinet Configuration

Cabinet widths/KB (mm)	Soft close drawer Stabilizer	Push-open drawer Synchronization rod	
300	-	○	not recommended
350	-	○	
400	-	○	
450	-	○	
500	-	○	recommended
600	-	○	strongly recommended
800	○	●	
900	○	●	
1000	○	●	
1200	○	●	

24 10mm Glass-front/Industrial Package

Glass(G01)! Ground Glass(G02)! Figured Glass(G03)

Cabinet widths/KB (mm)	Item No.	Pcs/ctn
300mm	HT11062300	10
350mm	HT11062350	10
400mm	HT11062400	10
450mm	HT11062450	10
500mm	HT11062500	10
600mm	HT11062600	10
800mm	HT11062800	10
900mm	HT11062900	10
1000mm	HT110621000	10
1200mm	HT110621200	10

Cabinet side thickness: B=16mm.
For different cabinet side thickness e.g 18mm or 19mm, customised glass-front is needed.

LOW INNER DRAWER WITH GLASS FRONT FOR WOOD DRAWER BACK

Kit Package				
Silk White(E29)! Grey Matt(E30)! Stainless Steel(F04)				
NL	Soft Close item No.	Push-open item No.	Set/ctn	
270mm	HT112704Q21	HT412704Q21	1	
300mm	HT113004Q21	HT413004Q21	1	
350mm	HT113504Q21	HT413504Q21	1	
400mm	HT114004Q21	HT414004Q21	1	
450mm	HT114504Q21	HT414504Q21	1	
500mm	HT115004Q21	HT415004Q21	1	
550mm	HT115504Q21	HT415504Q21	1	
600mm	HT116004Q21	HT416004Q21	1	

1 Slides (left/right) /Industrial Package				
Pre-zinc Steel(F02)				
NL	Soft Close item No.	Push-open item No.	Set/ctn	
270mm	HT102704H	HT402704H	5	
300mm	HT103004H	HT403004H	5	
350mm	HT103504H	HT403504H	5	
400mm	HT104004H	HT404004H	5	
450mm	HT104504H	HT404504H	5	
500mm	HT105004H	HT405004H	5	
550mm	HT105504H	HT405504H	5	
600mm	HT106004H	HT406004H	5	

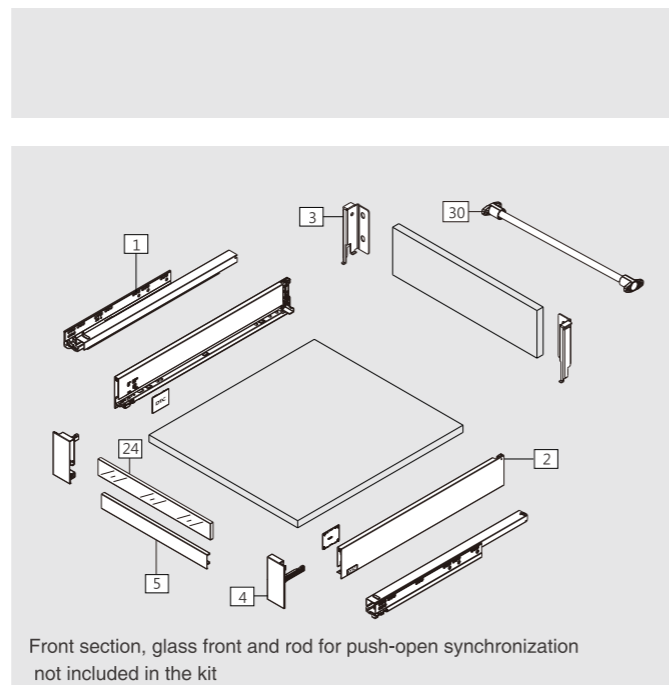
2 Drawer Sides and Cover Caps (left/right) /Industrial Package				
Silk White(E29)! Grey Matt(E30)! Stainless Steel(F04)				
NL	Item No.	Set/ctn		
270mm	HT112701	5		
300mm	HT113001	5		
350mm	HT113501	5		
400mm	HT114001	5		
450mm	HT114501	5		
500mm	HT115001	5		
550mm	HT115501	5		
600mm	HT116001	5		

3 Back Fixing-brackets (left/right) / Industrial Package				
Silk White(E29)! Grey Matt(E30)! Chrome Plated(C01)				
Item No.	Set/ctn			
HT11031	60			

4 Front Fixing-brackets (left/right) / Industrial Package				
Silk White(E29)! Grey Matt(E30)! Stainless Steel(F04)				
Item No.	Set/ctn			
HT11013	60			

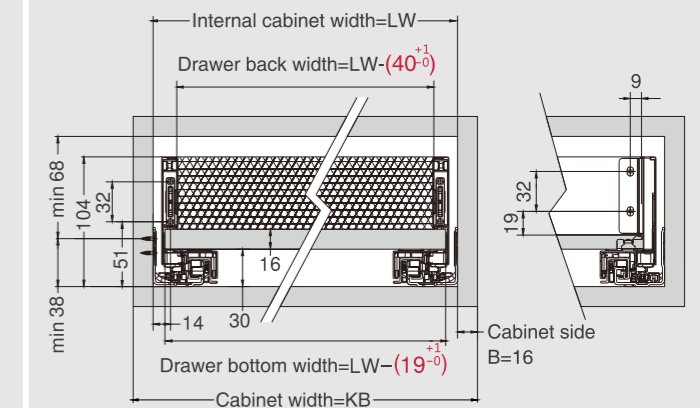
5 Front Section / Industrial Package				
Size:1100mm.Cutting:Internal cabinet width LW-97				
Silk White(E29)! Grey Matt(E30)! Chrome Plated(C01)				
Item No.	Set/ctn			
HT10021	20			

30 Rod for Push-open Synchronization / Industrial Package				
Size:1100mm.Cutting:Internal cabinet width LW-172				
Silk White(E29)! Grey Matt(E30)! Chrome Plated(C01)				
Item No.	Set/ctn			
HT0FH02	60			



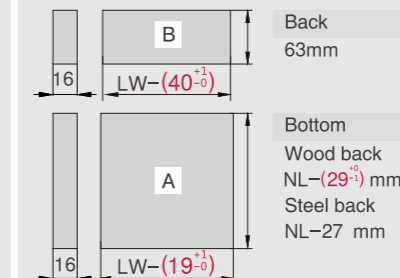
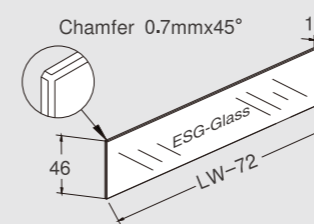
Installation Dimensions(mm)

LW=Internal Cabinet Width

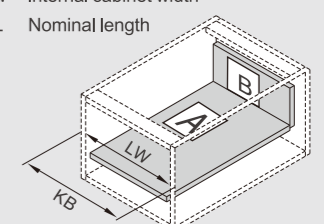


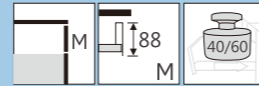
Front Section, Back and Bottom Dimensions(mm)

Glass front(10mm)



KB Cabinet width
LW Internal cabinet width
NL Nominal length





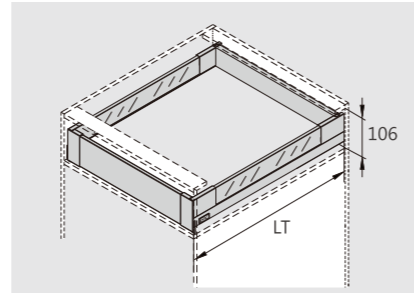
PRODUCT



DESCRIPTION

- Concealed, full extension
- Dynamic load capacity: 40/60kg
- Tool free assembly and removal of drawer
- Silent system guarantees smooth run without noise
- 3D adjustment: Up & down adjustment: ± 2 mm, left & right adjustment: ± 1.5 mm, tilt adjustment: $+1.5$ - 2.5 mm
- Finish: Silk white(E29), Grey matt(E30), Gloss white(E32), Stainless steel(F04)

SPACE REQUIREMENT



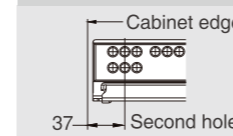
LT=Internal Cabinet Depth
Soft close slides LT=NL+3
Push-open slides LT=NL+12

PLANNING

Installation Dimensions(mm)		Cabinet Configuration	
NL=Nominal Slide Length LT=Internal Cabinet Depth	Soft close slides LT=NL+3 Push-open slides LT=NL+12	Cabinet widths/KB(mm)	Soft close drawer Stabilizer
		300	—
		350	—
		400	—
		450	—
		500	—
		600	—
		800	○
		900	○
		1000	○
		1200	○

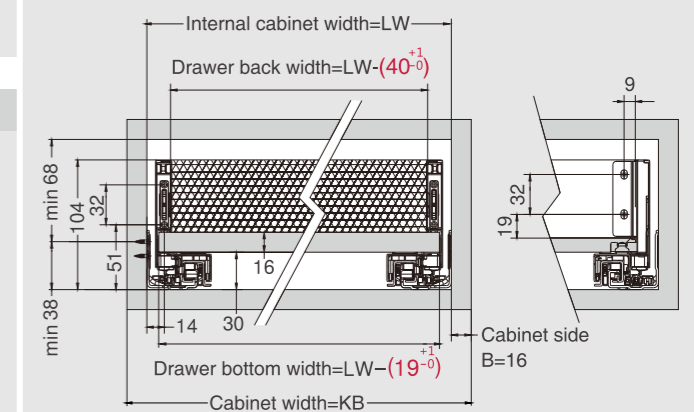
		Push-open drawer Synchronization rod	
		○	not recommended
		○	
		○	
		○	
		○	○ recommended
		●	strongly recommended
		●	
		●	

Fixing Hole Position for Push-open Inner Drawer(mm)




Installation Dimensions(mm)

LW=Internal Cabinet Width



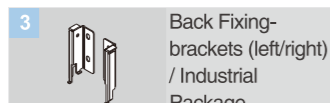
LOW INNER DRAWER WITH GLASS-BOXSIDE FOR WOOD DRAWER BACK

Kit Package				1 Slides (left/right) /Industrial Package				2 Drawer Sides and Cover Caps (left/right) /Industrial Package				
Silk White(E29)! Grey Matt(E30)! Stainless Steel(F04)				Pre-zinc Steel(F02)				Silk White(E29)! Grey Matt(E30)! Stainless Steel(F04)				
NL	Soft Close item No.	Push-open item No.	Set/ctn	NL	Soft Close item No.	Push-open item No.	Set/ctn	NL	Item No.	Set/ctn	Item No.	Set/ctn
270mm	HT112704Q12	HT412704Q12	1	270mm	HT102704H	HT402704H	5	270mm	HT112702	5		
300mm	HT113004Q12	HT413004Q12	1	300mm	HT103004H	HT403004H	5	300mm	HT113002	5		
350mm	HT113504Q12	HT413504Q12	1	350mm	HT103504H	HT403504H	5	350mm	HT113502	5		
400mm	HT114004Q12	HT414004Q12	1	400mm	HT104004H	HT404004H	5	400mm	HT114002	5		
450mm	HT114504Q12	HT414504Q12	1	450mm	HT104504H	HT404504H	5	450mm	HT114502	5		
500mm	HT115004Q12	HT415004Q12	1	500mm	HT105004H	HT405004H	5	500mm	HT115002	5		
550mm	HT115504Q12	HT415504Q12	1	550mm	HT105504H	HT405504H	5	550mm	HT115502	5		
600mm	HT116004Q12	HT416004Q12	1	600mm	HT106004H	HT406004H	5	600mm	HT116002	5		



15 10mm Glass-boxside (left/right) /Industrial Package

NL	Item No.	Set/ctn
270mm	HT11061270	10
300mm	HT11061300	10
350mm	HT11061350	10
400mm	HT11061400	10
450mm	HT11061450	10
500mm	HT11061500	10
550mm	HT11061550	10
600mm	HT11061600	10



3 Back Fixing-brackets (left/right) / Industrial Package

Item No.	Set/ctn
HT11031	60



30 Rod for Push-open Synchronization / Industrial Package

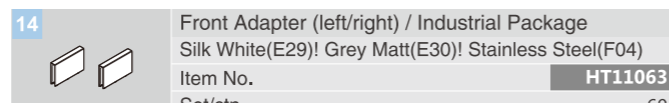
Item No.	Set/ctn
HT0FH02	60

4 Front Fixing-brackets (left/right) / Industrial Package

Item No.	Set/ctn
HT11012	60

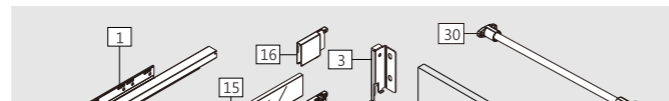
5 Front Section / Industrial Package For cutting to size, 1100mm.Cutting:Internal cabinet width LW-97

Item No.	Set/ctn
HT10022	20

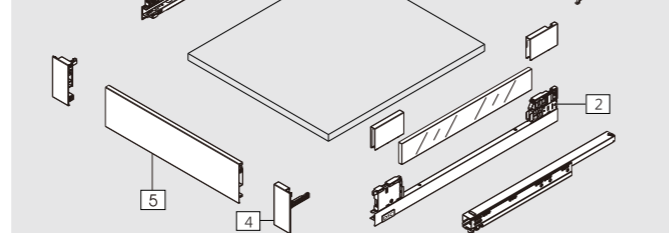


14 Front Adapter (left/right) / Industrial Package

Item No.	Set/ctn
HT11063	60

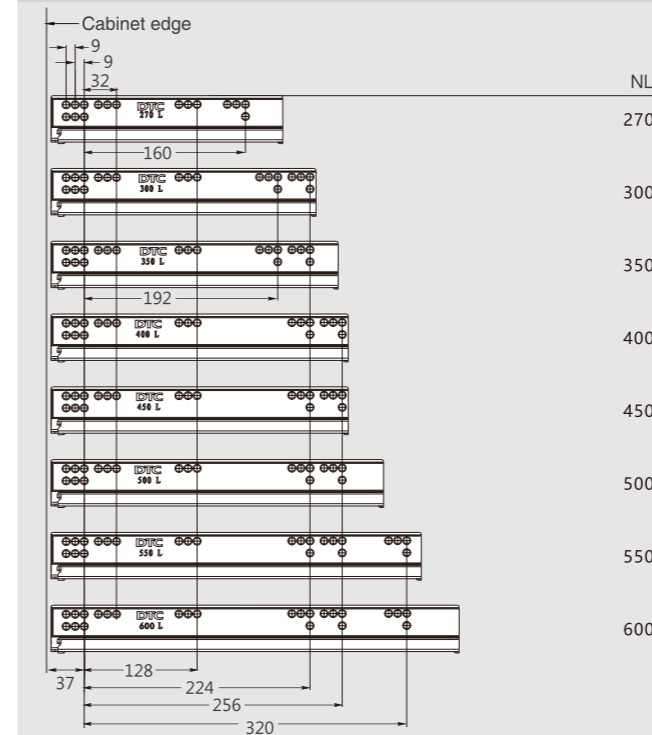


14 Rear Adapter (left/right) / Industrial Package

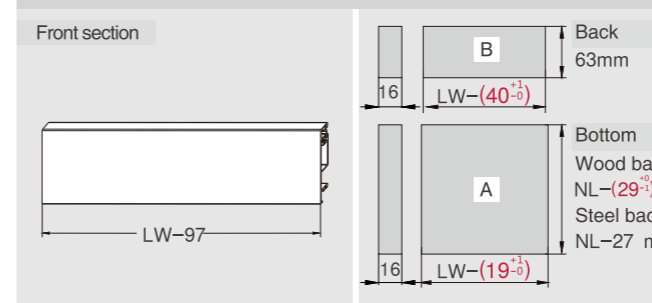


Glass-boxside, front section and rod for push-open synchronization not included in the kit

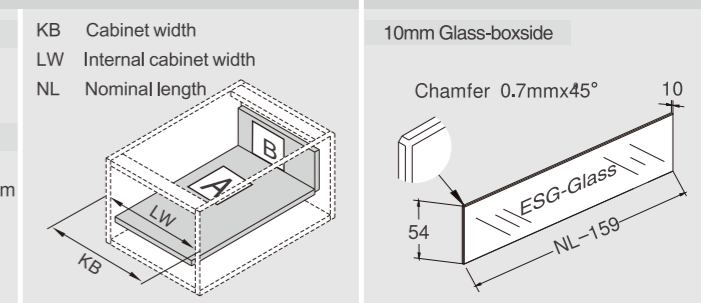
Screw Positions of the Slides(mm)

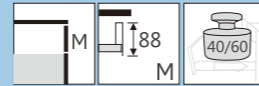


Front Section, Back and Bottom Dimensions(mm)



Glass-boxside Dimensions(mm)





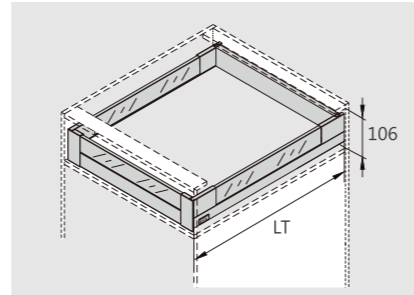
PRODUCT



DESCRIPTION

- Concealed, full extension
- Dynamic load capacity: 40/60kg
- Tool free assembly and removal of drawer without noise
- Silent system guarantees smooth run without noise
- 3D adjustment: Up & down adjustment: ± 2mm, left & right adjustment: ± 1.5mm, tilt adjustment: +1.5,-2.5mm
- Finish: Silk white(E29), Grey matt(E30), Gloss white(E32), Stainless steel(F04)

SPACE REQUIREMENT

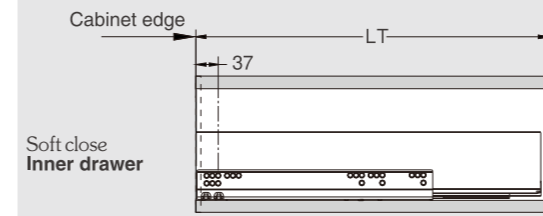


LT=Internal Cabinet Depth
Soft close slides LT=NL+3
Push-open slides LT=NL+12

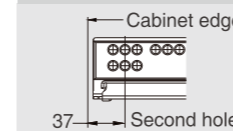
PLANNING

Installation Dimensions(mm)

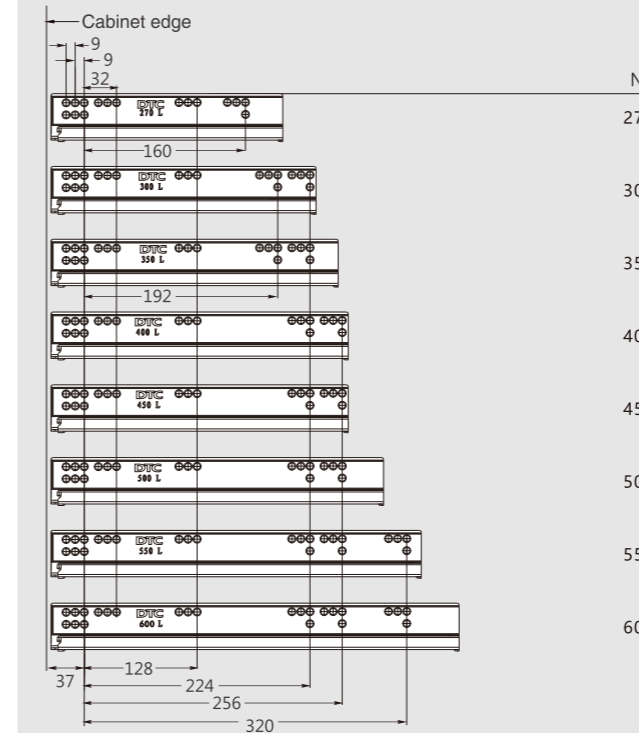
NL=Nominal Slide Length
LT=Internal Cabinet Depth
Soft close slides LT=NL+3
Push-open slides LT=NL+12



Fixing Hole Position for Push-open Inner Drawer(mm)



Screw Positions of the Slides(mm)



Cabinet Configuration

Cabinet widths/KB (mm)	Soft close drawer Stabilizer	Push-open drawer Synchronization rod	
300	-	○	not recommended
350	-	○	
400	-	○	
450	-	○	
500	-	○	recommended
600	-	○	
800	○	●	strongly recommended
900	○	●	
1000	○	●	
1200	○	●	

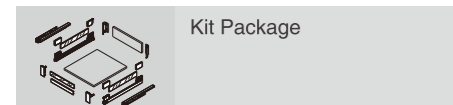
24 10mm Glass-front/Industrial Package

Glass(G01)! Ground Glass(G02)! Figured Glass(G03)

Cabinet widths/KB (mm)	Item No.	Pcs/ctn
300mm	HT11062300	10
350mm	HT11062350	10
400mm	HT11062400	10
450mm	HT11062450	10
500mm	HT11062500	10
600mm	HT11062600	10
800mm	HT11062800	10
900mm	HT11062900	10
1000mm	HT110621000	10
1200mm	HT110621200	10

Cabinet side thickness: B=16mm.
For different cabinet side thickness e.g 18mm or 19mm, customised glass-front is needed.

LOW INNER DRAWER WITH GLASS FRONT AND GLASS-BOXSIDE FOR WOOD DRAWER BACK



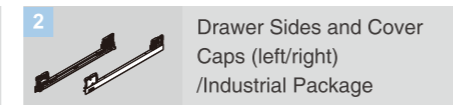
Kit Package
Silk White(E29)! Grey Matt(E30)! Stainless Steel(F04)

NL	Soft Close item No.	Push-open item No.	Set/ctn
270mm	HT112704Q22	HT412704Q22	1
300mm	HT113004Q22	HT413004Q22	1
350mm	HT113504Q22	HT413504Q22	1
400mm	HT114004Q22	HT414004Q22	1
450mm	HT114504Q22	HT414504Q22	1
500mm	HT115004Q22	HT415004Q22	1
550mm	HT115504Q22	HT415504Q22	1
600mm	HT116004Q22	HT416004Q22	1



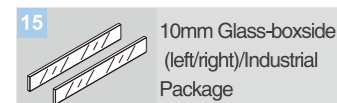
Slides (left/right) / Industrial Package
Pre-zinc Steel(F02)

NL	Soft Close item No.	Push-open item No.	Set/ctn
270mm	HT102704H	HT402704H	5
300mm	HT103004H	HT403004H	5
350mm	HT103504H	HT403504H	5
400mm	HT104004H	HT404004H	5
450mm	HT104504H	HT404504H	5
500mm	HT105004H	HT405004H	5
550mm	HT105504H	HT405504H	5
600mm	HT106004H	HT406004H	5



Drawer Sides and Cover Caps (left/right) / Industrial Package
Silk White(E29)! Grey Matt(E30)! Stainless Steel(F04)

NL	Item No.	Set/ctn
270mm	HT112702	5
300mm	HT113002	5
350mm	HT113502	5
400mm	HT114002	5
450mm	HT114502	5
500mm	HT115002	5
550mm	HT115502	5
600mm	HT116002	5



10mm Glass-boxside (left/right) / Industrial Package
Glass(G01)! Ground Glass(G02)! Figured Glass(G03)

NL	Item No.	Set/ctn
270mm	HT11061270	10
300mm	HT11061300	10
350mm	HT11061350	10
400mm	HT11061400	10
450mm	HT11061450	10
500mm	HT11061500	10
550mm	HT11061550	10
600mm	HT11061600	10



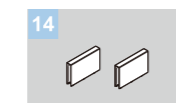
Back Fixing-brackets (left/right) / Industrial Package
Silk White(E29)! Grey Matt(E30)! Chrome Plated(C01)

Item No. HT11031
Set/ctn 60



Front Fixing-brackets (left/right) / Industrial Package
Silk White(E29)! Grey Matt(E30)! Stainless Steel(F04)

Item No. HT11013
Set/ctn 60



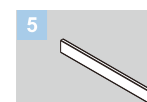
Front Adapter (left/right) / Industrial Package
Silk White(E29)! Grey Matt(E30)! Stainless Steel(F04)

Item No. HT11063
Set/ctn 60



Rear Adapter (left/right) / Industrial Package
Silk White(E29)! Grey Matt(E30)! Stainless Steel(F04)

Item No. HT11064
Set/ctn 60



Front Section / Industrial Package
Silk White(E29)! Grey Matt(E30)! Chrome Plated(C01)

Size:1100mm. Cutting: Internal cabinet width LW-97

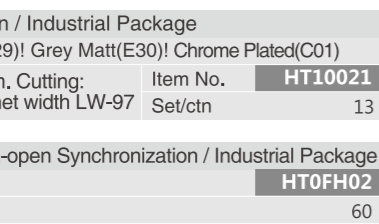
Item No. HT10021
Set/ctn 13



Rod for Push-open Synchronization / Industrial Package

Item No. HT0FH02

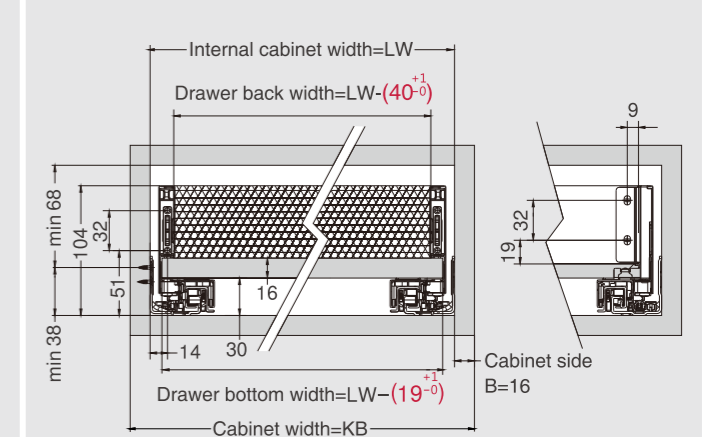
Size:1100mm. Cutting:Internal cabinet width LW-172



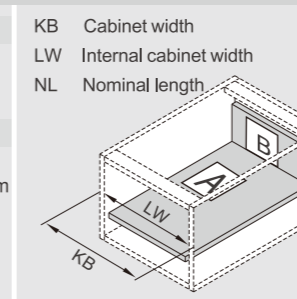
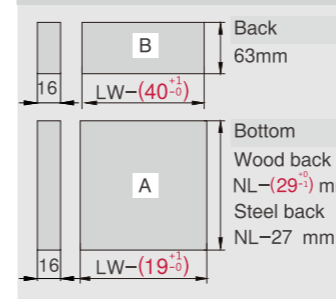
Glass-boxside, glass front, front section and rod for push-open synchronization not included in the kit

Installation Dimensions(mm)

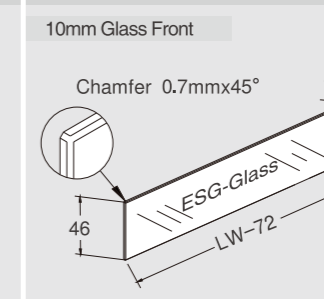
LW=Internal Cabinet Width



Back and Bottom Dimensions(mm)



Glass Front Dimensions(mm)

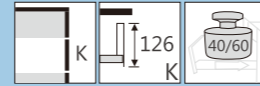


Glass-boxside Dimensions(mm)



MAGIC-PRO

HT12 Series Straight-sided Drawer System (Medium Drawer: K Height)



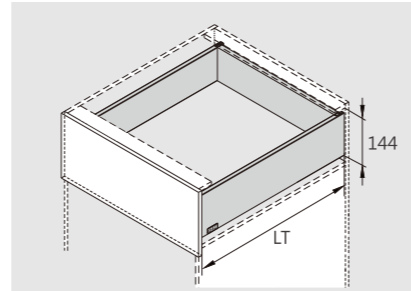
PRODUCT



DESCRIPTION

- Concealed, full extension
- Dynamic load capacity: 40/60kg
- Tool free assembly and removal of drawer
- Silent system guarantees smooth run without noise
- 3D adjustment: Up & down adjustment: ± 2 mm, left & right adjustment: ± 1.5 mm, tilt adjustment: $+1.5, -2.5$ mm
- Finish: Silk white(E29), Grey matt(E30), Gloss white(E32), Stainless steel(F04)

SPACE REQUIREMENT

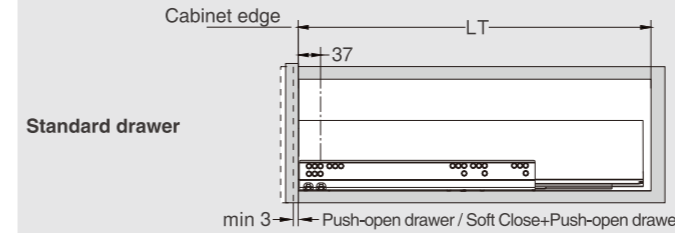


LT=Internal Cabinet Depth
LT=NL+3

PLANNING

Installation Dimensions(mm)

NL=Nominal Slide Length
LT=Internal Cabinet Depth
LT=NL+3



Cabinet Configuration

Cabinet widths/KB(mm)	Soft close drawer Stabilizer	Push-open drawer Synchronization rod	
300	—	○	not recommended
350	—	○	
400	—	○	
450	—	○	
500	—	○	recommended
600	—	○	
800	○	●	strongly recommended
900	○	●	
1000	○	●	
1200	○	●	

MEDIUM DRAWER FOR WOOD DRAWER BACK

Kit Package

Silk White(E29)! Grey Matt(E30)! Stainless Steel(F04)

NL	Soft Close item No.	Push-open item No.	Soft-close+ Push-open item No.	Set/ctn
270mm	HT122704A11	HT422704A11		1
300mm	HT123004A11	HT423004A11		1
350mm	HT123504A11	HT423504A11	HT523504A11	1
400mm	HT124004A11	HT424004A11	HT524004A11	1
450mm	HT124504A11	HT424504A11	HT524504A11	1
500mm	HT125004A11	HT425004A11	HT525004A11	1
550mm	HT125504A11	HT425504A11	HT525504A11	1
600mm	HT126004A11	HT426004A11	HT526004A11	1

Slides (left/right) /Industrial Package

Pre-zinc Steel(F02)

NL	Soft Close item No.	Push-open item No.	Soft-close+ Push-open item No.	Set/ctn
270mm	HT102704H	HT402704H		5
300mm	HT103004H	HT403004H		5
350mm	HT103504H	HT403504H	HT503504H	5
400mm	HT104004H	HT404004H	HT504004H	5
450mm	HT104504H	HT404504H	HT504504H	5
500mm	HT105004H	HT405004H	HT505004H	5
550mm	HT105504H	HT405504H	HT505504H	5
600mm	HT106004H	HT406004H	HT506004H	5

Drawer Sides and Cover Caps (left/right) /Industrial Package

Silk White(E29)! Grey Matt(E30)! Stainless Steel(F04)

NL	Item No.	Set/ctn
270mm	HT112701	5
300mm	HT113001	5
350mm	HT113501	5
400mm	HT114001	5
450mm	HT114501	5
500mm	HT115001	5
550mm	HT115501	5
600mm	HT116001	5

Back Fixing-brackets (left/right) / Industrial Package

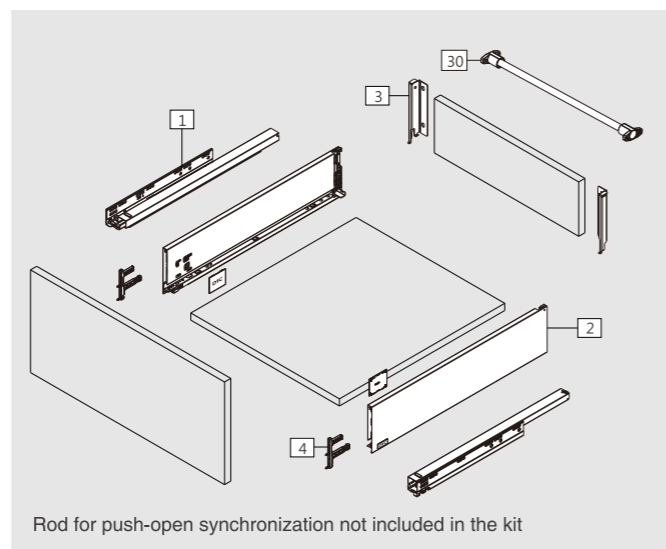
Silk White(E29)! Grey Matt(E30)! Chrome Plated(C01)

Item No.	Set/ctn
HT12031	60


Rod for Push-open Synchronization / Industrial Package

Size:1100mm.Cutting:Internal cabinet width LW-172
For Push-open drawer or Soft Close+Push-open drawer

Item No.	Set/ctn
HT0FH02	60

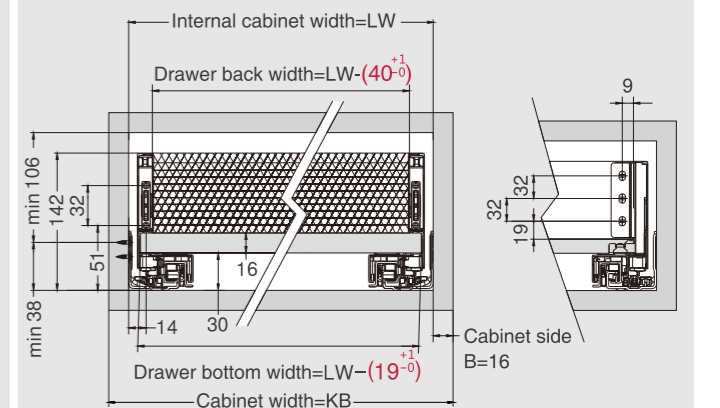


Screw Positions of the Slides(mm)

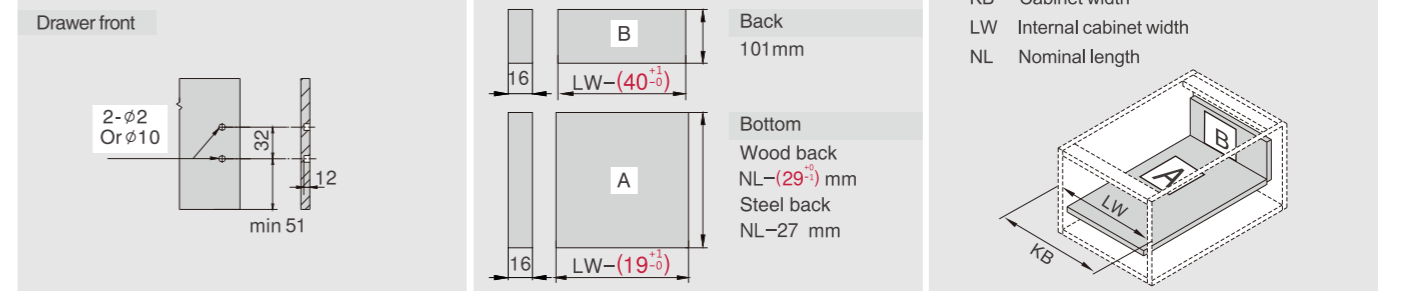


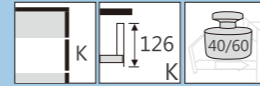
Installation Dimensions(mm)

LW=Internal Cabinet Width



Drawer Front, Back and Bottom Dimensions(mm)





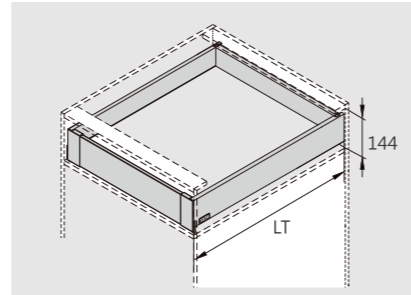
PRODUCT



DESCRIPTION

- Concealed, full extension
- Dynamic load capacity: 40/60kg
- Tool free assembly and removal of drawer
- Silent system guarantees smooth run without noise
- 3D adjustment: Up & down adjustment: ± 2 mm, left & right adjustment: ± 1.5 mm, tilt adjustment: $+1.5$ - 2.5 mm
- Finish: Silk white(E29), Grey matt(E30), Gloss white(E32), Stainless steel(F04)

SPACE REQUIREMENT

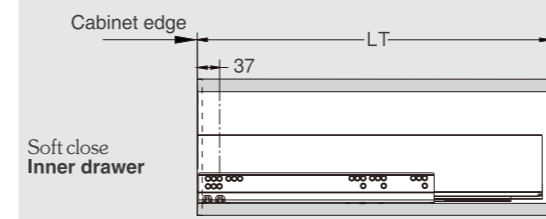


LT=Internal Cabinet Depth
Soft close slides $LT=NL+3$
Push-open slides $LT=NL+12$

PLANNING

Installation Dimensions(mm)

NL=Nominal Slide Length
LT=Internal Cabinet Depth
Soft close slides $LT=NL+3$
Push-open slides $LT=NL+12$



Cabinet Configuration

Cabinet widths/KB(mm)	Soft close drawer Stabilizer	Push-open drawer Synchronization rod	
300	-	○	not recommended
350	-	○	
400	-	○	
450	-	○	
500	-	○	recommended
600	-	○	
800	○	●	strongly recommended
900	○	●	
1000	○	●	
1200	○	●	

MEDIUM INNER DRAWER FOR WOOD DRAWER BACK

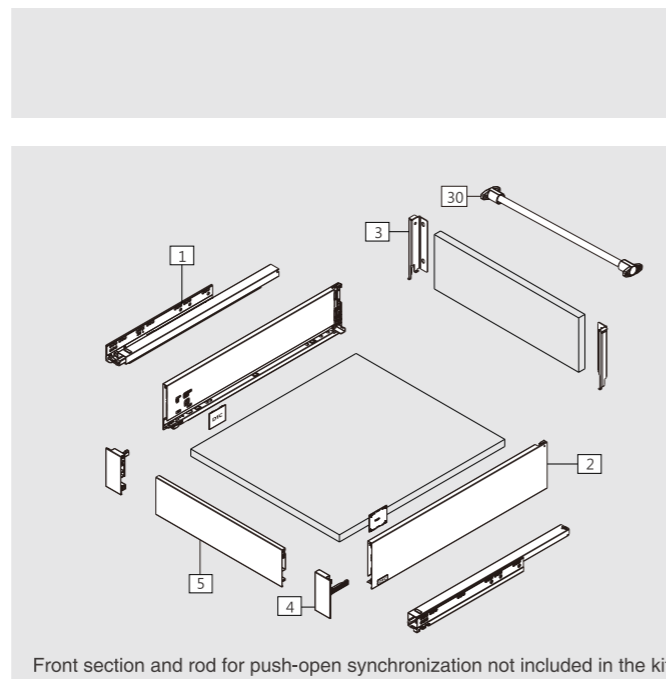
Kit Package				1 Slides (left/right) /Industrial Package				2 Drawer Sides and Cover Caps (left/right) /Industrial Package			
Silk White(E29)! Grey Matt(E30)! Stainless Steel(F04)				Pre-zinc Steel(F02)				Silk White(E29)! Grey Matt(E30)! Stainless Steel(F04)			
NL	Soft Close item No.	Push-open item No.	Set/ctn	NL	Soft Close item No.	Push-open item No.	Set/ctn	NL	Item No.	Set/ctn	
270mm	HT122704Q11	HT422704Q11	1	270mm	HT102704H	HT402704H	5	270mm	HT122701	5	
300mm	HT123004Q11	HT423004Q11	1	300mm	HT103004H	HT403004H	5	300mm	HT123001	5	
350mm	HT123504Q11	HT423504Q11	1	350mm	HT103504H	HT403504H	5	350mm	HT123501	5	
400mm	HT124004Q11	HT424004Q11	1	400mm	HT104004H	HT404004H	5	400mm	HT124001	5	
450mm	HT124504Q11	HT424504Q11	1	450mm	HT104504H	HT404504H	5	450mm	HT124501	5	
500mm	HT125004Q11	HT425004Q11	1	500mm	HT105004H	HT405004H	5	500mm	HT125001	5	
550mm	HT125504Q11	HT425504Q11	1	550mm	HT105504H	HT405504H	5	550mm	HT125501	5	
600mm	HT126004Q11	HT426004Q11	1	600mm	HT106004H	HT406004H	5	600mm	HT126001	5	

3 Back Fixing-brackets (left/right) / Industrial Package	
Silk White(E29)! Grey Matt(E30)! Chrome Plated(C01)	
Item No.	Set/ctn
HT12031	60

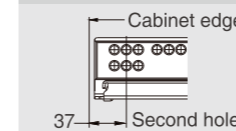
4 Front Fixing-brackets (left/right) / Industrial Package	
Silk White(E29)! Grey Matt(E30)! Stainless Steel(F04)	
Item No.	Set/ctn
HT12013	60

5 Front Section / Industrial Package	
Size:1100mm.Cutting:Internal cabinet width LW-97	
Silk White(E29)! Grey Matt(E30)! Chrome Plated(C01)	
Item No.	Set/ctn
HT12022	20

30 Rod for Push-open Synchronization / Industrial Package	
Size:1100mm.Cutting:Internal cabinet width LW-172	
Item No.	Set/ctn
HT0FH02	60

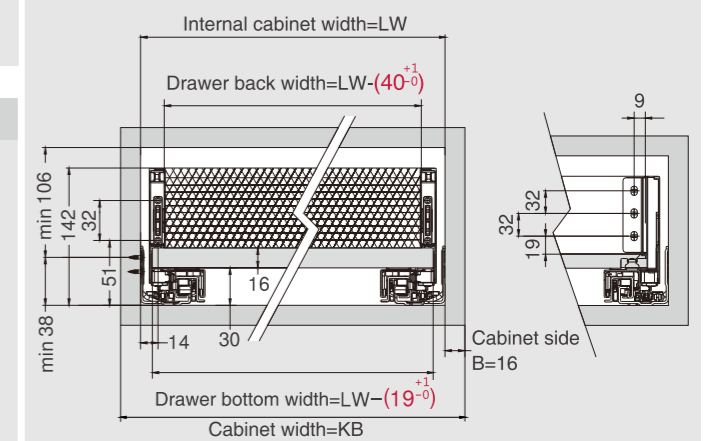


Fixing Hole Position for Push-open Inner Drawer(mm)

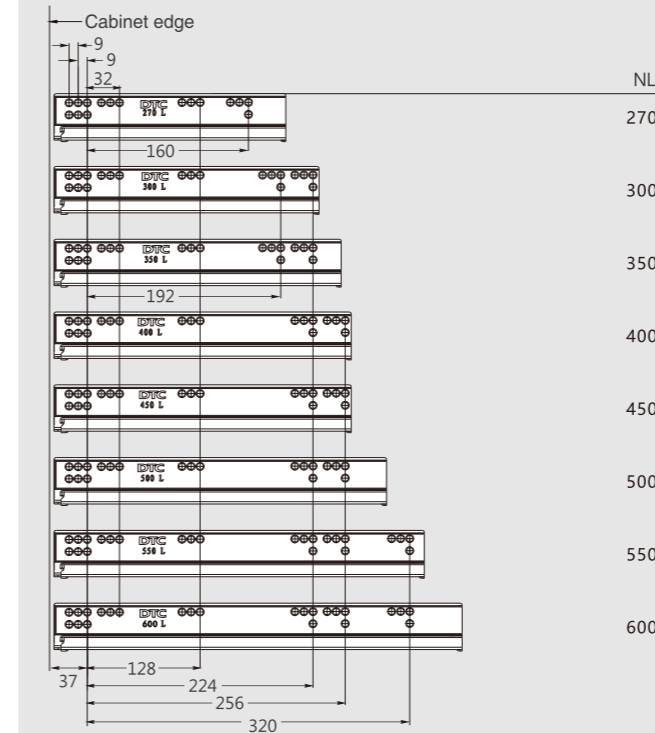


Installation Dimensions(mm)

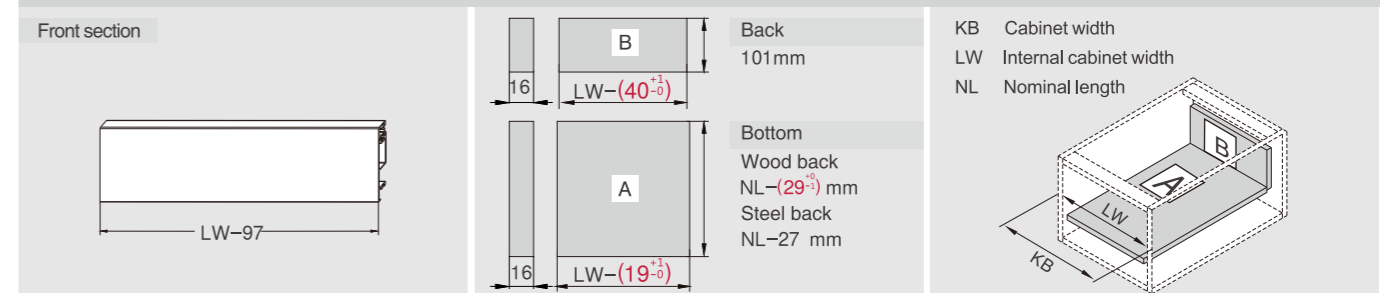
LW=Internal Cabinet Width



Screw Positions of the Slides(mm)

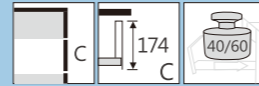


Front Section, Back and Bottom Dimensions(mm)



MAGIC-PRO

HT13 Series Straight-sided Drawer System (High Drawer: C Height)



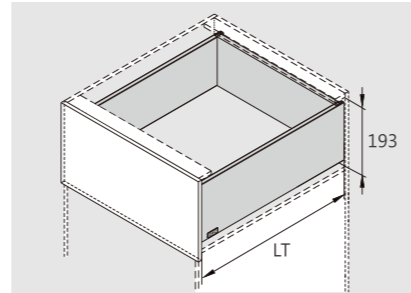
PRODUCT



DESCRIPTION

- Concealed, full extension
- Dynamic load capacity: 40/60kg
- Tool free assembly and removal of drawer
- Silent system guarantees smooth run without noise
- 3D adjustment: Up & down adjustment: ± 2mm, left & right adjustment: ± 1.5mm, tilt adjustment: +1.5,-2.5mm
- Finish: Silk white(E29), Grey matt(E30), Gloss white(E32), Stainless steel(F04)

SPACE REQUIREMENT

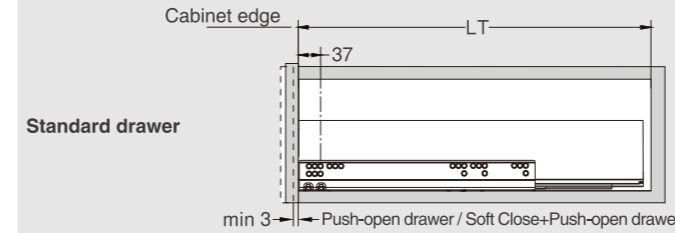


LT=Internal Cabinet Depth
LT=NL+3

PLANNING

Installation Dimensions(mm)

NL=Nominal Slide Length
LT=Internal Cabinet Depth
LT=NL+3



Cabinet Configuration

Cabinet widths/KB(mm)	Soft close drawer Stabilizer	Push-open drawer Synchronization rod	
300	-	○	not recommended
350	-	○	
400	-	○	
450	-	○	
500	-	○	recommended
600	-	○	
800	○	●	strongly recommended
900	○	●	
1000	○	●	
1200	○	●	

HIGH DRAWER FOR WOOD DRAWER BACK

Kit Package

Silk White(E29)! Grey Matt(E30)! Stainless Steel(F04)

NL	Soft Close item No.	Push-open item No.	Soft-close+ Push-open item No.	Set/ctn
270mm	HT132704A11	HT432704A11		1
300mm	HT133004A11	HT433004A11		1
350mm	HT133504A11	HT433504A11	HT533504A11	1
400mm	HT134004A11	HT434004A11	HT534004A11	1
450mm	HT134504A11	HT434504A11	HT534504A11	1
500mm	HT135004A11	HT435004A11	HT535004A11	1
550mm	HT135504A11	HT435504A11	HT535504A11	1
600mm	HT136004A11	HT436004A11	HT536004A11	1

Slides (left/right) /Industrial Package

Pre-zinc Steel(F02)

NL	Soft Close item No.	Push-open item No.	Soft-close+ Push-open item No.	Set/ctn
270mm	HT102704H	HT402704H		5
300mm	HT103004H	HT403004H		5
350mm	HT103504H	HT403504H	HT503504H	5
400mm	HT104004H	HT404004H	HT504004H	5
450mm	HT104504H	HT404504H	HT504504H	5
500mm	HT105004H	HT405004H	HT505004H	5
550mm	HT105504H	HT405504H	HT505504H	5
600mm	HT106004H	HT406004H	HT506004H	5

Drawer Sides and Cover Caps (left/right) /Industrial Package

Silk White(E29)! Grey Matt(E30)! Stainless Steel(F04)

NL	Item No.	Set/ctn
270mm	HT132701	5
300mm	HT133001	5
350mm	HT133501	5
400mm	HT134001	5
450mm	HT134501	5
500mm	HT135001	5
550mm	HT135501	5
600mm	HT136001	5

Back Fixing-brackets (left/right) / Industrial Package

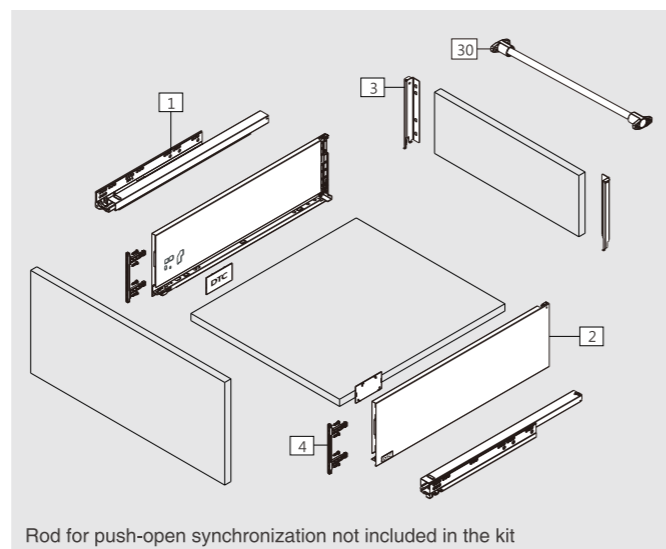
Silk White(E29)! Grey Matt(E30)! Chrome Plated(C01)

Item No.	Set/ctn
HT13031	60

Rod for Push-open Synchronization / Industrial Package

Size:1100mm.Cutting:Internal cabinet width LW-172
For Push-open drawer or Soft Close+Push-open drawer

Item No.	Set/ctn
HT0FH02	60




Front Fixing-brackets (left/right) / Industrial Package

Zinc Plated(B01)

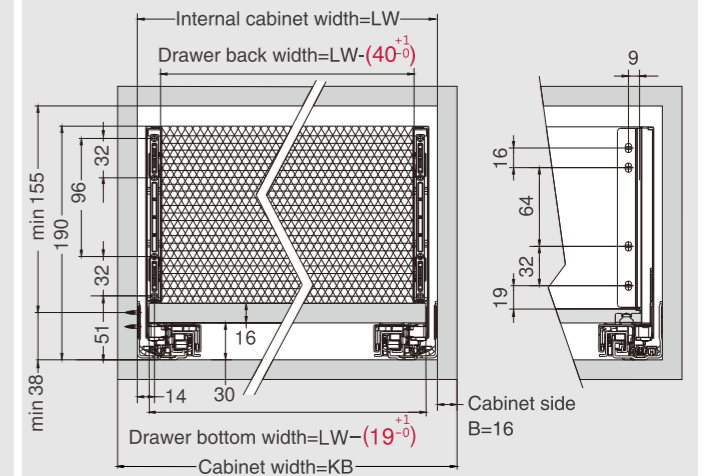
Item No.	Set/ctn
Screw-on TB03011	120
Press-in TB03016	120

Screw Positions of the Slides(mm)

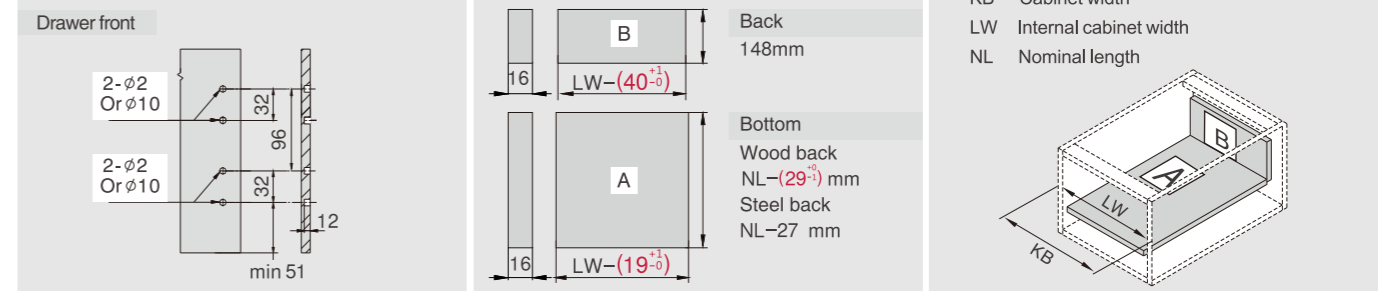


Installation Dimensions(mm)

LW=Internal Cabinet Width

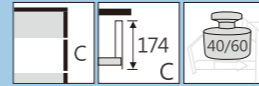


Drawer Front, Back and Bottom Dimensions(mm)



MAGIC-PRO

HT13 Series Straight-sided Drawer System (High Drawer: C Height)



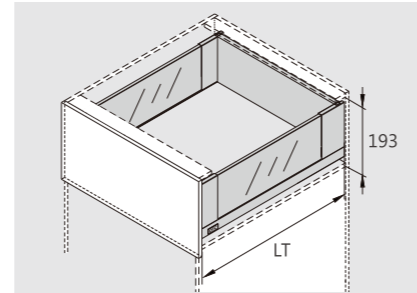
PRODUCT



DESCRIPTION

- Concealed, full extension
- Dynamic load capacity: 40/60kg
- Tool free assembly and removal of drawer
- Silent system guarantees smooth run without noise
- 3D adjustment: Up & down adjustment: ± 2mm, left & right adjustment: ± 1.5mm, tilt adjustment: +1.5, -2.5mm
- Finish: Silk white(E29), Grey matt(E30), Gloss white(E32), Stainless steel(F04)

SPACE REQUIREMENT

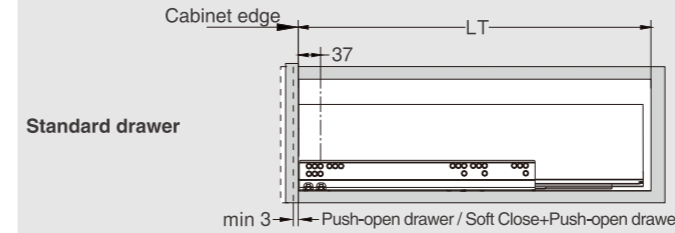


LT=Internal Cabinet Depth
LT=NL+3

PLANNING

Installation Dimensions(mm)

NL=Nominal Slide Length
LT=Internal Cabinet Depth
LT=NL+3



Cabinet Configuration

Cabinet widths/KB(mm)	Soft close drawer Stabilizer	Push-open drawer Synchronization rod	
300	-	○	not recommended
350	-	○	
400	-	○	
450	-	○	
500	-	○	recommended
600	-	○	
800	○	●	strongly recommended
900	○	●	
1000	○	●	
1200	○	●	

HIGH DRAWER WITH GLASS-BOXSIDE FOR WOOD DRAWER BACK

Kit Package

Silk White(E29)! Grey Matt(E30)! Stainless Steel(F04)

NL	Soft Close item No.	Push-open item No.	Soft-close+Push-open item No.	Set/ctn
270mm	HT132704A12	HT432704A12		1
300mm	HT133004A12	HT433004A12		1
350mm	HT133504A12	HT433504A12	HT533504A12	1
400mm	HT134004A12	HT434004A12	HT534004A12	1
450mm	HT134504A12	HT434504A12	HT534504A12	1
500mm	HT135004A12	HT435004A12	HT535004A12	1
550mm	HT135504A12	HT435504A12	HT535504A12	1
600mm	HT136004A12	HT436004A12	HT536004A12	1

1 Slides (left/right) /Industrial Package

Pre-zinc Steel(F02)

NL	Soft Close item No.	Push-open item No.	Soft-close+Push-open item No.	Set/ctn
270mm	HT102704H	HT402704H		5
300mm	HT103004H	HT403004H		5
350mm	HT103504H	HT403504H	HT503504H	5
400mm	HT104004H	HT404004H	HT504004H	5
450mm	HT104504H	HT404504H	HT504504H	5
500mm	HT105004H	HT405004H	HT505004H	5
550mm	HT105504H	HT405504H	HT505504H	5
600mm	HT106004H	HT406004H	HT506004H	5

2 Drawer Sides and Cover Caps (left/right) /Industrial Package

Silk White(E29)! Grey Matt(E30)! Stainless Steel(F04)

NL	Item No.	Set/ctn
270mm	HT132702	5
300mm	HT133002	5
350mm	HT133502	5
400mm	HT134002	5
450mm	HT134502	5
500mm	HT135002	5
550mm	HT135502	5
600mm	HT136002	5

15 10mm Glass-boxside (left/right) /Industrial Package

Glass(G01)! Ground Glass(G02)! Figured Glass(G03)

NL	Item No.	Set/ctn
270mm	HT13061270	10
300mm	HT13061300	10
350mm	HT13061350	10
400mm	HT13061400	10
450mm	HT13061450	10
500mm	HT13061500	10
550mm	HT13061550	10
600mm	HT13061600	10

3 Back Fixing-brackets (left/right) / Industrial Package

Silk White(E29)! Grey Matt(E30)! Chrome Plated(C01)

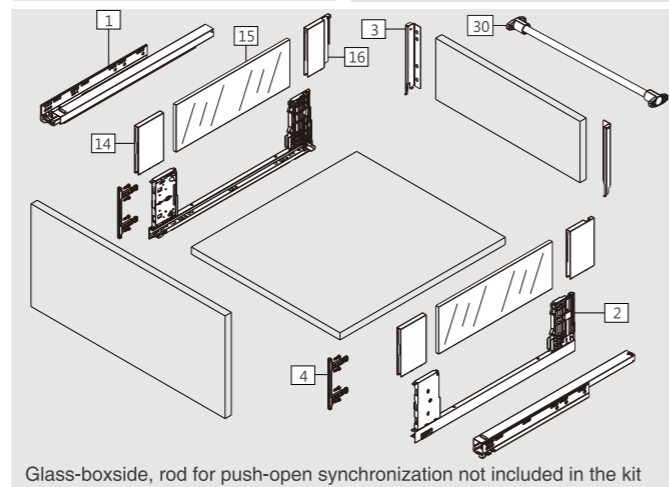
Item No. **HT13031** Set/ctn 60

30 Rod for Push-open Synchronization / Industrial Package


For Push-open drawer or Soft Close+Push-open drawer

Item No. **HT0FH02** Set/ctn 60

Size: 1100mm. Cutting: Internal cabinet width LW-172



Screw Positions of the Slides(mm)



14 Front Adapter (left/right) / Industrial Package

Silk White(E29)! Grey Matt(E30)! Stainless Steel(F04)

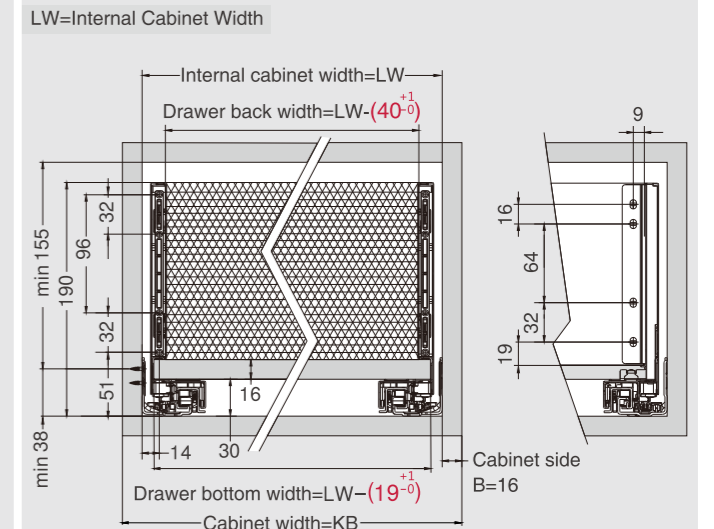
Item No. **HT13063** Set/ctn 60

16 Front Adapter (left/right) / Industrial Package

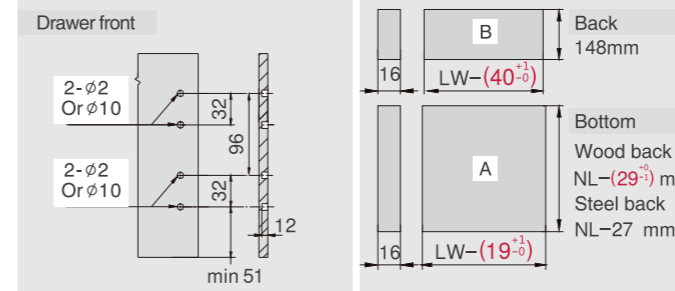
Silk White(E29)! Grey Matt(E30)! Stainless Steel(F04)

Item No. **HT13064** Set/ctn 60

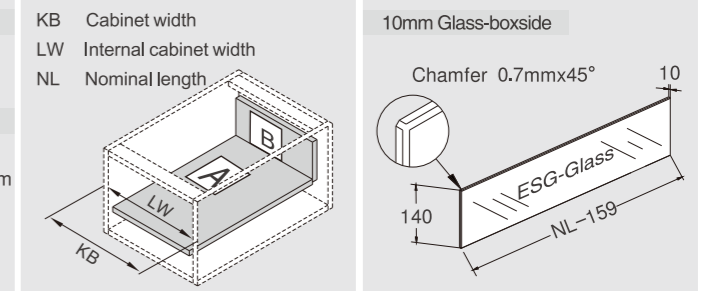
Installation Dimensions(mm)

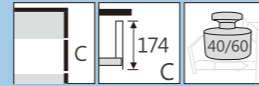


Drawer Front, Back and Bottom Dimensions(mm)



Glass-boxside Dimensions(mm)





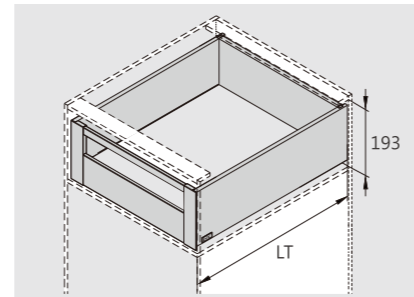
PRODUCT



DESCRIPTION

- Concealed, full extension
- Dynamic load capacity: 40/60kg
- Tool free assembly and removal of drawer without noise
- Silent system guarantees smooth run without noise
- 3D adjustment: Up & down adjustment: ± 2 mm, left & right adjustment: ± 1.5 mm, tilt adjustment: $+1.5$,- 2.5 mm
- Finish: Silk white(E29), Grey matt(E30), Gloss white(E32), Stainless steel(F04)

SPACE REQUIREMENT



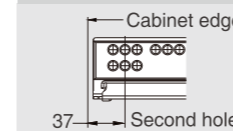
LT=Internal Cabinet Depth
Soft close slides LT=NL+3
Push-open slides LT=NL+12

PLANNING

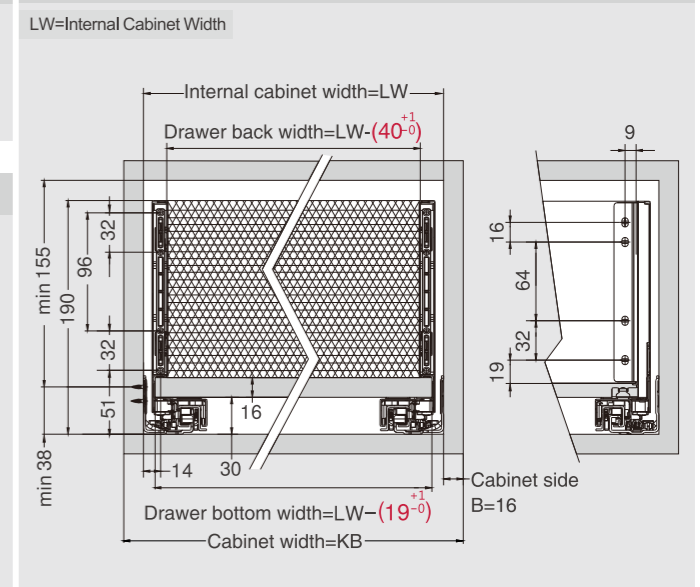
Installation Dimensions(mm)		Cabinet Configuration	
NL=Nominal Slide Length LT=Internal Cabinet Depth	Soft close slides LT=NL+3 Push-open slides LT=NL+12	Cabinet widths/KB(mm)	Soft close drawer Stabilizer Push-open drawer Synchronization rod
		300	○
		350	○
		400	○
		450	○
		500	○
		600	○
		800	●
		900	●
		1000	●
		1200	●

○ not recommended
● recommended

Fixing Hole Position for Push-open Inner Drawer(mm)



Installation Dimensions(mm)



HIGH INNER DRAWER WITH SQUARE CROSS RAIL FOR WOOD DRAWER BACK

Kit Package				1 Slides (left/right) /Industrial Package				2 Drawer Sides and Cover Caps (left/right) /Industrial Package				
Silk White(E29)! Grey Matt(E30)! Stainless Steel(F04)				Pre-zinc Steel(F02)				Silk White(E29)! Grey Matt(E30)! Stainless Steel(F04)				
NL	Soft Close item No.	Push-open item No.	Set/ctn	NL	Soft Close item No.	Push-open item No.	Set/ctn	NL	Item No.	Set/ctn	Item No.	Set/ctn
270mm	HT132704Q31	HT432704Q31	1	270mm	HT102704H	HT402704H	5	270mm	HT132701	5		
300mm	HT133004Q31	HT433004Q31	1	300mm	HT103004H	HT403004H	5	300mm	HT133001	5		
350mm	HT133504Q31	HT433504Q31	1	350mm	HT103504H	HT403504H	5	350mm	HT133501	5		
400mm	HT134004Q31	HT434004Q31	1	400mm	HT104004H	HT404004H	5	400mm	HT134001	5		
450mm	HT134504Q31	HT434504Q31	1	450mm	HT104504H	HT404504H	5	450mm	HT134501	5		
500mm	HT135004Q31	HT435004Q31	1	500mm	HT105004H	HT405004H	5	500mm	HT135001	5		
550mm	HT135504Q31	HT435504Q31	1	550mm	HT105504H	HT405504H	5	550mm	HT135501	5		
600mm	HT136004Q31	HT436004Q31	1	600mm	HT106004H	HT406004H	5	600mm	HT136001	5		

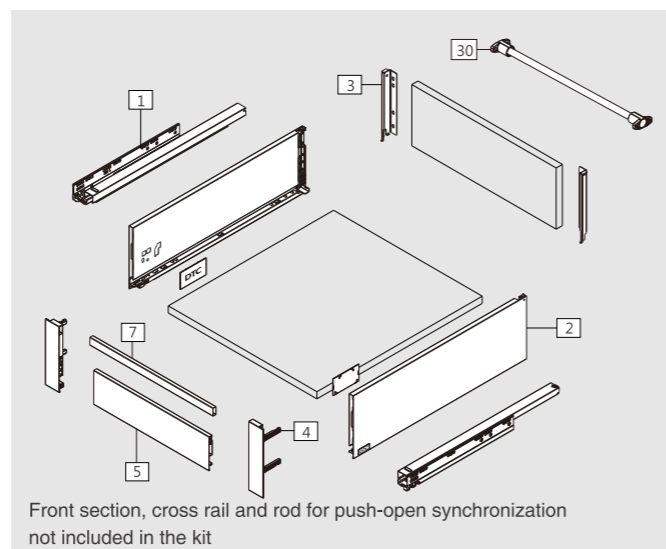
3	Back Fixing-brackets (left/right) / Industrial Package	Silk White(E29)! Grey Matt(E30)! Chrome Plated(C01)	Item No. HT13031	Set/ctn 40
---	--	---	------------------	------------

7	Square Cross Rail / Industrial Package	Silk White(E29)! Grey Matt(E30)! Size:1100mm.Cutting:Internal cabinet width LW-72	Item No. HT10071	Set/ctn 60
---	--	--	------------------	------------

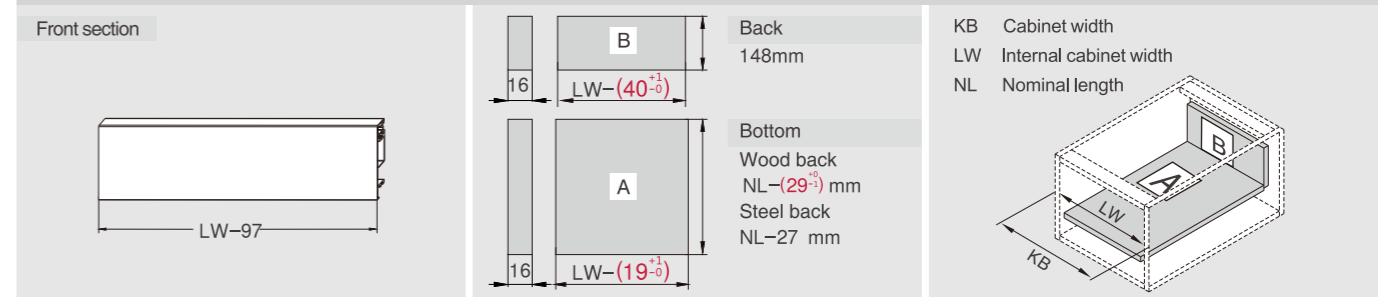
4	Front Fixing-brackets (left/right) / Industrial Package	Silk White(E29)! Grey Matt(E30)! Stainless Steel(F04)	Item No. HT13014	Set/ctn 60
---	---	---	------------------	------------

5	Front Section / Industrial Package	Silk White(E29)! Grey Matt(E30)! Chrome Plated(C01) Size:1100mm.Cutting:Internal cabinet width LW-97	Item No. HT10022	Set/ctn 20
---	------------------------------------	---	------------------	------------

30	Rod for Push-open Synchronization / Industrial Package	Size:1100mm.Cutting:Internal cabinet width LW-172	Item No. HT0FH02	Set/ctn 60
----	--	---	------------------	------------

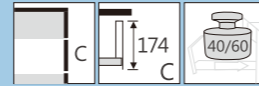


Front Section, Back and Bottom Dimensions(mm)



MAGIC-PRO

HT13 Series Straight-sided Drawer System (High Inner Drawer: C Height)



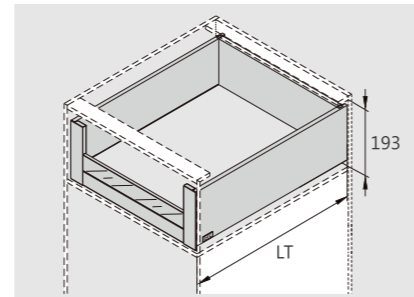
PRODUCT



DESCRIPTION

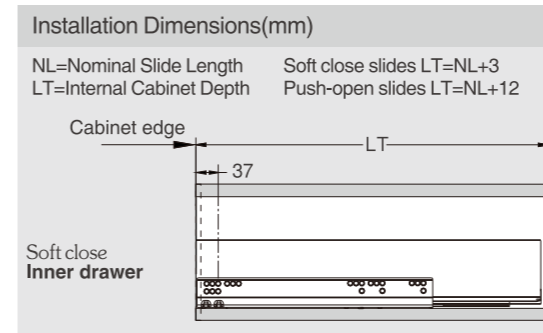
- Concealed, full extension
- Dynamic load capacity: 40/60kg
- Tool free assembly and removal of drawer
- Silent system guarantees smooth run without noise
- 3D adjustment: Up & down adjustment: ± 2mm, left & right adjustment: ± 1.5mm, tilt adjustment: +1.5,-2.5mm
- Finish: Silk white(E29), Grey matt(E30), Gloss white(E32), Stainless steel(F04)

SPACE REQUIREMENT

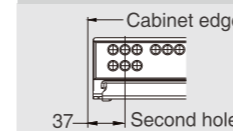


LT=Internal Cabinet Depth
Soft close slides LT=NL+3
Push-open slides LT=NL+12

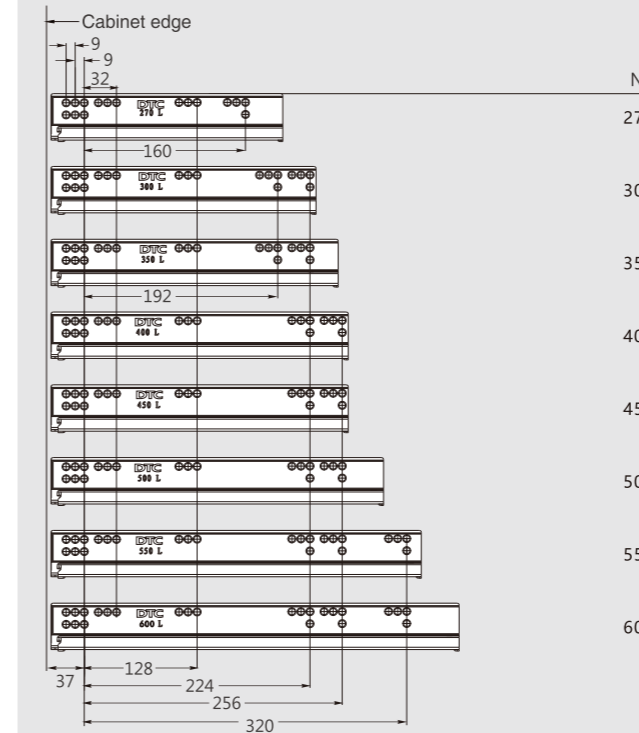
PLANNING



Fixing Hole Position for Push-open Inner Drawer(mm)



Screw Positions of the Slides(mm)



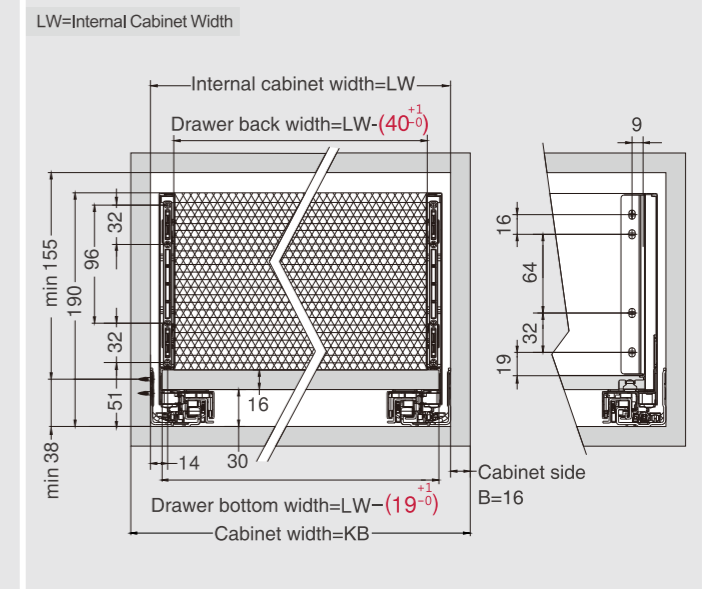
Cabinet Configuration

Cabinet widths/KB (mm)	Soft close drawer Stabilizer	Push-open drawer Synchronization rod	
300	-	○	not recommended
350	-	○	
400	-	○	
450	-	○	
500	-	○	recommended
600	-	○	
800	○	●	strongly recommended
900	○	●	
1000	○	●	
1200	○	●	

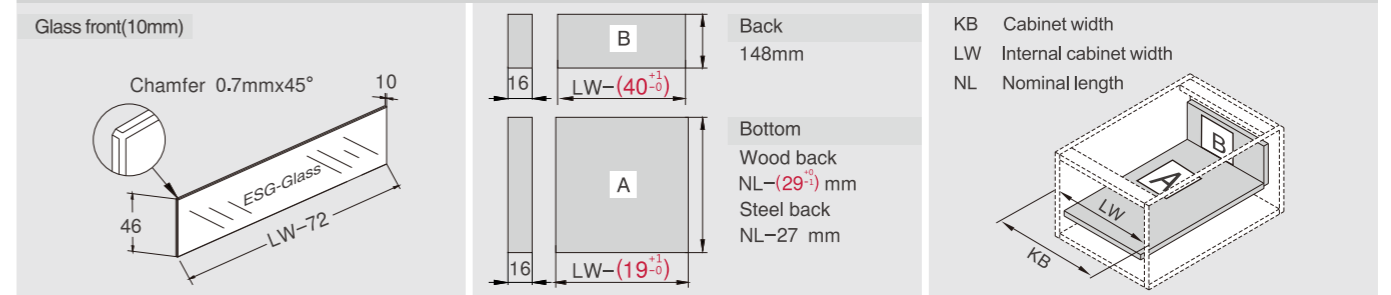
Cabinet widths/KB (mm)	Item No.	Pcs/ctn
300mm	HT11062300	10
350mm	HT11062350	10
400mm	HT11062400	10
450mm	HT11062450	10
500mm	HT11062500	10
600mm	HT11062600	10
800mm	HT11062800	10
900mm	HT11062900	10
1000mm	HT110621000	10
1200mm	HT110621200	10

Cabinet side thickness: B=16mm.
For different cabinet side thickness e.g 18mm or 19mm, customised glass-front is needed.

Installation Dimensions(mm)



Glass Front, Back and Bottom Dimensions(mm)



HIGH INNER DRAWER WITH LOW GLASS FRONT FOR WOOD DRAWER BACK

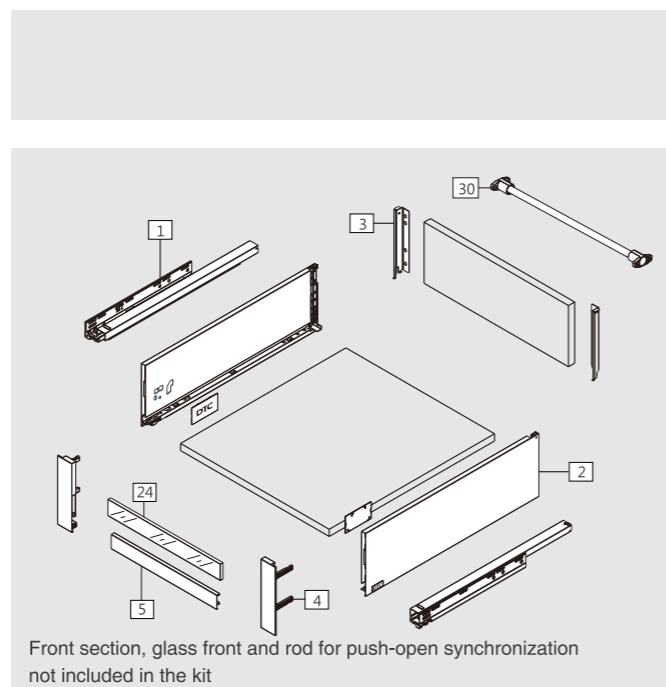
Kit Package				1 Slides (left/right) /Industrial Package				2 Drawer Sides and Cover Caps (left/right) /Industrial Package				
Silk White(E29)! Grey Matt(E30)! Stainless Steel(F04)				Pre-zinc Steel(F02)				Silk White(E29)! Grey Matt(E30)! Stainless Steel(F04)				
NL	Soft Close item No.	Push-open item No.	Set/ctn	NL	Soft Close item No.	Push-open item No.	Set/ctn	NL	Item No.	Set/ctn	Item No.	Set/ctn
270mm	HT132704Q11	HT432704Q11	1	270mm	HT102704H	HT402704H	5	270mm	HT132701	5		
300mm	HT133004Q11	HT433004Q11	1	300mm	HT103004H	HT403004H	5	300mm	HT133001	5		
350mm	HT133504Q11	HT433504Q11	1	350mm	HT103504H	HT403504H	5	350mm	HT133501	5		
400mm	HT134004Q11	HT434004Q11	1	400mm	HT104004H	HT404004H	5	400mm	HT134001	5		
450mm	HT134504Q11	HT434504Q11	1	450mm	HT104504H	HT404504H	5	450mm	HT134501	5		
500mm	HT135004Q11	HT435004Q11	1	500mm	HT105004H	HT405004H	5	500mm	HT135001	5		
550mm	HT135504Q11	HT435504Q11	1	550mm	HT105504H	HT405504H	5	550mm	HT135501	5		
600mm	HT136004Q11	HT436004Q11	1	600mm	HT106004H	HT406004H	5	600mm	HT136001	5		

3 Back Fixing-brackets (left/right) / Industrial Package	
Item No.	HT13031
Set/ctn	40

4 Front Fixing-brackets (left/right) / Industrial Package	
Item No.	HT13012
Set/ctn	60

5 Front Section / Industrial Package	
Item No.	HT10021
Set/ctn	20

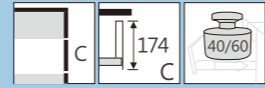
30 Rod for Push-open Synchronization / Industrial Package	
Item No.	HT0FH02
Set/ctn	60



Front section, glass front and rod for push-open synchronization not included in the kit

MAGIC-PRO

HT13 Series Straight-sided Drawer System (High Inner Drawer: C Height)



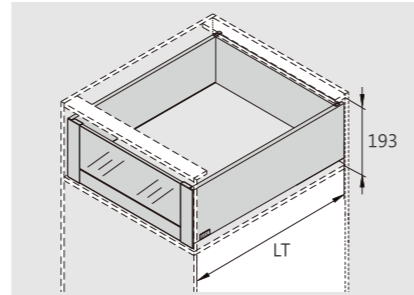
PRODUCT



DESCRIPTION

- Concealed, full extension
- Dynamic load capacity: 40/60kg
- Tool free assembly and removal of drawer without noise
- Silent system guarantees smooth run without noise
- 3D adjustment: Up & down adjustment: ± 2mm, left & right adjustment: ± 1.5mm, tilt adjustment: +1.5,-2.5mm
- Finish: Silk white(E29), Grey matt(E30), Gloss white(E32), Stainless steel(F04)

SPACE REQUIREMENT

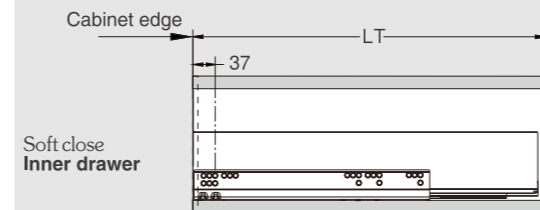


LT=Internal Cabinet Depth
Soft close slides LT=NL+3
Push-open slides LT=NL+12

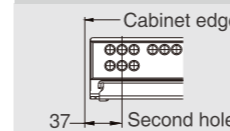
PLANNING

Installation Dimensions(mm)

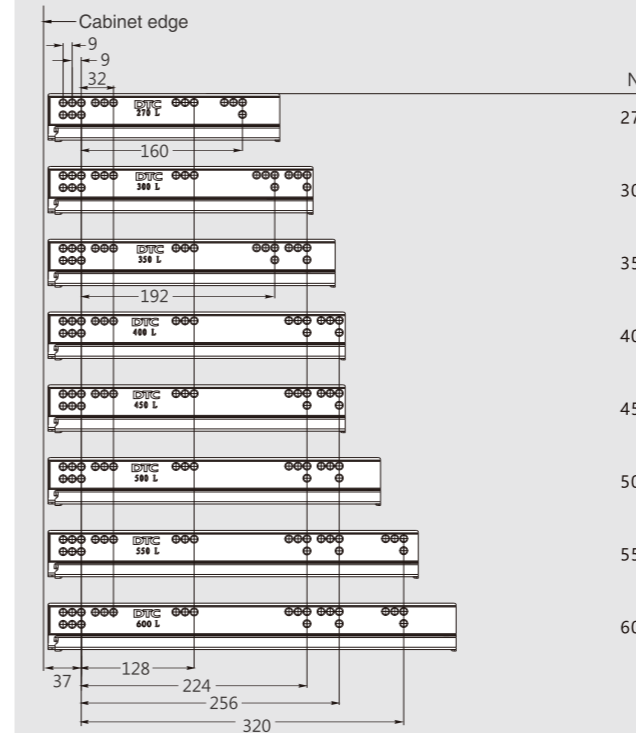
NL=Nominal Slide Length
LT=Internal Cabinet Depth
Soft close slides LT=NL+3
Push-open slides LT=NL+12



Fixing Hole Position for Push-open Inner Drawer(mm)



Screw Positions of the Slides(mm)



Cabinet Configuration

Cabinet widths/KB (mm)	Soft close drawer Stabilizer	Push-open drawer Synchronization rod	
300	-	○	not recommended
350	-	○	
400	-	○	
450	-	○	
500	-	○	recommended
600	-	○	
800	○	●	strongly recommended
900	○	●	
1000	○	●	
1200	○	●	

24 10mm Glass-front/Industrial Package

Glass(G01)! Ground Glass(G02)! Figured Glass(G03)

Cabinet widths/KB (mm)	Item No.	Pcs/ctn
300mm	HT13062300	10
350mm	HT13062350	10
400mm	HT13062400	10
450mm	HT13062450	10
500mm	HT13062500	10
600mm	HT13062600	10
800mm	HT13062800	10
900mm	HT13062900	10
1000mm	HT130621000	10
1200mm	HT130621200	10

Cabinet side thickness: B=16mm.
For different cabinet side thickness e.g 18mm or 19mm, customised glass-front is needed.

HIGH INNER DRAWER WITH HIGH GLASS FRONT FOR WOOD DRAWER BACK

Kit Package			
NL	Soft Close item No.	Push-open item No.	Set/ctn
270mm	HT132704Q21	HT432704Q21	1
300mm	HT133004Q21	HT433004Q21	1
350mm	HT133504Q21	HT433504Q21	1
400mm	HT134004Q21	HT434004Q21	1
450mm	HT134504Q21	HT434504Q21	1
500mm	HT135004Q21	HT435004Q21	1
550mm	HT135504Q21	HT435504Q21	1
600mm	HT136004Q21	HT436004Q21	1

1 Slides (left/right) /Industrial Package			
NL	Soft Close item No.	Push-open item No.	Set/ctn
270mm	HT102704H	HT402704H	5
300mm	HT103004H	HT403004H	5
350mm	HT103504H	HT403504H	5
400mm	HT104004H	HT404004H	5
450mm	HT104504H	HT404504H	5
500mm	HT105004H	HT405004H	5
550mm	HT105504H	HT405504H	5
600mm	HT106004H	HT406004H	5

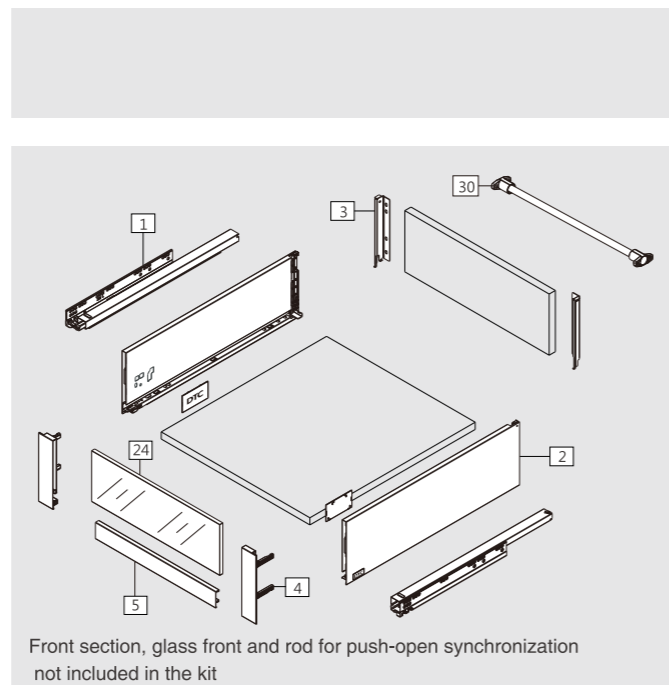
2 Drawer Sides and Cover Caps (left/right) /Industrial Package			
NL	Item No.	Set/ctn	
270mm	HT132701	5	
300mm	HT133001	5	
350mm	HT133501	5	
400mm	HT134001	5	
450mm	HT134501	5	
500mm	HT135001	5	
550mm	HT135501	5	
600mm	HT136001	5	

3 Back Fixing-brackets (left/right) / Industrial Package		
Item No.	Set/ctn	
HT13031	40	

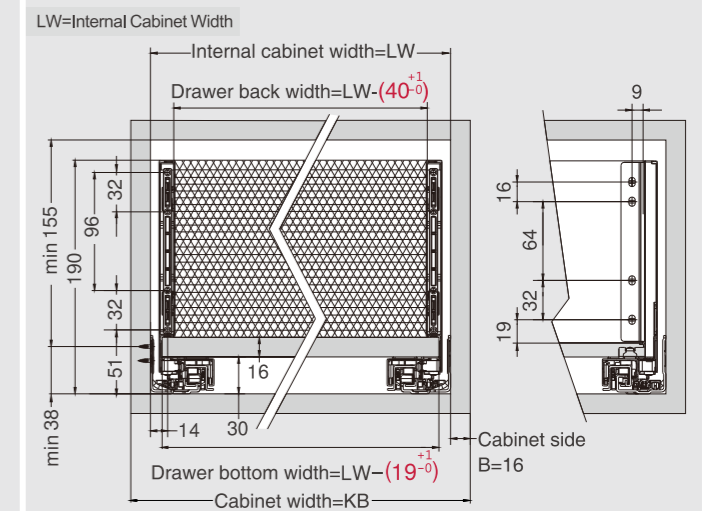
4 Front Fixing-brackets (left/right) / Industrial Package		
Item No.	Set/ctn	
HT13013	60	

5 Front Section / Industrial Package		
Item No.	Set/ctn	
HT10021	20	

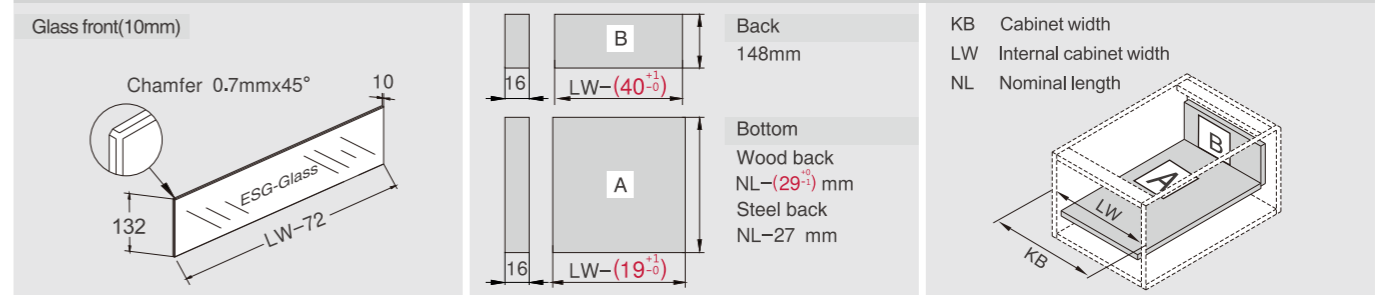
30 Rod for Push-open Synchronization / Industrial Package		
Item No.	Set/ctn	
HT0FH02	60	

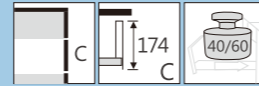


Installation Dimensions(mm)



Glass Front, Back and Bottom Dimensions(mm)





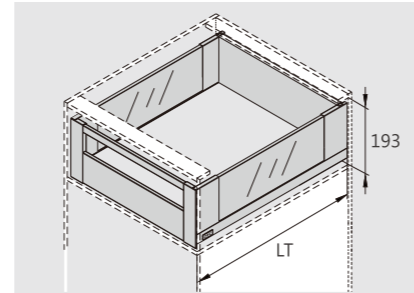
PRODUCT



DESCRIPTION

- Concealed, full extension
- Dynamic load capacity: 40/60kg
- Tool free assembly and removal of drawer
- Silent system guarantees smooth run without noise
- 3D adjustment: Up & down adjustment: ± 2mm, left & right adjustment: ± 1.5mm, tilt adjustment: +1.5,-2.5mm
- Finish: Silk white(E29), Grey matt(E30), Gloss white(E32), Stainless steel(F04)

SPACE REQUIREMENT

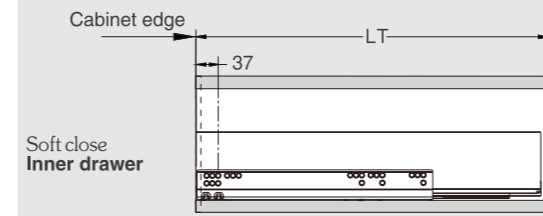


LT=Internal Cabinet Depth
Soft close slides LT=NL+3
Push-open slides LT=NL+12

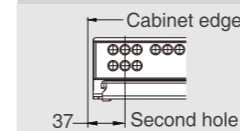
PLANNING

Installation Dimensions(mm)

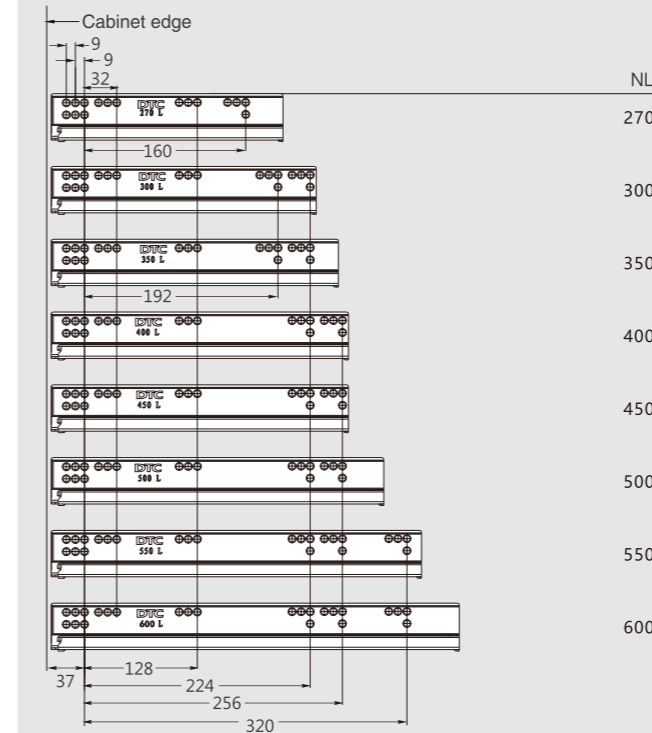
NL=Nominal Slide Length
LT=Internal Cabinet Depth
Soft close slides LT=NL+3
Push-open slides LT=NL+12



Fixing Hole Position for Push-open Inner Drawer(mm)



Screw Positions of the Slides(mm)



Cabinet Configuration

Cabinet widths/KB (mm)	Soft close drawer Stabilizer	Push-open drawer Synchronization rod	
300	-	○	not recommended
350	-	○	
400	-	○	
450	-	○	
500	-	○	recommended
600	-	○	
800	○	●	strongly recommended
900	○	●	
1000	○	●	
1200	○	●	

7 Square Cross Rail / Industrial Package

Silk White(E29)! Grey Matt(E30)
Item No. **HT10071**
Set/ctn 60
Size:1100mm.Cutting:Internal cabinet width LW-72

HIGH INNER DRAWER WITH GLASS-BOXSIDE AND SQUARE CROSS RAIL FOR WOOD DRAWER BACK

Kit Package				1 Slides (left/right) /Industrial Package				2 Drawer Sides and Cover Caps (left/right) /Industrial Package			
Silk White(E29)! Grey Matt(E30)! Stainless Steel(F04)				Pre-zinc Steel(F02)				Silk White(E29)! Grey Matt(E30)! Stainless Steel(F04)			
NL	Soft Close item No.	Push-open item No.	Set/ctn	NL	Soft Close item No.	Push-open item No.	Set/ctn	NL	Item No.	Set/ctn	
270mm	HT132704Q32	HT432704Q32	1	270mm	HT102704H	HT402704H	5	270mm	HT132702	5	
300mm	HT133004Q32	HT433004Q32	1	300mm	HT103004H	HT403004H	5	300mm	HT133002	5	
350mm	HT133504Q32	HT433504Q32	1	350mm	HT103504H	HT403504H	5	350mm	HT133502	5	
400mm	HT134004Q32	HT434004Q32	1	400mm	HT104004H	HT404004H	5	400mm	HT134002	5	
450mm	HT134504Q32	HT434504Q32	1	450mm	HT104504H	HT404504H	5	450mm	HT134502	5	
500mm	HT135004Q32	HT435004Q32	1	500mm	HT105004H	HT405004H	5	500mm	HT135002	5	
550mm	HT135504Q32	HT435504Q32	1	550mm	HT105504H	HT405504H	5	550mm	HT135502	5	
600mm	HT136004Q32	HT436004Q32	1	600mm	HT106004H	HT406004H	5	600mm	HT136002	5	

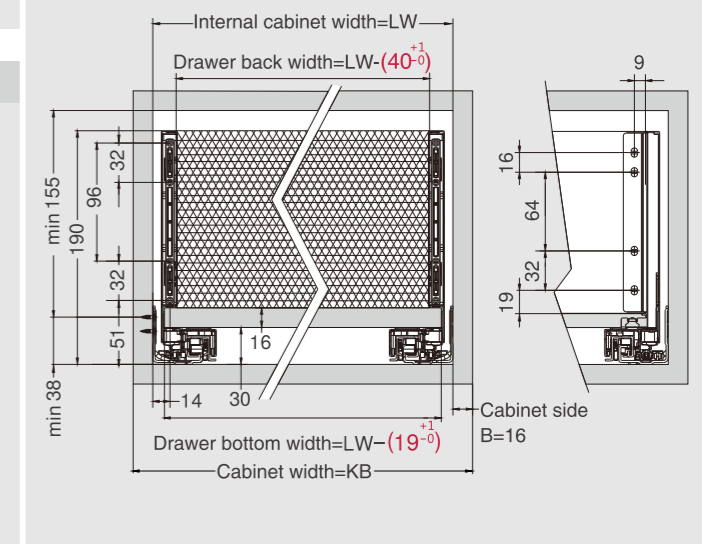
15 10mm Glass-boxside (left/right) /Industrial Package			3 Back Fixing-brackets (left/right) / Industrial Package			14 Front Adapter (left/right) / Industrial Package		
Glass(G01)! Ground Glass(G02) Figured Glass(G03)			Silk White(E29)! Grey Matt(E30) Chrome Plated(C01)			Silk White(E29)! Grey Matt(E30)! Stainless Steel(F04)		
NL	Item No.	Set/ctn	Item No.	Set/ctn	Item No.	Set/ctn	Item No.	Set/ctn
270mm	HT13061270	10	HT13031	60	HT13063	60	HT13063	60
300mm	HT13061300	10			HT13064	60	HT13064	60
350mm	HT13061350	10	4 Front Fixing-brackets (left/right) / Industrial Package					
400mm	HT13061400	10	Silk White(E29)! Grey Matt(E30)! Stainless Steel(F04)					
450mm	HT13061450	10	Item No. HT13014					
500mm	HT13061500	10	Set/ctn 60					
550mm	HT13061550	10						
600mm	HT13061600	10						

5 Front Section / Industrial Package		30 Rod for Push-open Synchronization / Industrial Package	
Silk White(E29)! Grey Matt(E30)! Chrome Plated(C01)		HT0FH02	
Size:1100mm.Cutting:Internal cabinet width LW-97	Item No. HT10022	Size:1100mm.Cutting:Internal cabinet width LW-172	Set/ctn 60
	Set/ctn 20		

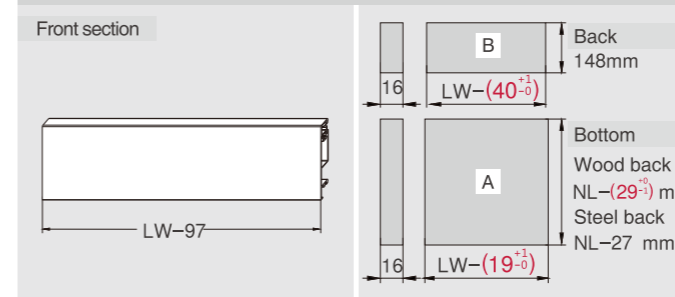
Glass-boxside, front section, cross rail and rod for push-open synchronization not included in the kit

Installation Dimensions(mm)

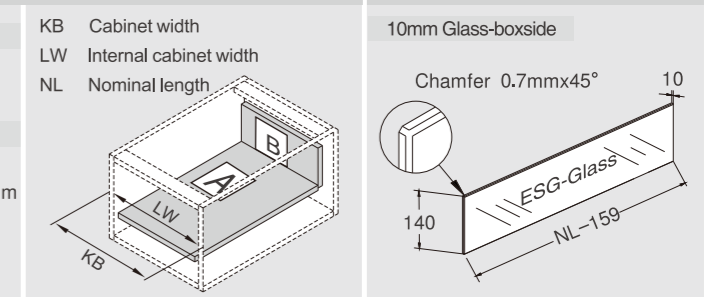
LW=Internal Cabinet Width

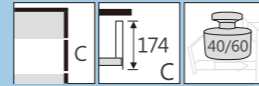


Front Section, Back and Bottom Dimensions(mm)



Glass-boxside Dimensions(mm)





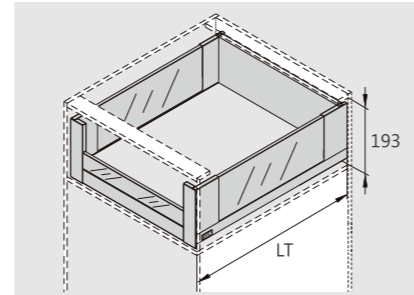
PRODUCT



DESCRIPTION

- Concealed, full extension
- Dynamic load capacity: 40/60kg
- Tool free assembly and removal of drawer
- Silent system guarantees smooth run without noise
- 3D adjustment: Up & down adjustment: ± 2 mm, left & right adjustment: ± 1.5 mm, tilt adjustment: ± 1.5 - 2.5 mm
- Finish: Silk white(E29), Grey matt(E30), Gloss white(E32), Stainless steel(F04)

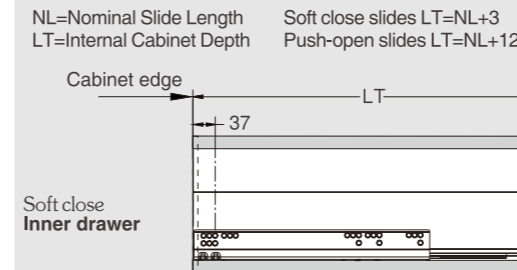
SPACE REQUIREMENT



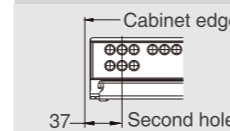
LT=Internal Cabinet Depth
Soft close slides LT=NL+3
Push-open slides LT=NL+12

PLANNING

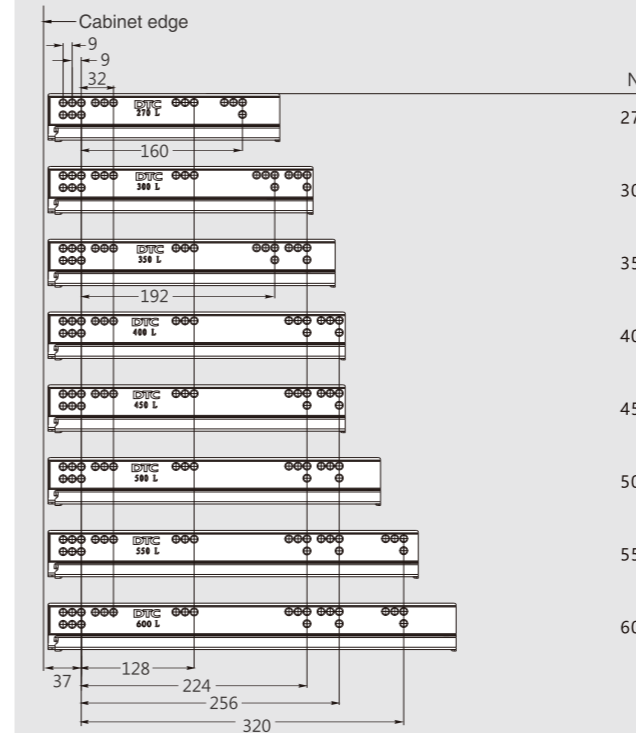
Installation Dimensions(mm)



Fixing Hole Position for Push-open Inner Drawer(mm)



Screw Positions of the Slides(mm)



Cabinet Configuration

Cabinet widths/KB (mm)	Soft close drawer Stabilizer	Push-open drawer Synchronization rod	
300	-	○	not recommended
350	-	○	
400	-	○	
450	-	○	
500	-	○	recommended
600	-	○	
800	○	●	strongly recommended
900	○	●	
1000	○	●	
1200	○	●	

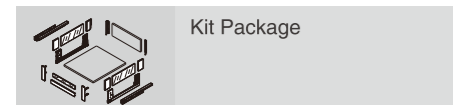
24 10mm Glass-front/Industrial Package

Glass(G01)! Ground Glass(G02)! Figured Glass(G03)

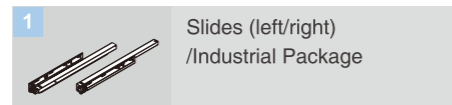
Cabinet widths/KB (mm)	Item No.	Pcs/ctn
300mm	HT11062300	10
350mm	HT11062350	10
400mm	HT11062400	10
450mm	HT11062450	10
500mm	HT11062500	10
600mm	HT11062600	10
800mm	HT11062800	10
900mm	HT11062900	10
1000mm	HT110621000	10
1200mm	HT110621200	10

Cabinet side thickness: B=16mm.
For different cabinet side thickness e.g 18mm or 19mm, customised glass-front is needed.

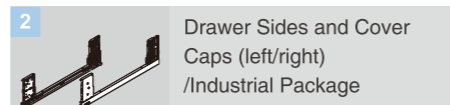
HIGH INNER DRAWER WITH GLASS-BOXSIDE AND LOW GLASS FRONT FOR WOOD DRAWER BACK




NL	Soft Close Item No.	Push-open Item No.	Set/ctn
270mm	HT132704Q12	HT432704Q12	1
300mm	HT133004Q12	HT433004Q12	1
350mm	HT133504Q12	HT433504Q12	1
400mm	HT134004Q12	HT434004Q12	1
450mm	HT134504Q12	HT434504Q12	1
500mm	HT135004Q12	HT435004Q12	1
550mm	HT135504Q12	HT435504Q12	1
600mm	HT136004Q12	HT436004Q12	1



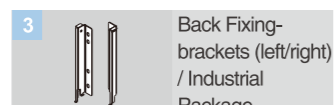
NL	Soft Close Item No.	Push-open Item No.	Set/ctn
270mm	HT102704H	HT402704H	5
300mm	HT103004H	HT403004H	5
350mm	HT103504H	HT403504H	5
400mm	HT104004H	HT404004H	5
450mm	HT104504H	HT404504H	5
500mm	HT105004H	HT405004H	5
550mm	HT105504H	HT405504H	5
600mm	HT106004H	HT406004H	5



NL	Item No.	Set/ctn
270mm	HT132702	5
300mm	HT133002	5
350mm	HT133502	5
400mm	HT134002	5
450mm	HT134502	5
500mm	HT135002	5
550mm	HT135502	5
600mm	HT136002	5



NL	Item No.	Set/ctn
270mm	HT13061270	10
300mm	HT13061300	10
350mm	HT13061350	10
400mm	HT13061400	10
450mm	HT13061450	10
500mm	HT13061500	10
550mm	HT13061550	10
600mm	HT13061600	10



Item No.	Set/ctn
HT13031	60



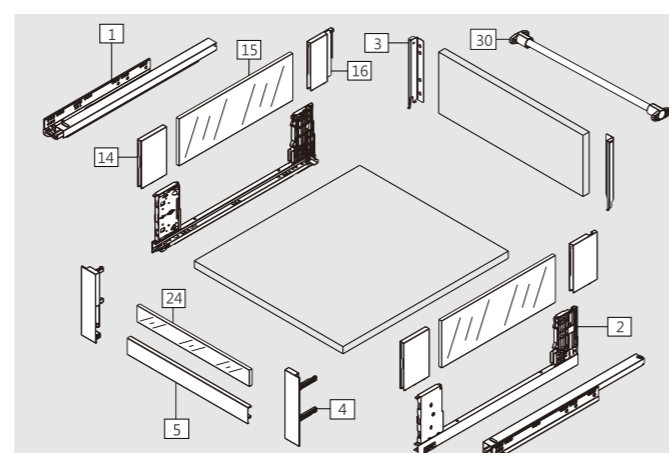
Item No.	Set/ctn
HT13012	60



Item No.	Set/ctn
HT13063	60

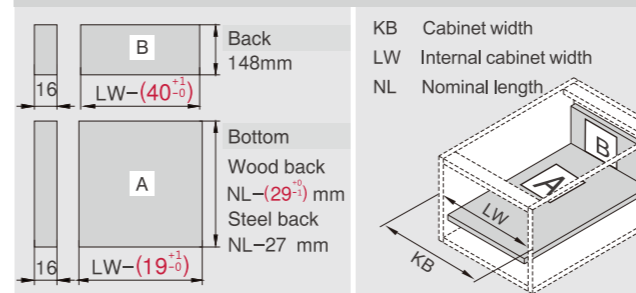


Item No.	Set/ctn
HT13064	60

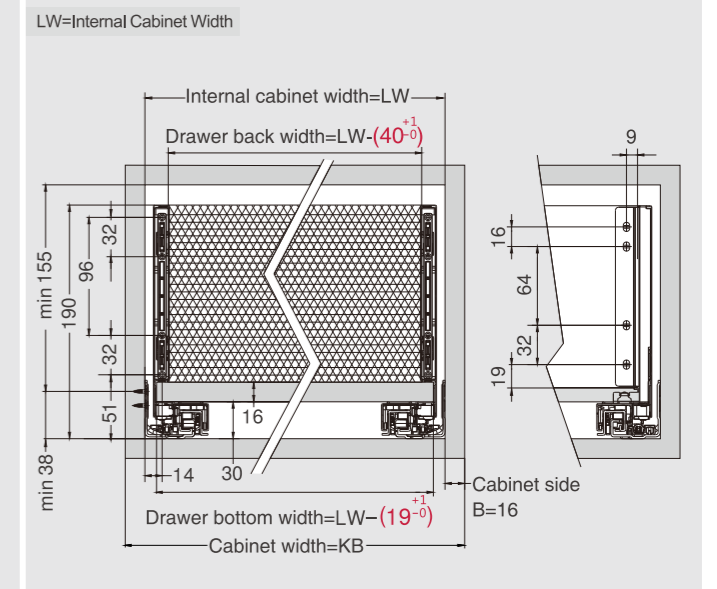


Glass-boxside, glass front, front section and rod for push-open synchronization not included in the kit

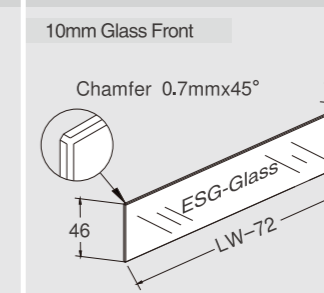
Front Section, Back and Bottom Dimensions(mm)



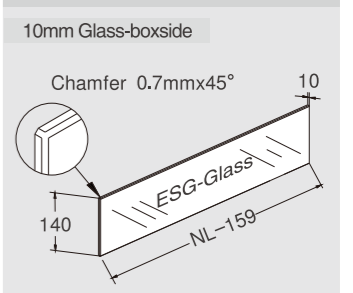
Installation Dimensions(mm)

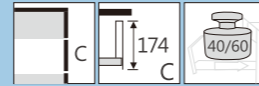


Glass Front Dimensions(mm)



Glass-boxside Dimensions(mm)





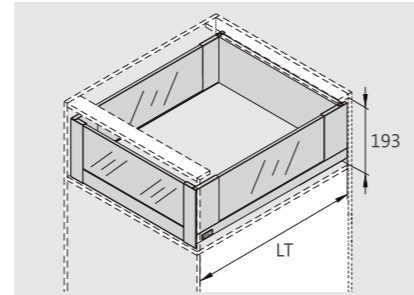
PRODUCT



DESCRIPTION

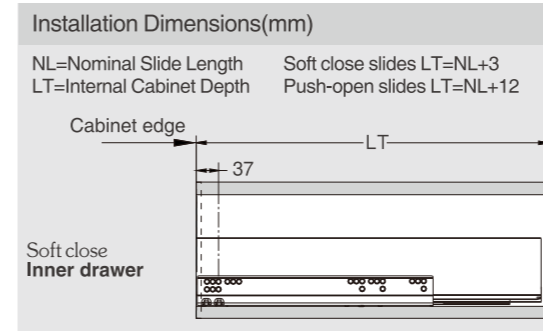
- Concealed, full extension
- Dynamic load capacity: 40/60kg
- Tool free assembly and removal of drawer
- Silent system guarantees smooth run without noise
- 3D adjustment: Up & down adjustment: ± 2mm, left & right adjustment: ± 1.5mm, tilt adjustment: +1.5,-2.5mm
- Finish: Silk white(E29), Grey matt(E30), Gloss white(E32), Stainless steel(F04)

SPACE REQUIREMENT

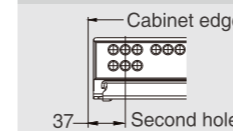


LT=Internal Cabinet Depth
Soft close slides LT=NL+3
Push-open slides LT=NL+12

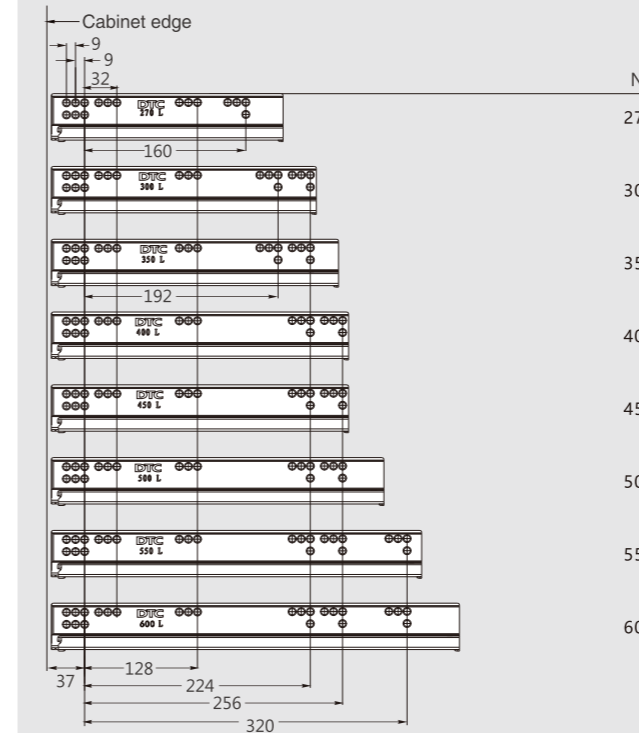
PLANNING



Fixing Hole Position for Push-open Inner Drawer(mm)



Screw Positions of the Slides(mm)



Cabinet Configuration

Cabinet widths/KB (mm)	Soft close drawer Stabilizer	Push-open drawer Synchronization rod	
300	-	○	not recommended
350	-	○	
400	-	○	
450	-	○	
500	-	○	recommended
600	-	○	
800	○	●	strongly recommended
900	○	●	
1000	○	●	
1200	○	●	

Cabinet widths/KB (mm)	Item No.	Pcs/ctn
300mm	HT13062300	10
350mm	HT13062350	10
400mm	HT13062400	10
450mm	HT13062450	10
500mm	HT13062500	10
600mm	HT13062600	10
800mm	HT13062800	10
900mm	HT13062900	10
1000mm	HT130621000	10
1200mm	HT130621200	10

Cabinet side thickness: B=16mm.
For different cabinet side thickness e.g 18mm or 19mm, customised glass-front is needed.

HIGH INNER DRAWER WITH GLASS-BOXSIDE AND HIGH GLASS FRONT FOR WOOD DRAWER BACK

Kit Package				1 Slides (left/right) /Industrial Package				2 Drawer Sides and Cover Caps (left/right) /Industrial Package					
Silk White(E29)! Grey Matt(E30)! Stainless Steel(F04)				Pre-zinc Steel(F02)				Silk White(E29)! Grey Matt(E30)! Stainless Steel(F04)					
NL	Soft Close item No.	Push-open item No.	Set/ctn	NL	Soft Close item No.	Push-open item No.	Set/ctn	NL	Item No.	Set/ctn	NL	Item No.	Set/ctn
270mm	HT132704Q22	HT432704Q22	1	270mm	HT102704H	HT402704H	5	270mm	HT132702	5	270mm	HT132702	5
300mm	HT133004Q22	HT433004Q22	1	300mm	HT103004H	HT403004H	5	300mm	HT133002	5	300mm	HT133002	5
350mm	HT133504Q22	HT433504Q22	1	350mm	HT103504H	HT403504H	5	350mm	HT133502	5	350mm	HT133502	5
400mm	HT134004Q22	HT434004Q22	1	400mm	HT104004H	HT404004H	5	400mm	HT134002	5	400mm	HT134002	5
450mm	HT134504Q22	HT434504Q22	1	450mm	HT104504H	HT404504H	5	450mm	HT134502	5	450mm	HT134502	5
500mm	HT135004Q22	HT435004Q22	1	500mm	HT105004H	HT405004H	5	500mm	HT135002	5	500mm	HT135002	5
550mm	HT135504Q22	HT435504Q22	1	550mm	HT105504H	HT405504H	5	550mm	HT135502	5	550mm	HT135502	5
600mm	HT136004Q22	HT436004Q22	1	600mm	HT106004H	HT406004H	5	600mm	HT136002	5	600mm	HT136002	5

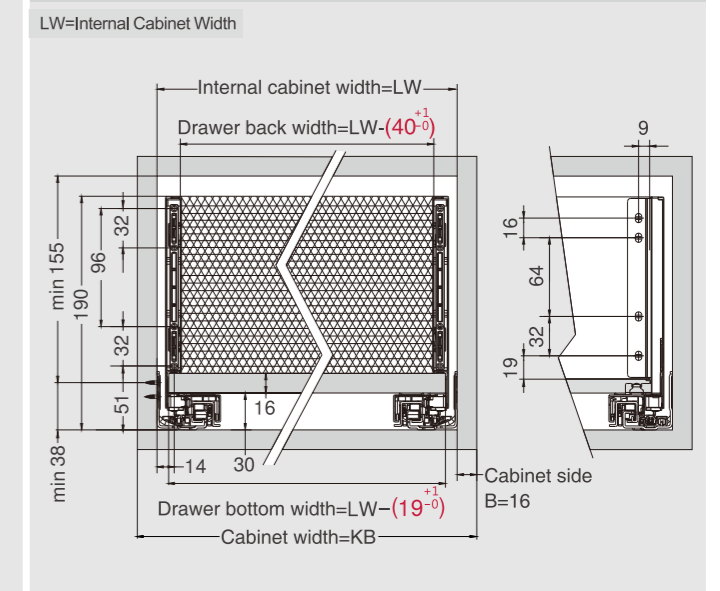
15 10mm Glass-boxside (left/right) /Industrial Package			3 Back Fixing-brackets (left/right) / Industrial Package			14 Front Adapter (left/right) / Industrial Package		
Glass(G01)! Ground Glass(G02) Figured Glass(G03)			Silk White(E29)! Grey Matt(E30) Chrome Plated(C01)			Silk White(E29)! Grey Matt(E30)! Stainless Steel(F04)		
NL	Item No.	Set/ctn	Item No.	Set/ctn	Item No.	Set/ctn	Item No.	Set/ctn
270mm	HT13061270	10	HT13031	40	HT13063	60	HT13063	60
300mm	HT13061300	10			HT13064	60	HT13064	60
350mm	HT13061350	10						
400mm	HT13061400	10						
450mm	HT13061450	10						
500mm	HT13061500	10						
550mm	HT13061550	10						
600mm	HT13061600	10						

5 Front Section / Industrial Package			4 Front Fixing-brackets (left/right) / Industrial Package			
Silk White(E29)! Grey Matt(E30)! Chrome Plated(C01)			Silk White(E29)! Grey Matt(E30)! Stainless Steel(F04)			
Size:1100mm.Cutting:Internal cabinet width LW-97	Item No.	Set/ctn	Item No.	Set/ctn	Item No.	Set/ctn
	HT10021	20	HT13013	60	HT13013	60

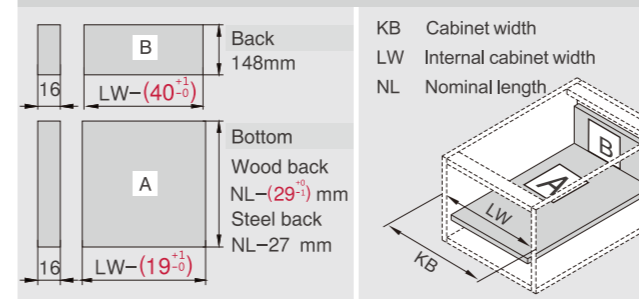
30 Rod for Push-open Synchronization / Industrial Package		
Size:1100mm.Cutting:Internal cabinet width LW-172	Item No.	Set/ctn
	HT0FH02	60

Glass-boxside, glass front, front section and rod for push-open synchronization not included in the kit

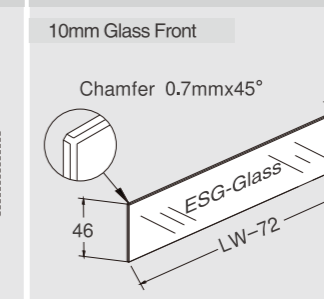
Installation Dimensions(mm)



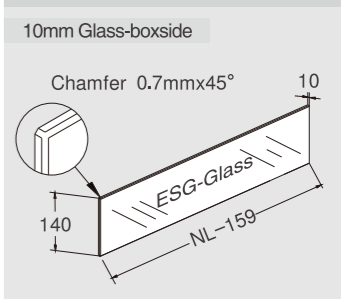
Front Section, Back and Bottom Dimensions(mm)



Glass Front Dimensions(mm)

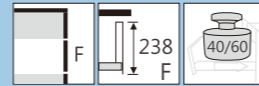


Glass-boxside Dimensions(mm)



MAGIC-PRO

HT14 Series Straight-sided Drawer System (Super High Drawer: F Height)



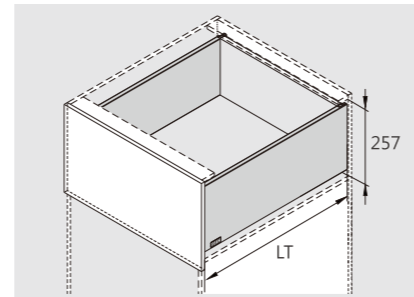
PRODUCT



DESCRIPTION

- Concealed, full extension
- Dynamic load capacity: 40/60kg
- Tool free assembly and removal of drawer
- Silent system guarantees smooth run without noise
- 3D adjustment: Up & down adjustment: ± 2 mm, left & right adjustment: ± 1.5 mm, tilt adjustment: $+1.5$,-2.5mm
- Finish: Silk white(E29), Grey matt(E30), Gloss white(E32), Stainless steel(F04)

SPACE REQUIREMENT

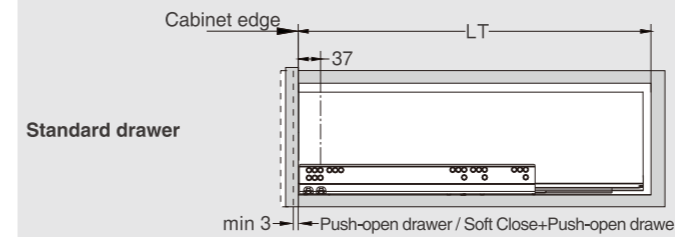


LT=Internal Cabinet Depth
LT=NL+3

PLANNING

Installation Dimensions(mm)

NL=Nominal Slide Length
LT=Internal Cabinet Depth
LT=NL+3



Cabinet Configuration

Cabinet widths/KB(mm)	Soft close drawer Stabilizer	Push-open drawer Synchronization rod	
300	—	○	not recommended
350	—	○	
400	—	○	
450	—	○	
500	—	○	recommended
600	—	○	
800	○	●	strongly recommended
900	○	●	
1000	○	●	
1200	○	●	

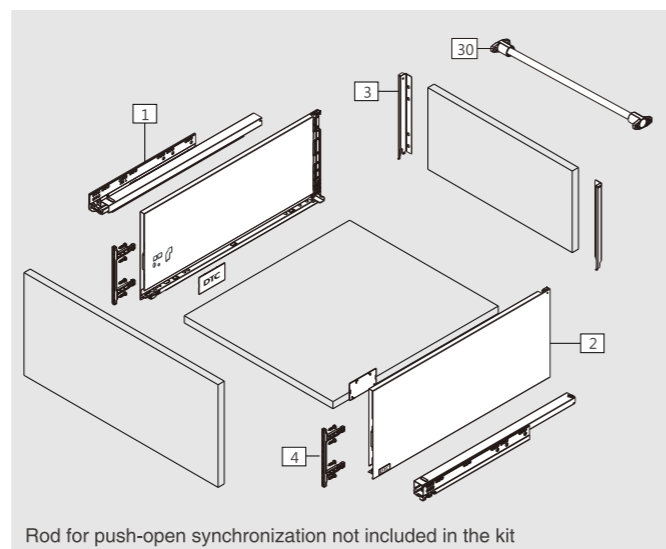
SUPER HIGH DRAWER FOR WOOD DRAWER BACK

Kit Package				
Silk White(E29)! Grey Matt(E30)! Stainless Steel(F04)				
NL	Soft Close item No.	Push-open item No.	Soft-close+ Push-open item No.	Set/ctn
270mm	HT142704A11	HT442704A11		1
300mm	HT143004A11	HT443004A11		1
350mm	HT143504A11	HT443504A11	HT543504A11	1
400mm	HT144004A11	HT444004A11	HT544004A11	1
450mm	HT144504A11	HT444504A11	HT544504A11	1
500mm	HT145004A11	HT445004A11	HT545004A11	1
550mm	HT145504A11	HT445504A11	HT545504A11	1
600mm	HT146004A11	HT446004A11	HT546004A11	1

Pre-zinc Steel(F02)				
NL	Soft Close item No.	Push-open item No.	Soft-close+ Push-open item No.	Set/ctn
270mm	HT102704H	HT402704H		5
300mm	HT103004H	HT403004H		5
350mm	HT103504H	HT403504H	HT503504H	5
400mm	HT104004H	HT404004H	HT504004H	5
450mm	HT104504H	HT404504H	HT504504H	5
500mm	HT105004H	HT405004H	HT505004H	5
550mm	HT105504H	HT405504H	HT505504H	5
600mm	HT106004H	HT406004H	HT506004H	5

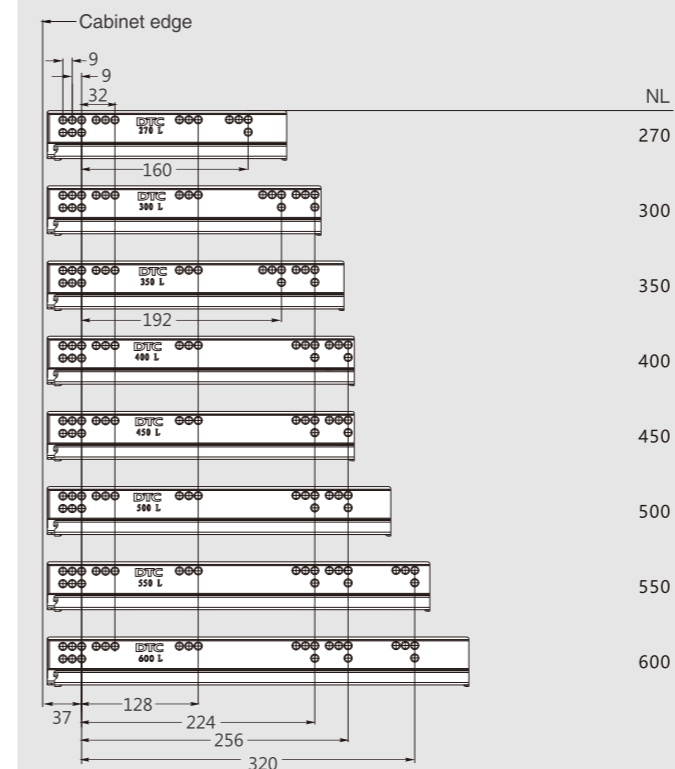
Drawer Sides and Cover Caps (left/right) /Industrial Package		
Silk White(E29)! Grey Matt(E30)! Stainless Steel(F04)		
NL	Item No.	Set/ctn
270mm	HT142701	5
300mm	HT143001	5
350mm	HT143501	5
400mm	HT144001	5
450mm	HT144501	5
500mm	HT145001	5
550mm	HT145501	5
600mm	HT146001	5

Back Fixing-brackets (left/right) / Industrial Package		
Silk White(E29)! Grey Matt(E30)! Chrome Plated(C01)		
Item No.	HT14031	
Set/ctn	60	



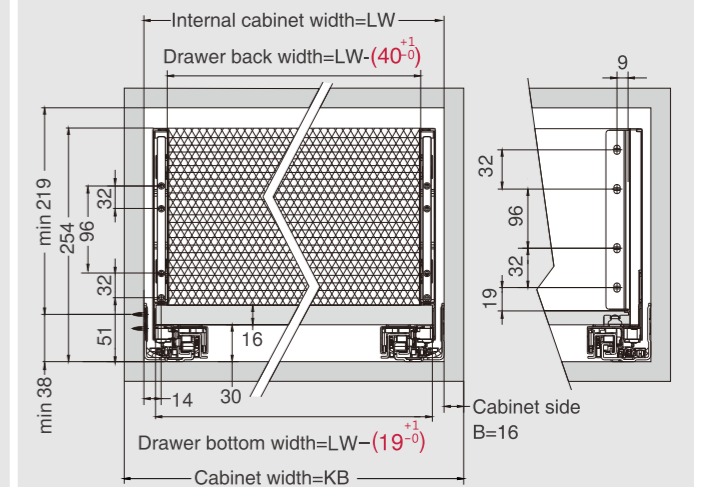
Rod for push-open synchronization not included in the kit

Screw Positions of the Slides(mm)

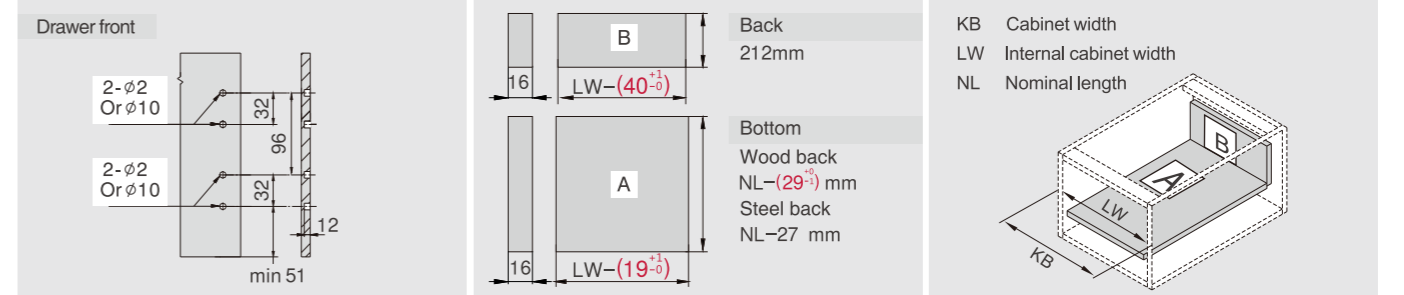


Installation Dimensions(mm)

LW=Internal Cabinet Width



Drawer Front, Back and Bottom Dimensions(mm)

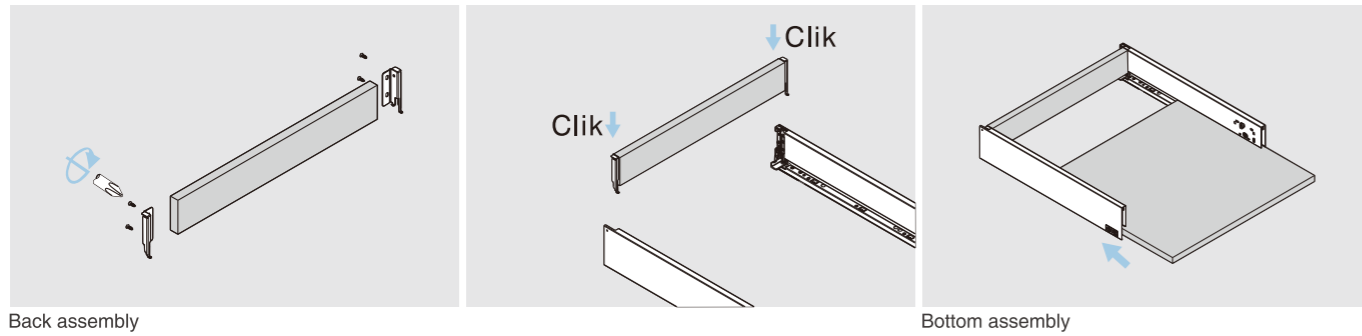


ASSEMBLY AND ADJUSTMENT

Assembly and Adjustment(for MAGIC-PRO)

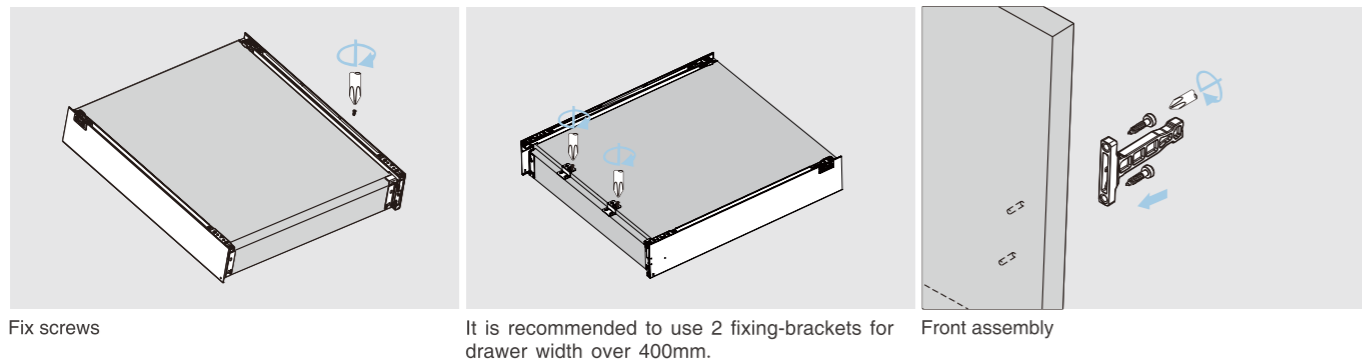


Drawer Assembly



Back assembly

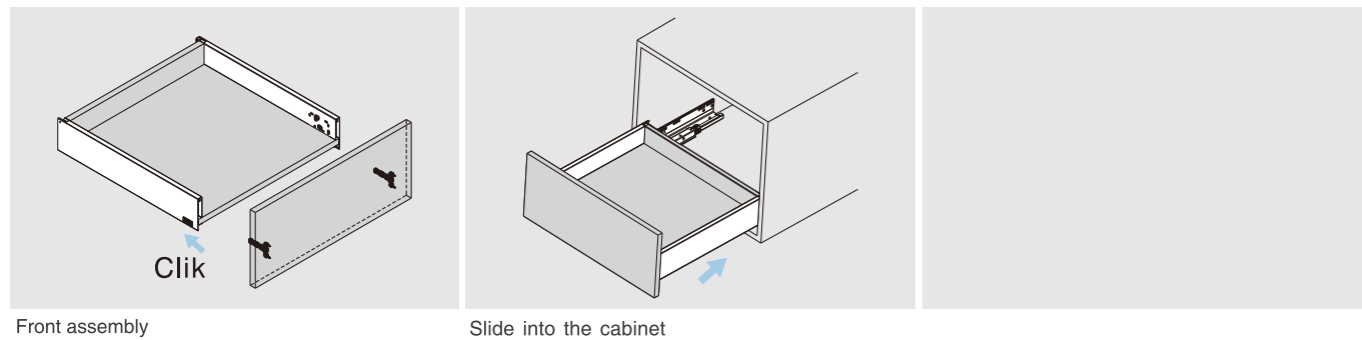
Bottom assembly



Fix screws

It is recommended to use 2 fixing-brackets for drawer width over 400mm.

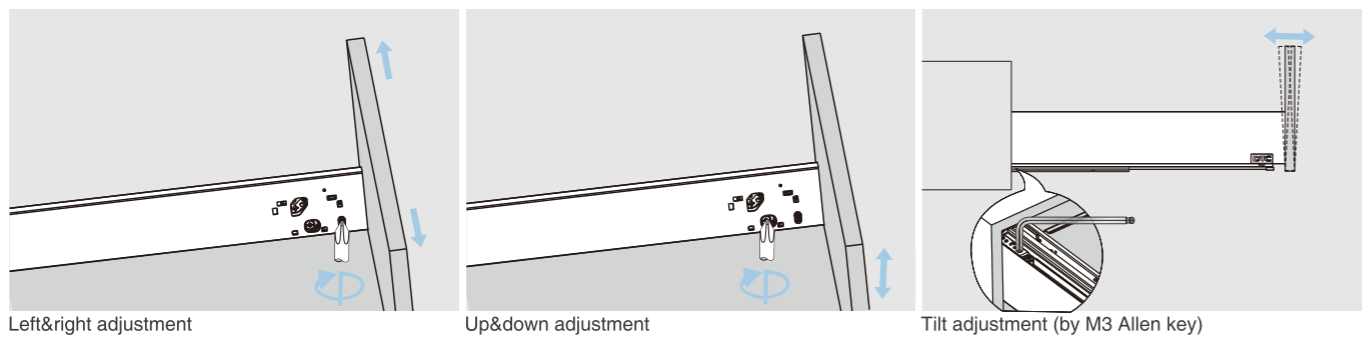
Front assembly



Front assembly

Slide into the cabinet

Adjustment

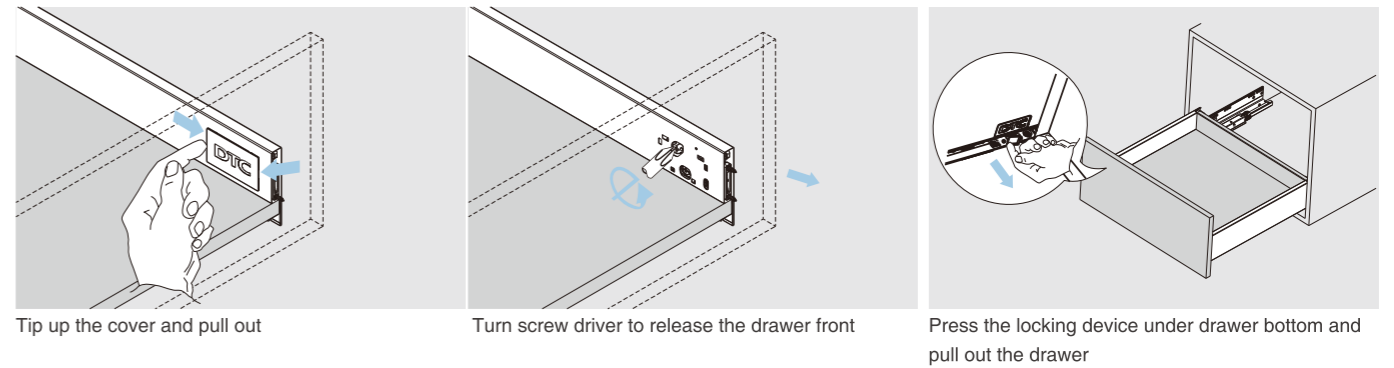


Left&right adjustment

Up&down adjustment

Tilt adjustment (by M3 Allen key)

Removal

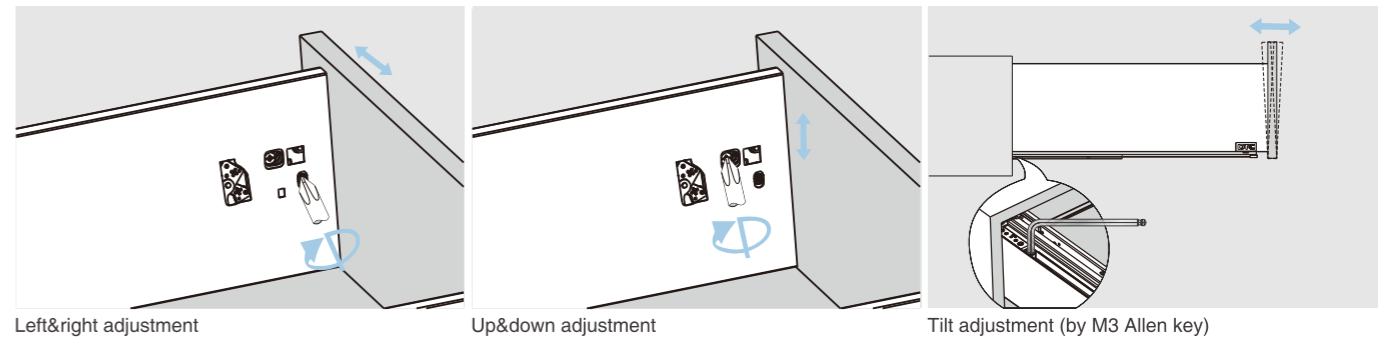


Tip up the cover and pull out

Turn screw driver to release the drawer front

Press the locking device under drawer bottom and pull out the drawer

Adjustments for High Drawer

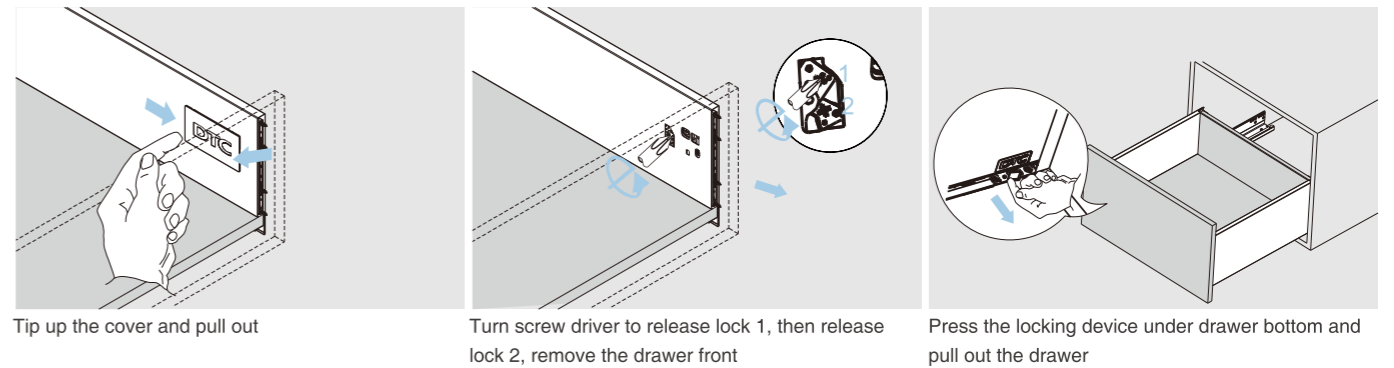


Left&right adjustment

Up&down adjustment

Tilt adjustment (by M3 Allen key)

Removal of High Drawer




Tip up the cover and pull out

Turn screw driver to release lock 1, then release lock 2, remove the drawer front

Press the locking device under drawer bottom and pull out the drawer

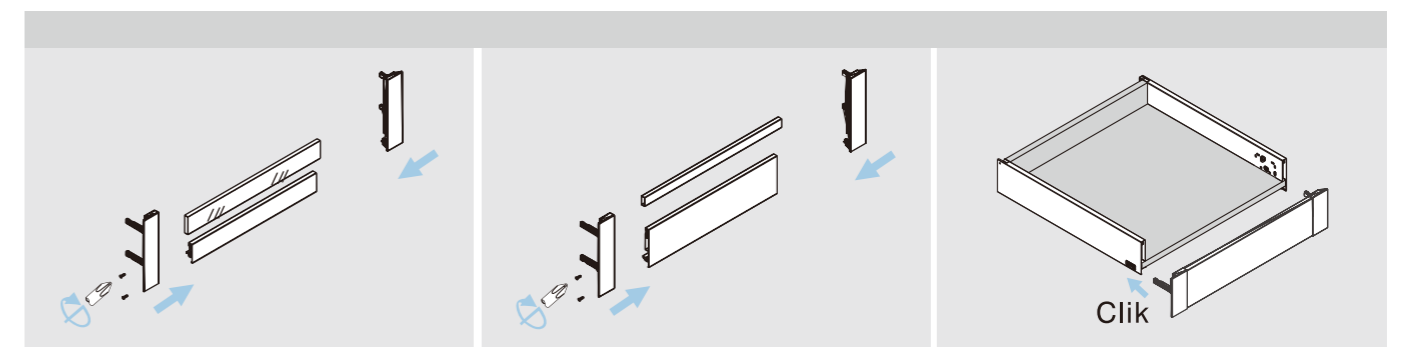
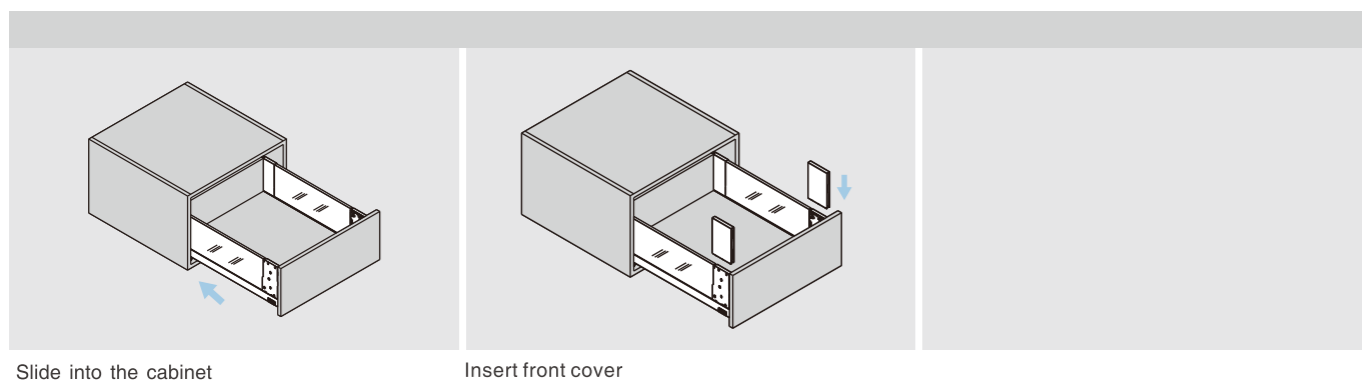
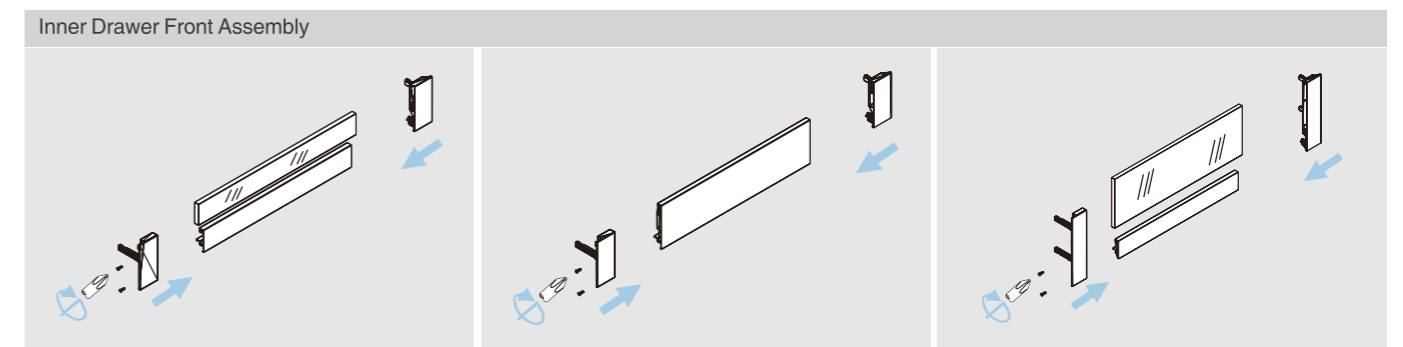
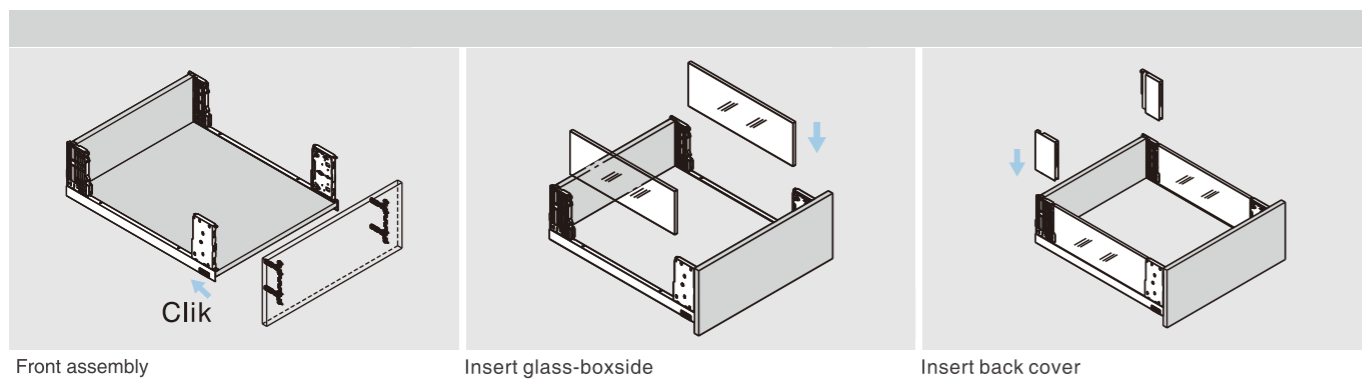
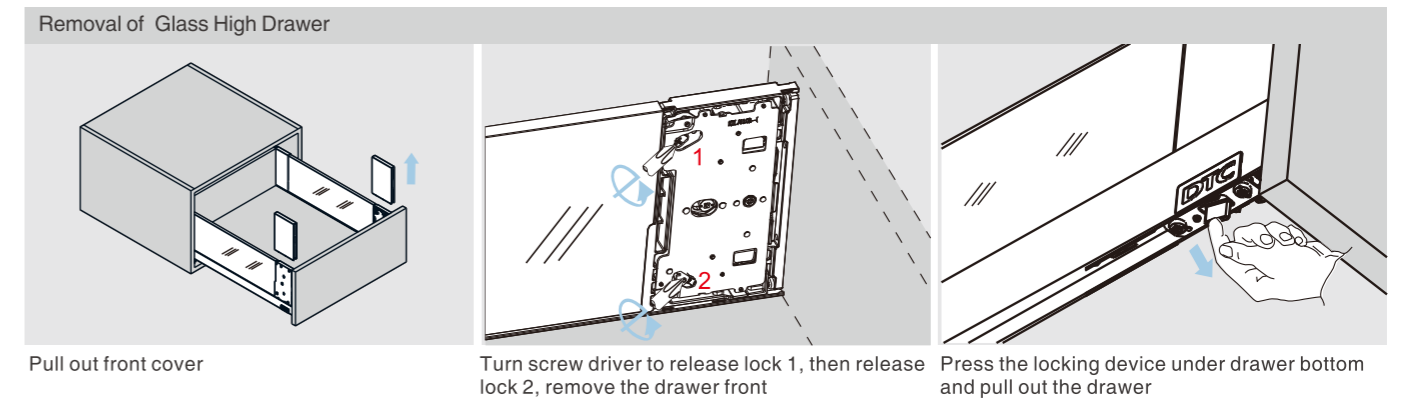
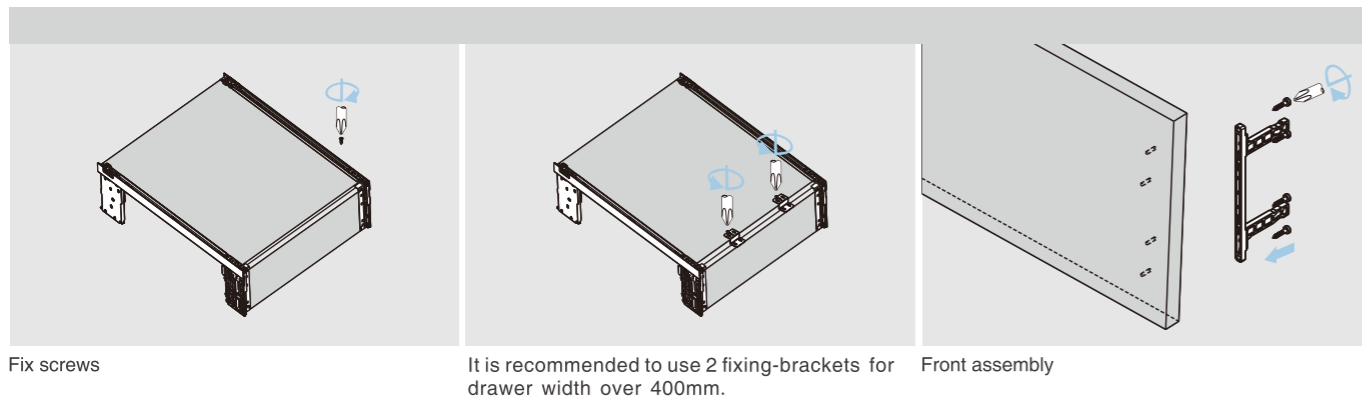
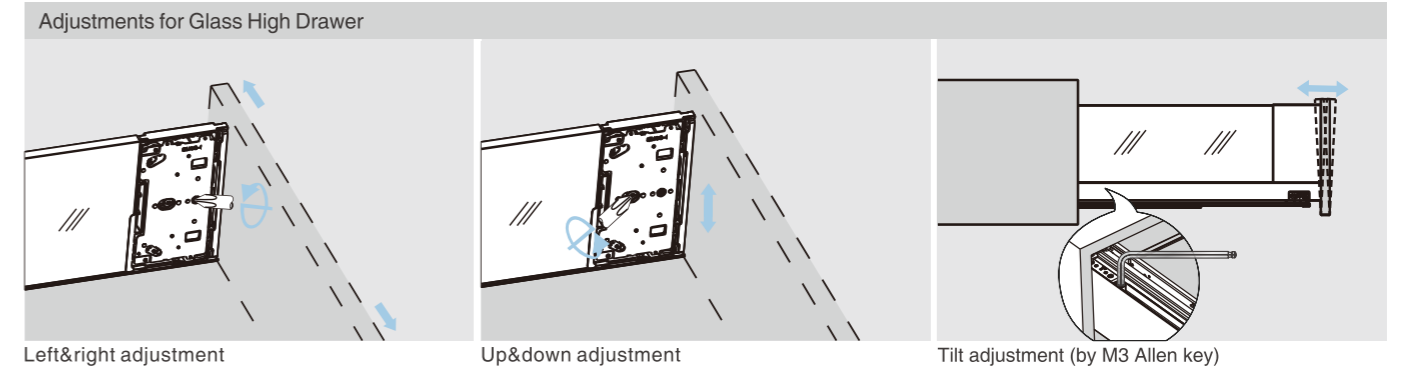
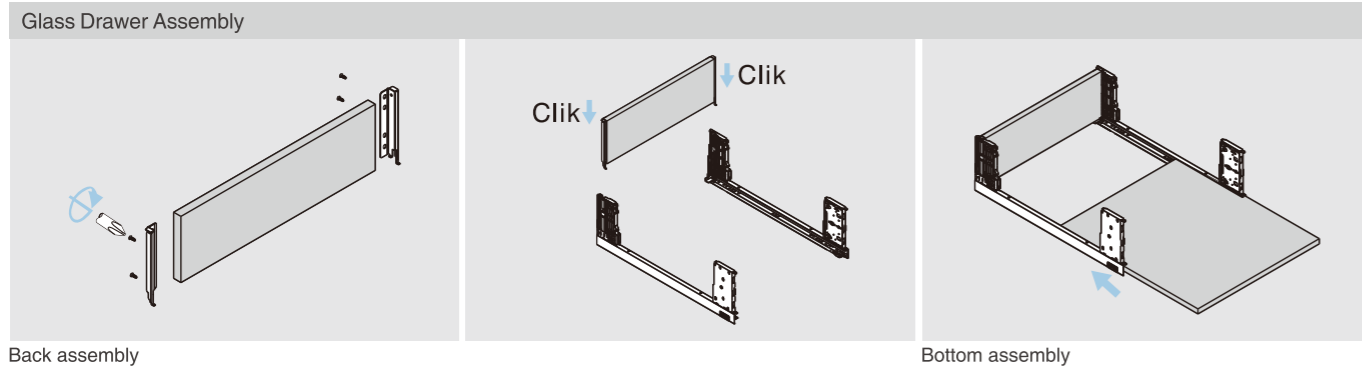
Drawer Front Gap Adjustments (Soft-close + Push-open Drawer)



In&out adjustment

ASSEMBLY AND ADJUSTMENT

Assembly and Adjustment(for MAGIC-PRO)



METAL DRAWER BACKS

Metal Drawer Backs (for MAGIC-PRO)



ORDER INFORMATION

Super Low Drawer: N Height		
Silk white(E29), Grey matt(E30),Gloss white(E32), Stainless steel(F04)		
Cabinet width(mm)	Item No.	Pcs/ctn
300	HT10034300	20
325	HT10034325	20
350	HT10034350	20
375	HT10034375	20
400	HT10034400	20
450	HT10034450	20
500	HT10034500	20
600	HT10034600	20
700	HT10034700	20
800	HT10034800	20
900	HT10034900	20
1000	HT100341000	20
1200	HT100341200	20

Low Drawer: M Height		
Silk white(E29), Grey matt(E30),Gloss white(E32), Stainless steel(F04)		
Cabinet width(mm)	Item No.	Pcs/ctn
300	HT11034300	20
325	HT11034325	20
350	HT11034350	20
375	HT11034375	20
400	HT11034400	20
450	HT11034450	20
500	HT11034500	20
600	HT11034600	20
700	HT11034700	20
800	HT11034800	20
900	HT11034900	20
1000	HT110341000	20
1200	HT110341200	20

Medium Drawer: K Height		
Silk white(E29), Grey matt(E30),Gloss white(E32), Stainless steel(F04)		
Cabinet width(mm)	Item No.	Pcs/ctn
300	HT12034300	20
325	HT12034325	20
350	HT12034350	20
375	HT12034375	20
400	HT12034400	20
450	HT12034450	20
500	HT12034500	20
600	HT12034600	20
700	HT12034700	20
800	HT12034800	20
900	HT12034900	20
1000	HT120341000	20
1200	HT120341200	20

High Drawer: C Height		
Silk white(E29), Grey matt(E30),Gloss white(E32), Stainless steel(F04)		
Cabinet width(mm)	Item No.	Pcs/ctn
300	HT13034300	20
325	HT13034325	20
350	HT13034350	20
375	HT13034375	20
400	HT13034400	20
450	HT13034450	20
500	HT13034500	20
600	HT13034600	20
700	HT13034700	20
800	HT13034800	20
900	HT13034900	20
1000	HT130341000	20
1200	HT130341200	20

METAL DRAWER BACKS

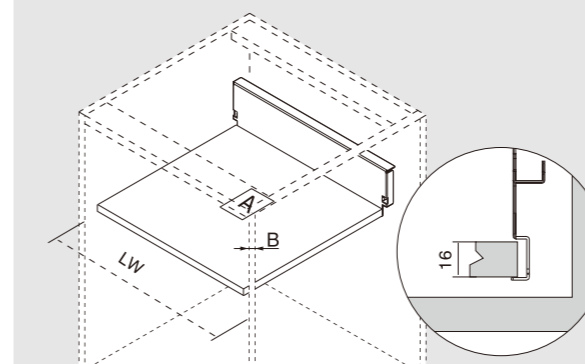
Metal Drawer Backs (for MAGIC-PRO)



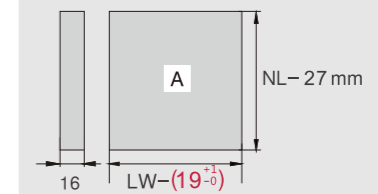
ORDER INFORMATION

Super High Drawer: F Height		
Silk white(E29), Grey matt(E30),Gloss white(E32), Stainless steel(F04)		
Cabinet width(mm)	Item No.	Pcs/ctn
300	HT14034300	20
325	HT14034325	20
350	HT14034350	20
375	HT14034375	20
400	HT14034400	20
450	HT14034450	20
500	HT14034500	20
600	HT14034600	20
700	HT14034700	20
800	HT14034800	20
900	HT14034900	20
1000	HT140341000	20
1200	HT140341200	20

Cutting Dimensions for 16mm Chipboard Bottom



Chipboard Bottom



LW=Internal cabinet width
 NL =Nominal length
 Cabinet side thickness:B=16mm.For different cabinet side thickness e.g 18mm or 19mm,customised metal back is needed.

ORDER INFORMATION

Accessories	
1	Fixing-brackets
	Zinc plated(B04)
Item No.	HT10082
Pcs/ctn	400

It is recommended to use 2 fixing-brackets for drawer width over 400mm.

Marking Tool for Front Bracket Fixing Positions
(Lower Drawer M Height)

1	1 Pcs r/h gauge
2	1 Pcs l/h gauge
Item No.	TB0101A
Set/ctn	120

Marking Tool for Front Bracket Fixing Positions
(High Drawer C/F Height)

1	1 Pcs r/h gauge
2	1 Pcs l/h gauge
Item No.	TB0301A
Set/ctn	60

Application(Lower Drawer M Height)

Put the r/h gauge into the r/h drawer side.

Line up the drawer front and mark positions with a light tap on each side.

Fix front brackets over the pin hole marks.

Application(High Drawer C/F Height)

Put the r/h gauge into the r/h drawer side.

Line up the drawer front and mark positions with a light tap on each side.

Fix front brackets over the pin hole marks.

ORDER INFORMATION

Square Railing / Industrial Package		
Silk White(E29)! Grey Matt(E30)! Gloss White(E32)! NL	Item No.	set/ctn
270mm	HT1004S270	60
300mm	HT1004S300	60
350mm	HT1004S350	60
400mm	HT1004S400	60
450mm	HT1004S450	60
500mm	HT1004S500	60
550mm	HT1004S550	60
600mm	HT1004S600	60

Back Fixing Brackets for Railings / Industrial Package

Dark Grey(H11)! White(H03)	
Item No.	HT1003J
set/ctn	200

Square Railing / Industrial Package		
Silk White(E29)! Grey Matt(E30)! Gloss White(E32)! NL	Item No.	set/ctn
270mm	HT1004M270	60
300mm	HT1004M300	60
350mm	HT1004M350	60
400mm	HT1004M400	60
450mm	HT1004M450	60
500mm	HT1004M500	60
550mm	HT1004M550	60
600mm	HT1004M600	60