

ULTRA - SLIM
DRAWER SYSTEMS

PURE-BOX



PURE-BOX

A Minimalist Design with Maximum Functional Properties.

The Pure Spirit of Form and Function



- The single wall sides enables maximum interior storage space.
- Compatible with most undermount slides in the industry.



Quietness



Intelligence



Durability



Eco-Friendliness



The epoxy coated steel sides are surprisingly strong and create a modern look and feel.

DTC
Global Quality Excellence

ULTRA-SLIM DRAWER SYSTEMS PURE-BOX



With its straight forward design and multiple running system options, PURE-BOX is destined to become the top choice for architects and designers who value quality and versatility.

PURE-BOX

HL11 Series Ultra-slim Drawer System (Low Drawer)



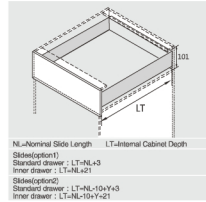
PRODUCT



DESCRIPTION

- Compatible with a variety of undermount slides
- Tool free assembly and removal of drawer
- Silent system guarantees smooth run without noise
- Adjustment: left&right ±1.5mm, up&down 0-4mm
- Finish: Silk white(E29) , Grey matt(E30)

SPACE REQUIREMENT

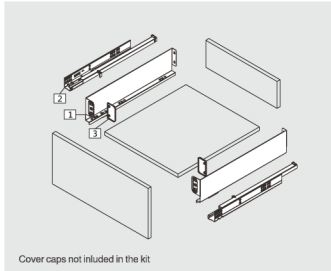


LOW DRAWER FOR WOOD DRAWER BACK

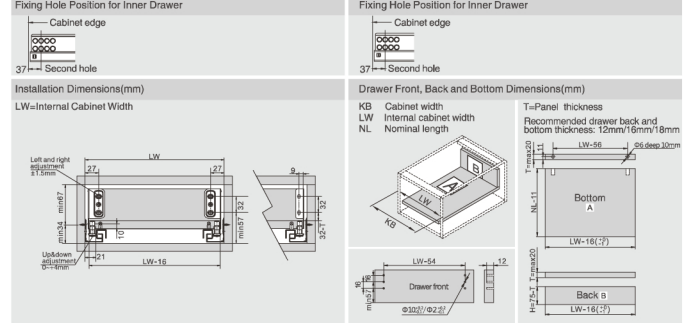
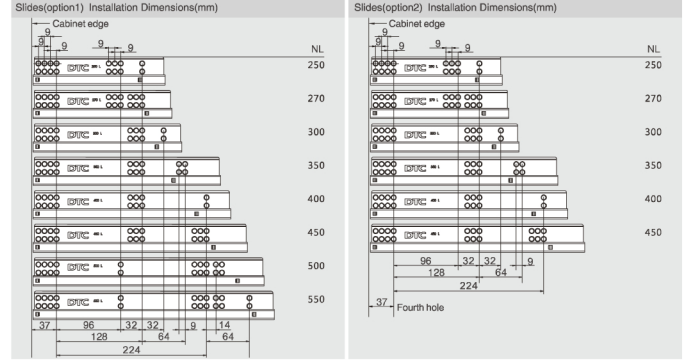
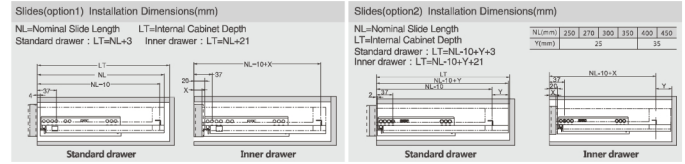
1 Drawer Sides /Industrial Package				2 Slides(option1)(left/right) /Industrial Package				2 Slides(option2)(left/right) /Industrial Package					
Silk White(E29) Grey Matt(E30)													
NL	Item No.	Set/ctn		Soft Close Item No.	Set/ctn	NL	Soft Close Item No.	Set/ctn		NL	Soft Close Item No.	Set/ctn	
250mm	HLG11250	10		GG10250H	10	250mm	GG10250H1	10		250mm	GG10250H1	10	
270mm	HLG11270	10		GG10270H	10	270mm	GG10270H1	10		270mm	GG10270H1	10	
300mm	HL11300	10		GG10300H	10	300mm	GG10300H1	10		300mm	GG10300H1	10	
350mm	HL11350	10		GG10350H	10	350mm	GG10350H1	10		350mm	GG10350H1	10	
400mm	HL11400	10		GG10400H	10	400mm	GG10400H1	10		400mm	GG10400H1	10	
450mm	HL11450	10		GG10450H	10	450mm	GG10450H1	10		450mm	GG10450H1	10	
500mm	HL11500	10		GG10500H	10	500mm	GG10500H1	10		500mm	GG10500H1	10	
550mm	HL11550	10		GG10550H	10	550mm	GG10550H1	10		550mm	GG10550H1	10	

3 Cover Caps(L/R) / Industrial Package

White(H03) Dark Grey(H11)
Item No. **OHLJ501**
Set/ctn 200



PLANNING





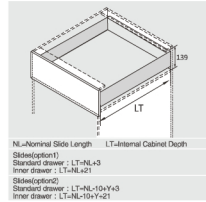
PRODUCT



DESCRIPTION

- Compatible with a variety of undermount slides
- Tool free assembly and removal of drawer
- Silent system guarantees smooth run without noise
- Adjustment: left/right ±1.5mm, up/down 0-4mm
- Finish: Silk white(E29) , Grey matt(E30)

SPACE REQUIREMENT



MEDIUM DRAWER FOR WOOD DRAWER BACK

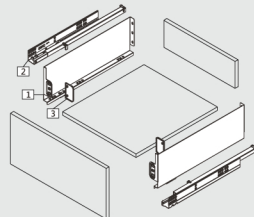
1 Drawer Sides /Industrial Package				2 Slides(option1)(left/right) /Industrial Package				2 Slides(option2)(left/right) /Industrial Package			
Silk White(E29) Grey Matt(E30)											
NL	Item No.	Set/ctn		Soft Close Item No.	Set/ctn	NL	Soft Close Item No.	Set/ctn		Soft Close Item No.	Set/ctn
250mm	HLG12250	10		GG10250H	10	250mm	GG10250H1	10			
270mm	HLG12270	10		GG10270H	10	270mm	GG10270H1	10			
300mm	HL12300	10		GG10300H	10	300mm	GG10300H1	10			
350mm	HL12350	10		GG10350H	10	350mm	GG10350H1	10			
400mm	HL12400	10		GG10400H	10	400mm	GG10400H1	10			
450mm	HL12450	10		GG10450H	10	450mm	GG10450H1	10			
500mm	HL12500	10		GG10500H	10	500mm					
550mm	HL12550	10		GG10550H	10	550mm					

3 Cover Caps(L/R) / Industrial Package

White(H03) Dark Grey(H11)

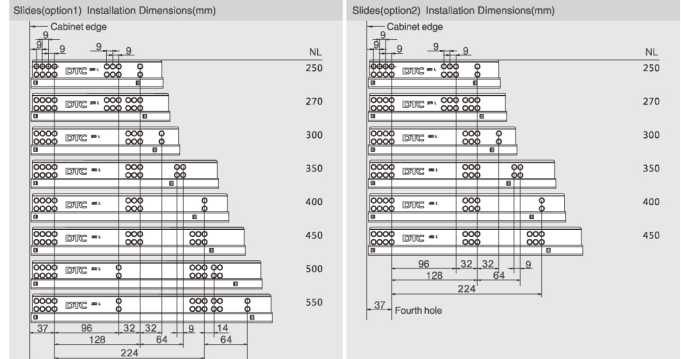
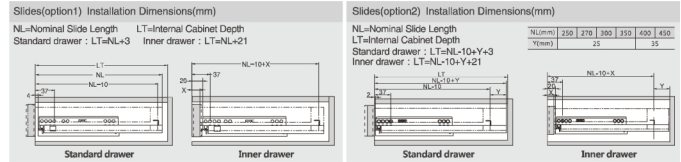
Item No. **OHLJ501**

Set/ctn 200




Cover caps not included in the kit


PLANNING



Fixing Hole Position for Inner Drawer

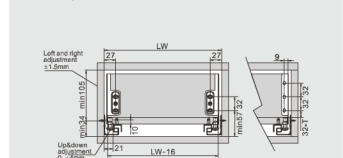


Fixing Hole Position for Inner Drawer

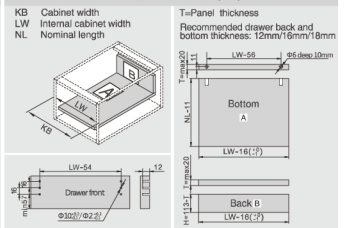


Installation Dimensions(mm)

LW=Internal Cabinet Width



Drawer Front, Back and Bottom Dimensions(mm)



PURE-BOX

HL13 Series Ultra-slim Drawer System (High Drawer)



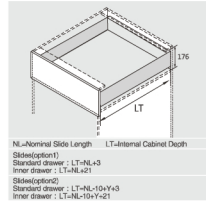
PRODUCT



DESCRIPTION

- Compatible with a variety of undermount slides
- Tool free assembly and removal of drawer
- Silent system guarantees smooth run without noise
- Adjustment: left/right ±1.5mm, up/down 0-4mm
- Finish: Silk white(E29), Grey matt(E30)

SPACE REQUIREMENT

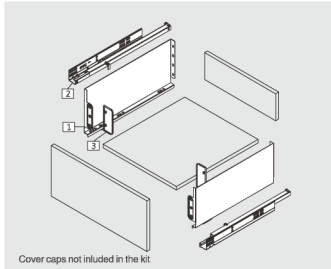


HIGH DRAWER FOR WOOD DRAWER BACK

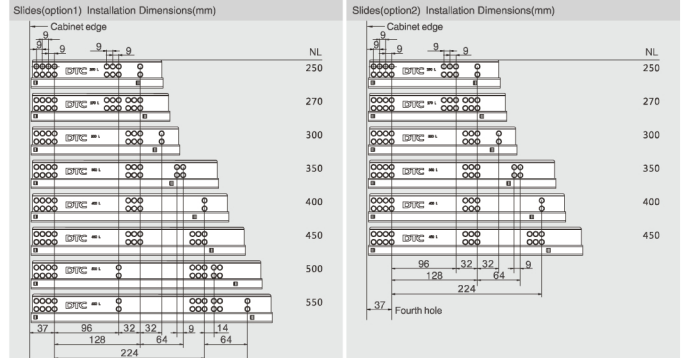
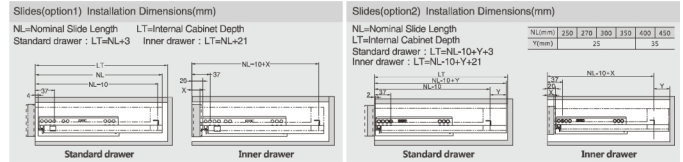
1 Drawer Sides /Industrial Package				2 Slides(option1)(left/right) /Industrial Package				2 Slides(option2)(left/right) /Industrial Package				
Silk White(E29) Grey Matt(E30)												
NL	Item No.	Set/ctn		Soft Close Item No.	Set/ctn	NL	Soft Close Item No.	Set/ctn		NL	Soft Close Item No.	Set/ctn
250mm	HLG13250	10		GG10250H	10	250mm	GG10250H1	10		250mm	GG10250H1	10
270mm	HLG13270	10		GG10270H	10	270mm	GG10270H1	10		270mm	GG10270H1	10
300mm	HL13300	10		GG10300H	10	300mm	GG10300H1	10		300mm	GG10300H1	10
350mm	HL13350	10		GG10350H	10	350mm	GG10350H1	10		350mm	GG10350H1	10
400mm	HL13400	10		GG10400H	10	400mm	GG10400H1	10		400mm	GG10400H1	10
450mm	HL13450	10		GG10450H	10	450mm	GG10450H1	10		450mm	GG10450H1	10
500mm	HL13500	10		GG10500H	10	500mm	GG10500H1	10		500mm	GG10500H1	10
550mm	HL13550	10		GG10550H	10	550mm	GG10550H1	10		550mm	GG10550H1	10

3 Cover Caps(L/R) / Industrial Package


White(H03) Dark Grey(H11)
Item No. **OHLJ501**
Set/ctn 200




PLANNING



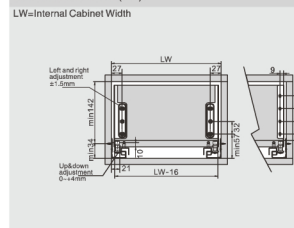
Fixing Hole Position for Inner Drawer



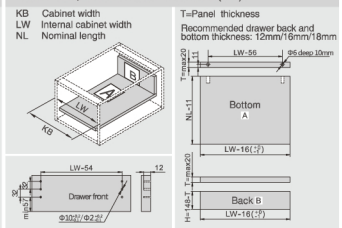
Fixing Hole Position for Inner Drawer



Installation Dimensions(mm)



Drawer Front, Back and Bottom Dimensions(mm)

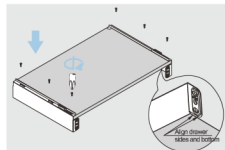


ASSEMBLY AND ADJUSTMENT

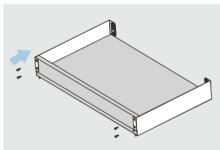
Assembly and Adjustment for PURE-BOX



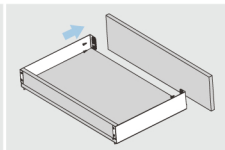
Assembly



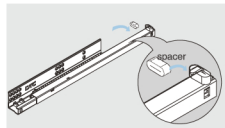
Align drawer sides and bottom, fix screws and assemble bottom



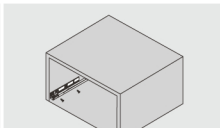
Back assembly



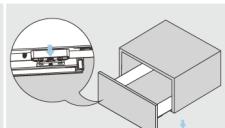
Front assembly



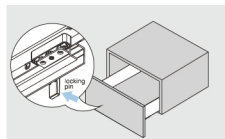
Install the spacer onto the rear hook of the slide




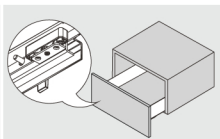
Fix the slides onto the cabinet



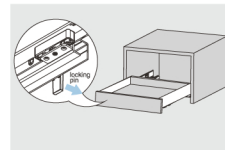
Lay the drawer onto the slide and let the peg insert into the hole under the drawer side



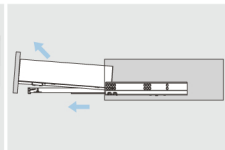
Push the locking pin to lock the side with the drawer side












Removal



Pull out the locking pin to unlock



Lift the drawer and pull it out from the cabinet



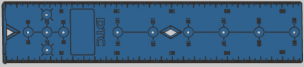
ACCESSORY

Marking Template (for Drawer Slide and Drawer System)

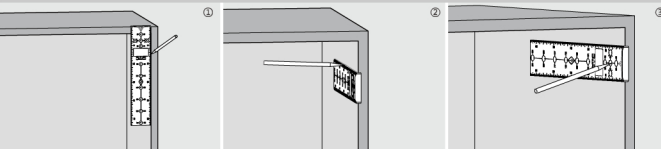


Order Information

Universal Marking Template	
Blue(H23)	
Item No.	DT02
Pcs/ctn	100



Marking Position

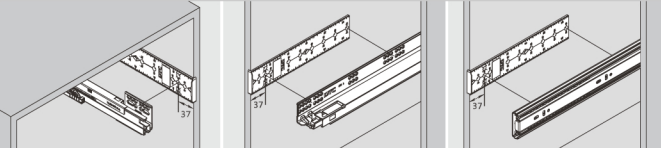


①② Mark the vertical position of mounting hole

③ Mark the longitudinal position of mounting hole

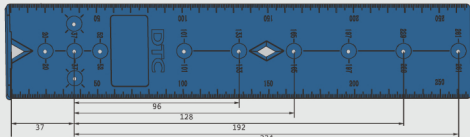

Application

Drawer Slide and Drawer System: Double-wall Drawer System / Undermount Slide Series / Ball Bearing Slide Series



Double-wall Drawer System Undermount Slide Series Ball Bearing Slide Series

Mounting Hole Positions for Drawer Slide and Drawer System

DTC is always innovating!
For more information, please visit our website www.dtcdtc.com