

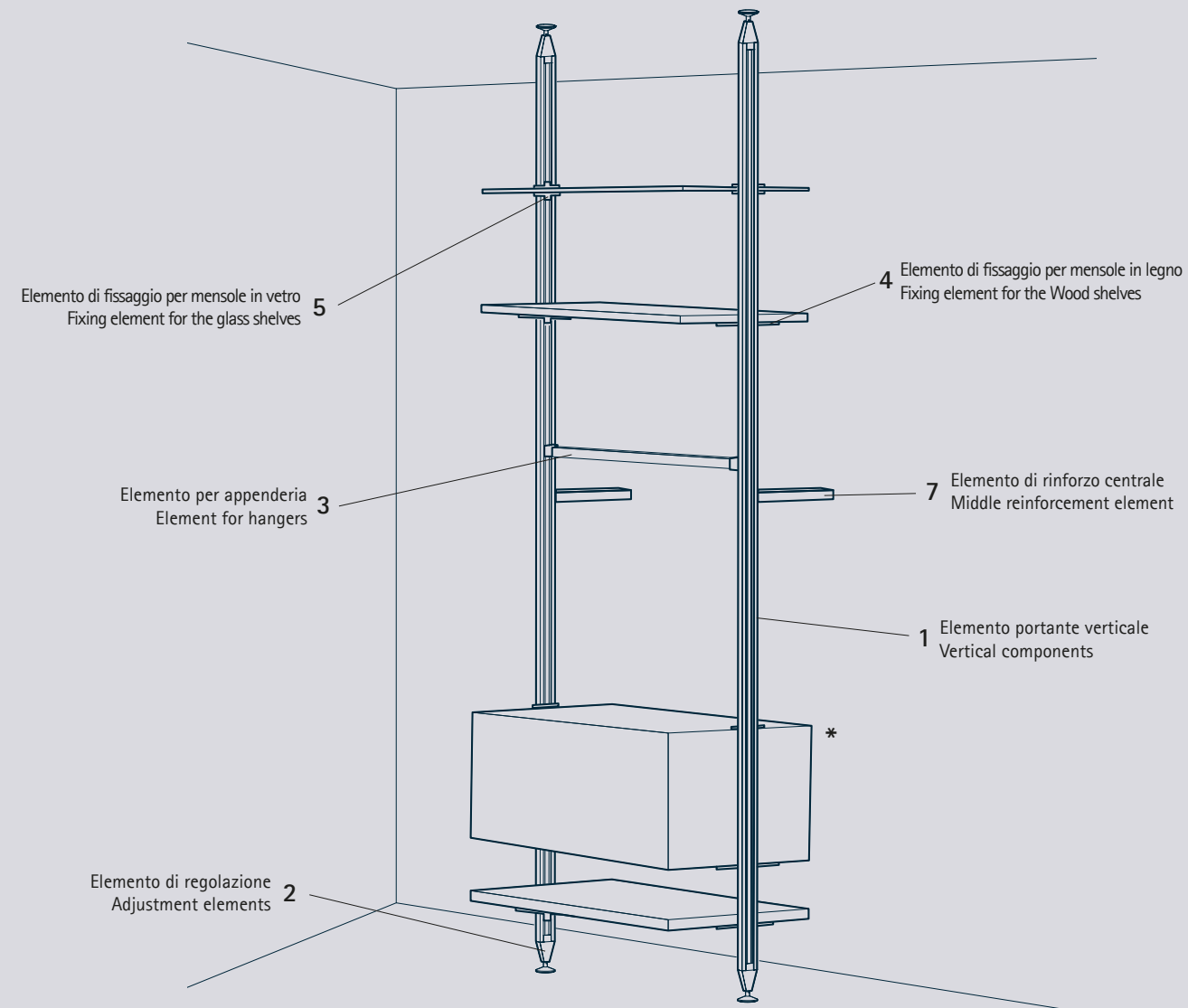
# Sistema modulare Modular shelving system

## STILPHŌS





## Composizione Stili a soffitto Stili floor to ceiling composition



\* Il box contenitore deve essere sempre fissato al muro.  
The storage box shall always be fixed to the wall.

## STILIPHŌS

### Stili a soffitto

Per la composizione Stili a soffitto sono necessari:

- Elemento Portante Verticale (profilo con schermo diffusore LED)
- Elemento di Regolazione (puntale e piedino livellatore)
- Elemento di Rinforzo Centrale
- Elementi di Fissaggio degli Accessori

In un contesto residenziale Stili a soffitto può essere utilizzato nella zona notte (cabina armadio), nella zona living quale parete attrezzata/libreria oppure utilizzato come divisorio, elemento filtro tra 2 ambienti diversi. Il rinforzo centrale (opzionale) utilizzato quale collegamento tra la parete muraria ed il montante strutturale verticale serve per dare a tutta la struttura una maggiore rigidità e solidità.

### Stili floor to ceiling

For Stili floor to ceiling composition you need:

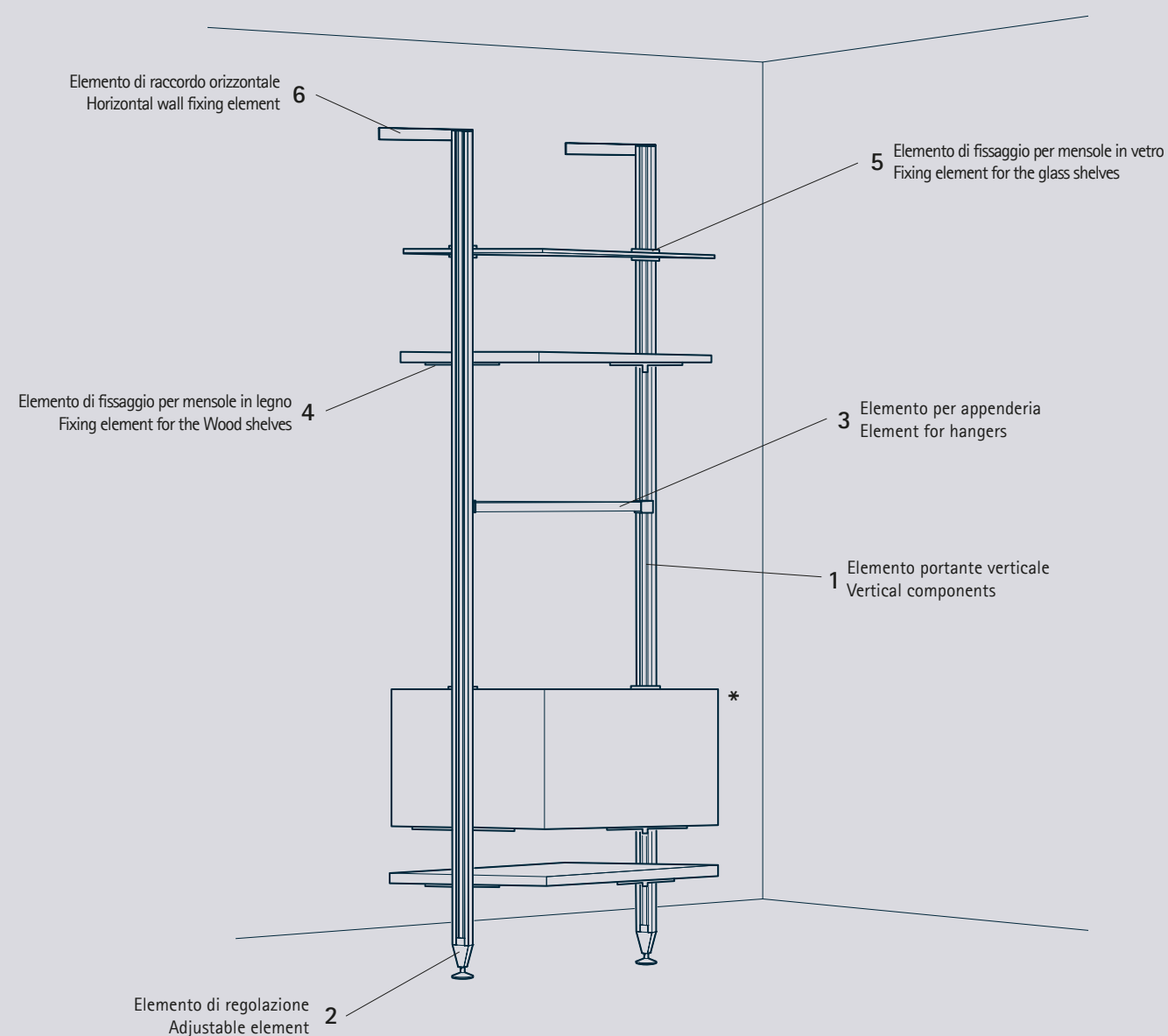
- Vertical components (profile and LED shield)
- Adjustment elements (cap and leg)
- Middle Reinforcement Element
- Fixing Accessories

In a residential context Stili floor to ceiling can be used in the sleeping area (walk-in closet), in the living area as fitted wall / library or used as room partition between 2 different spaces. The middle reinforcement (optional) is used as connection between the wall and the vertical structural profile which gives to the whole structure a greater rigidity and solidity.



## Composizione Stili a parete

### Stili floor to wall composition



## STILIPHŌS

### Stili a parete

Per la composizione Stili a parete sono necessari:

- Elemento Portante Verticale (profilo con schermo diffusore LED)
- Elemento di Regolazione (puntale e piedino livellatore)
- Elemento di Raccordo Orizzontale
- Elementi di Fissaggio degli Accessori

In un contesto residenziale Stili a parete può essere impiegato nella zona notte (cabina armadio) oppure nella zona living quale parete attrezzata/libreria. Il rinforzo centrale utilizzato quale collegamento tra la parete muraria ed il montante strutturale verticale serve per dare a tutta la struttura una maggiore rigidità e solidità. In un contesto invece commerciale o direzionale, "Stili" a parete può essere utilizzato ad esempio quale scaffalatura per esposizione prodotti (negozi) o per archiviazione (uffici)

### Stili floor to wall

For the Stili floor to wall composition you need:

- Vertical components (profile and LED shield)
- Adjustment elements (cap and leg)
- Horizontal coupling element
- Fixing Accessories


In a residential context Stili floor to wall can be used in the sleeping area (walk-in closet) or in the living area as fitted wall / library. The middle reinforcement (optional) is used as connection between the wall and the vertical structural profile which gives to the whole structure a greater rigidity and solidity.

In a commercial or directional context, "Stili" floor to wall can be used for example for products exposition (shops) or storage shelves (offices)

\* Il box contenitore deve essere sempre fissato al muro.  
The storage box shall always be fixed to the wall.



## Finiture anodizzate Anodized finishes



09  
Alluminio anodizzato spazzolato nero  
Black anodized brushed aluminium




11  
Testa di moro spazzolata  
Brown anodised brushed




31  
Grigio oliva spazzolato  
Olive gray brushed

## Finiture verniciate Painted finishes



59  
Stardust  
Stardust

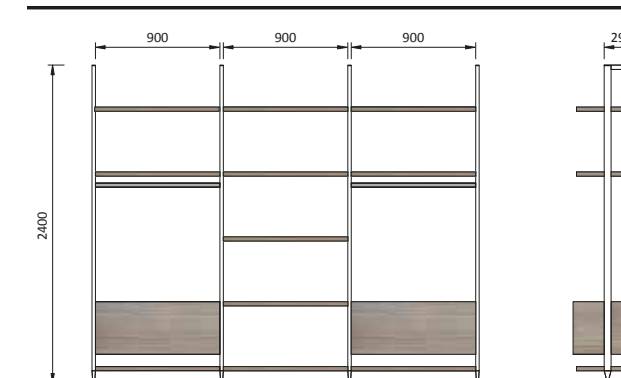


54  
Alluminio verniciato bianco opaco  
Matt white varnished aluminium

Per una reale valutazione, contattare il nostro ufficio tecnico-commerciale.  
For a more precise colour evaluation, please contact our technical-commercial office.

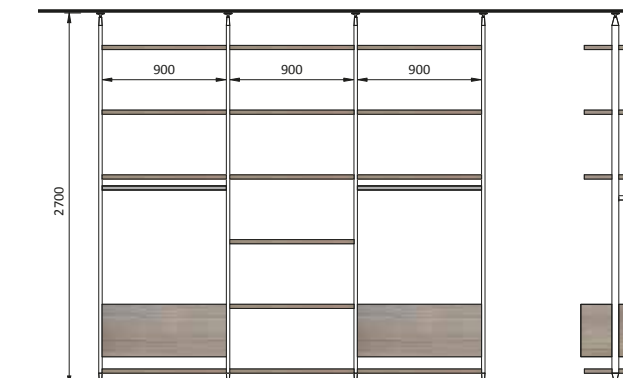
## Kit standard

Kit Cabina Armadio  
Walk-in closet Kit  
MN/CMPA.001xx



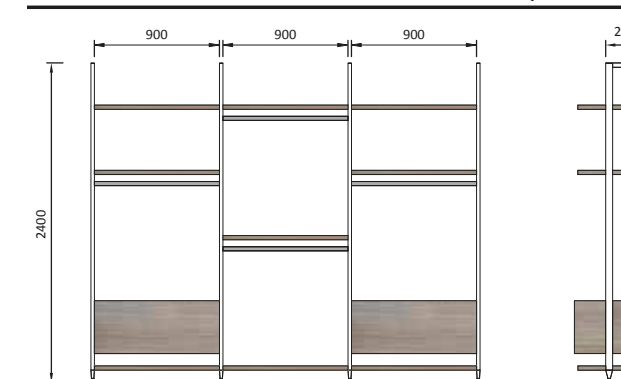
Il Kit è composto da Kit includes		Codice Code
4	Profilo Verticale strut. 2310 mm	Vertical structural profile 2310 mm MNPV2310xx
4	Kit Trav. Super. L 295	Kit Upper connection profile L 295 MNKT05295xx
4	Kit elemento di regolazione	Adjustable element MGKT01xx
11	Kit per mensola legno	Fixing kit for wood shelves MNKT03xx
2	Kit cassetiera	Kit drawer MNKT22xx
2	Kit elemento appenderia XL con guarnizione 090	Fixing kit for hangers XL with gasket 090 MNKT02900xx

Kit Cabina Armadio  
Walk-in closet Kit  
MN/CMSA.001xx



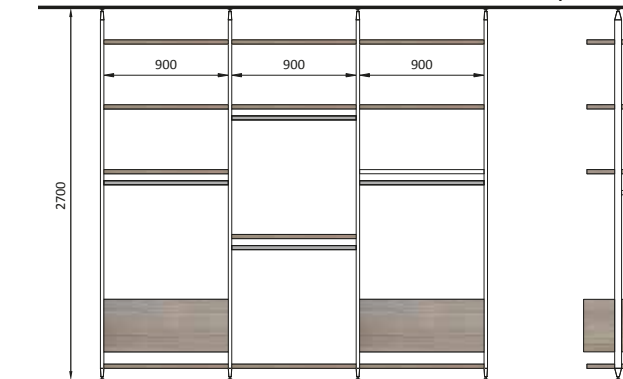
Il Kit è composto da Kit includes		Codice Code
4	Profilo Vert. chiuso 2520 mm	Closed vertical profile 2520 mm MNPVXL2520xx
4	Kit elemento di regolazione	Adjustable element MGKT01xx
4	Kit fissaggio tassello soffitto	Fixing kit for ceiling application MGKT10xx
14	Kit per mensola legno	Fixing kit for wood shelves MNKT03xx
2	Kit cassetiera	Kit drawer MNKT22xx
2	Kit elemento appenderia XL con guarnizione 090	Fixing kit for hangers XL with gasket 090 MNKT02900xx
4	Kit traverso centrale	Middle reinforcement element kit MGKT06245ALxx

Kit Cabina Armadio  
Walk-in closet Kit  
MN/CMPA.002



Il Kit è composto da Kit includes		Codice Code
4	Profilo Verticale strut. 2310 mm	Vertical structural profile 2310 mm MNPV2310xx
4	Kit Trav. Super. L 295	Kit Upper connection profile L 295 MNKT05295xx
4	Kit elemento di regolazione	Adjustable element MGKT01xx
9	Kit per mensola legno	Fixing kit for wood shelves MNKT03xx
2	Kit cassetiera	Kit wall cabinet MNKT22xx
4	Kit elemento appenderia XL con guarnizione 090	Fixing kit for hangers XL with gasket 090 MNKT02900xx

Kit Cabina Armadio  
Walk-in closet Kit  
MN/CMSA.002

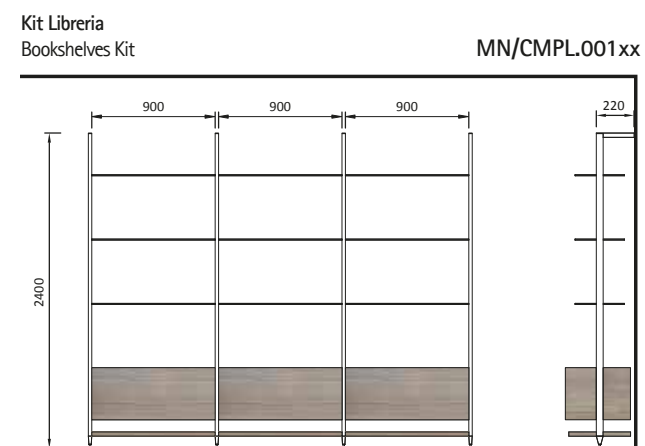


Il Kit è composto da Kit includes		Codice Code
4	Profilo Vert. chiuso 2520 mm	Closed vertical profile 2520 mm MNPVXL2520xx
4	Kit elemento di regolazione	Adjustable element MGKT01xx
4	Kit fissaggio tassello soffitto	Fixing kit for ceiling application MGKT10xx
12	Kit per mensola legno	Fixing kit for wood shelves MNKT03xx
2	Kit cassetiera	Kit drawer MNKT22xx
4	Kit elemento appenderia XL con guarnizione 090	Fixing kit for hangers XL with gasket 090 MNKT02900xx
4	Kit traverso centrale	Middle reinforcement element kit MGKT06245xx

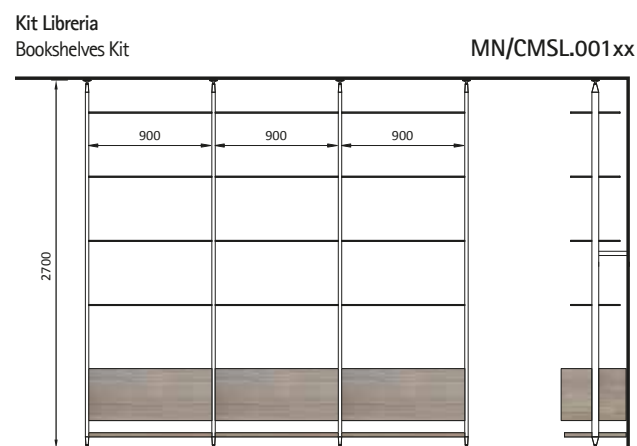
\* Il box contenitore deve essere sempre fissato al muro.  
The storage box shall always be fixed to the wall.



## Kit standard

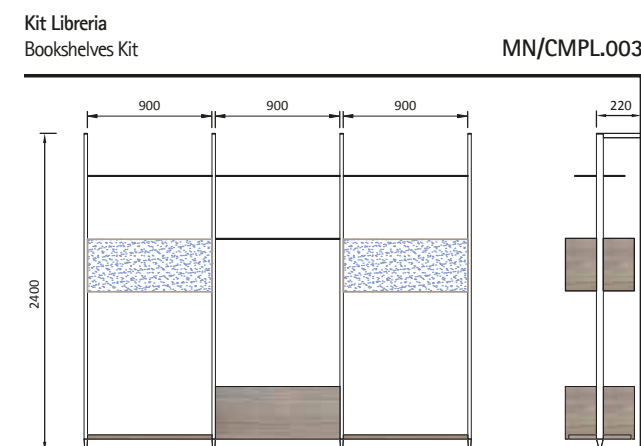


Il Kit è composto da Kit includes		Codice Code
4	Profilo Verticale strut. 2310 mm	Vertical structural profile 2310 mm MNPV2310xx
4	Kit Trav. Super. L 220	Kit Upper connection profile L 220 MNKT05220xx
4	Kit elemento di regolazione	Adjustable element MGKT01xx
3	Kit per mensola legno	Fixing kit for wood shelves MNKT03xx
9	Kit per mensola vetro	Fixing kit for glass shelves MNKT04xx
3	Kit cassettiera	Kit drawer MNKT22xx

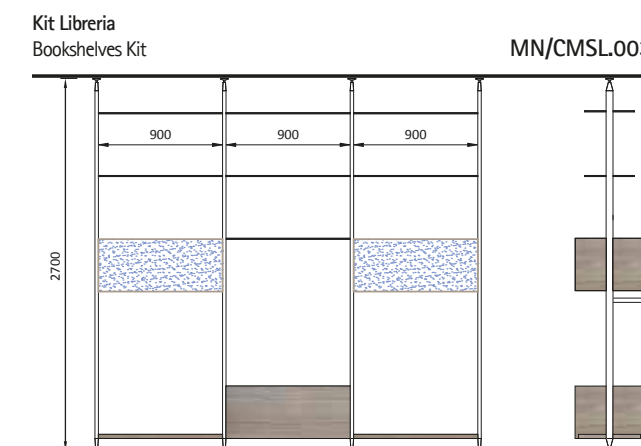


Il Kit è composto da Kit includes		Codice Code
4	Profilo Vert. chiuso 2520 mm	Closed vertical profile 2520 mm MNPVXL2520xx
4	Kit elemento di regolazione	Adjustable element MGKT01xx
4	Kit fissaggio tassel. soffitto	Fixing kit for ceiling application MGKT10xx
3	Kit per mensola legno	Fixing kit for wood shelves MNKT03xx
12	Kit per mensola vetro	Fixing kit for glass shelves MNKT04xx
3	Kit cassettiera	Kit drawer MNKT22XX
4	Kit traverso centrale L170	Middle reinforcement element kit L170 MGKT06170xx

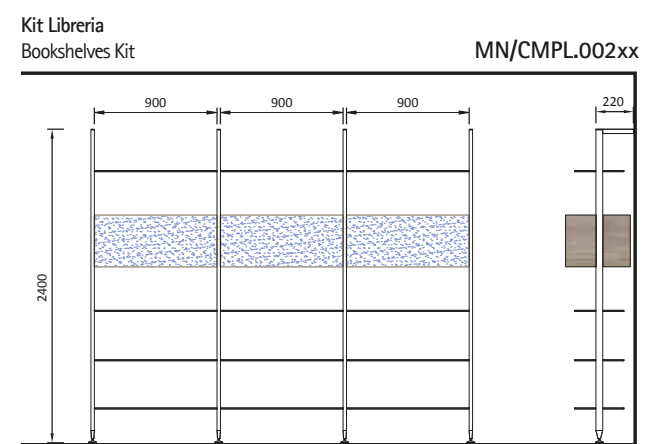
## Kit standard



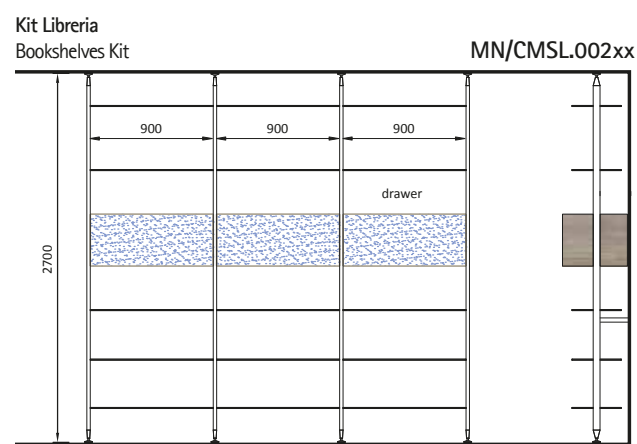
Il Kit è composto da Kit includes		Codice Code
4	Profilo Verticale strut. 2310 mm	Vertical structural profile 2310 mm MNPV2310xx
4	Kit Trav. Super. L 220	Kit Upper connection profile L 220 MNKT05220xx
4	Kit elemento di regolazione	Adjustable element MGKT01xx
2	Kit per mensola legno	Fixing kit for wood shelves MNKT03xx
4	Kit per mensola vetro	Fixing kit for glass shelves MNKT04xx
3	Kit cassettiera	Kit drawer MNKT22xx



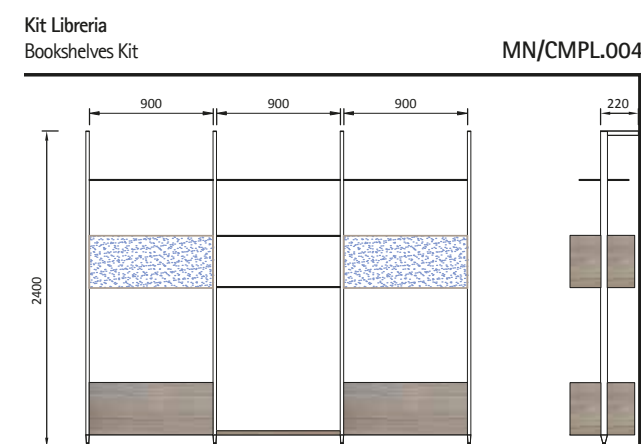
Il Kit è composto da Kit includes		Codice Code
4	Profilo Vert. chiuso 2520 mm	Closed vertical profile 2520 mm MNPVXL2520xx
4	Kit elemento di regolazione	Adjustable element MGKT01xx
4	Kit fissaggio tassel. soffitto	Fixing kit for ceiling application MGKT10xx
2	Kit per mensola legno	Fixing kit for wood shelves MNKT03xx
7	Kit per mensola vetro	Fixing kit for glass shelves MNKT04xx
3	Kit cassettiera	Kit drawer MNKT22xx
4	Kit traverso centrale L 170	Middle reinforcement element kit L170 MGKT06170xx



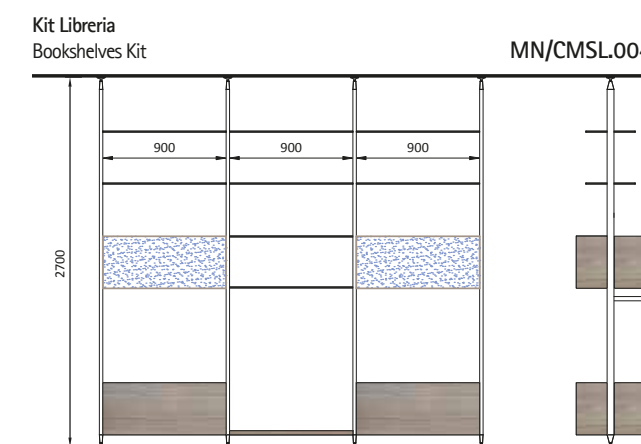
Il Kit è composto da Kit includes		Codice Code
4	Profilo Verticale strut. 2310 mm	Vertical structural profile 2310 mm MNPV2310xx
4	Kit Trav. Super. L 220	Kit Upper connection profile L 220 MNKT05220xx
4	Kit elemento di regolazione	Adjustable element MGKT01xx
3	Kit cassettiera	Kit drawer MNKT22xx
12	Kit per mensola vetro m.	Fixing kit for glass shelves MNKT04xx



Il Kit è composto da Kit includes		Codice Code
4	Profilo Vert. chiuso 2520 mm	Closed vertical profile 2520 mm MNPVXL2520xx
4	Kit elemento di regolazione	Adjustable element MGKT01xx
4	Kit fissaggio tassel. soffitto	Fixing kit for ceiling application MGKT10xx
3	Kit cassettiera	Kit wall cabinet MNKT22xx
15	Kit per mensola vetro	Fixing kit for glass shelves MNKT04xx
4	Kit traverso centrale L170	Middle reinforcement element kit L170 MGKT06170xx



Il Kit è composto da Kit includes		Codice Code
4	Profilo Verticale strut. 2310 mm	Vertical structural profile 2310 mm MNPV2310xx
4	Kit Trav. Super. L 220	Kit Upper connection profile L 220 MNKT05220xx
4	Kit elemento di regolazione	Adjustable element MGKT01xx
1	Kit per mensola legno	Fixing kit for wood shelves MNKT03xx
5	Kit per mensola vetro	Fixing kit for glass shelves MNKT04xx
4	Kit cassettiera	Kit drawer MNKT22xx

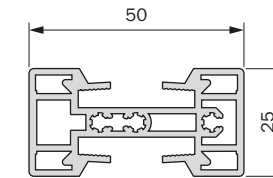


Il Kit è composto da Kit includes		Codice Code
4	Profilo Vert. chiuso 2520 mm	Closed vertical profile 2520 mm MNPVXL2520xx
4	Kit elemento di regolazione	Adjustable element MGKT01xx
4	Kit fissaggio tassel. soffitto	Fixing kit for ceiling application MGKT10xx
1	Kit per mensola legno	Fixing kit for wood shelves MNKT03xx
8	Kit per mensola vetro	Fixing kit for glass shelves MNKT04xx
4	Kit cassettiera	Kit drawer MNKT22xx
4	Kit traverso centrale L 170	Middle reinforcement element kit L170 MGKT06170xx



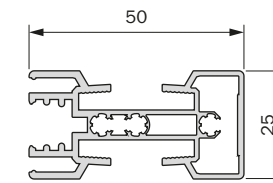
## Accessori Accessories

### Profilo verticale strutturale chiuso Closed vertical structural profile



Code	mm	pcs	kg	pcs
MNPVXLXX	5.200	41,6	45	41,6

### Profilo verticale strutturale aperto open vertical structural profile



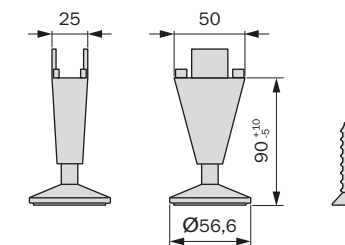
Code	mm	pcs	kg	pcs
MNPVXX	4.800	38,4	40	38,4

### Schermo diffusore LED LED diffuser



Code	mm	pcs	kg	pcs
MNSLP2800	2.800	28	2,5	28

### Kit elemento di regolazione Adjustable element kit



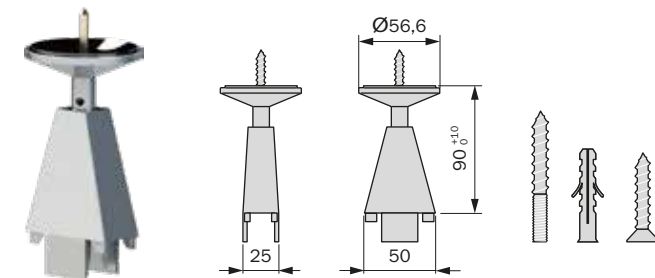
Code	mm	pcs	kg	pcs
MGKT01ALXX	90	50	11	50
MGKT01PLXX	90	50	8	50

PUNTALE	CONNECTION ELEMENT	□	1 x 8555MG01
PIEDINO	ADJUSTABLE FEET	□	1 x 8555MG02
VITI 4,2 X 25 PZ2	SCREWS 4,2 X 25 PZ2	□	1 x 8507125

## Accessori Accessories

### Kit elemento di regolazione Adjustable element kit

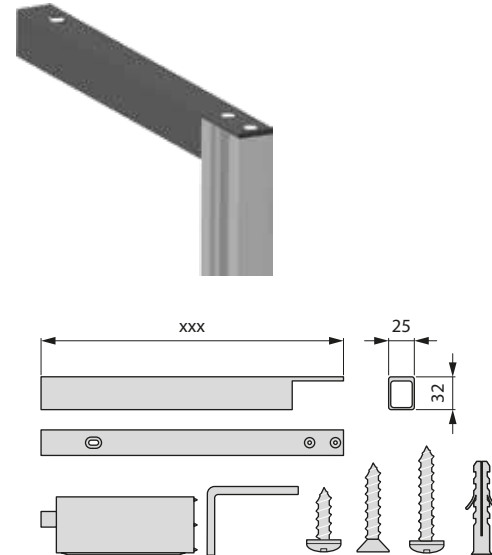


Code	mm	pcs	kg	pcs
MGKT10ALXX	90	50	11	50
MGKT10PLXX	90	50	8	50

PUNTALE	CONNECTION ELEMENT	□	1 x 8555MG01
PIEDINO	ADJUSTABLE FEET	□	1 x 8555MG02
TASSELLO M6	PLASTIC DOWEL M6	□	1 x 8507MN03
VITI 4,2 X 25	SCREW 4,2 X 25	□	1 x 8507125
VITE M6 (PER FISSAGGIO A SOFFITTO)	SCREWS M6 (FOR CEILING FIXATION)	□	1 x 8507MN02

### Elemento di raccordo superiore a muro Upper wall connection element

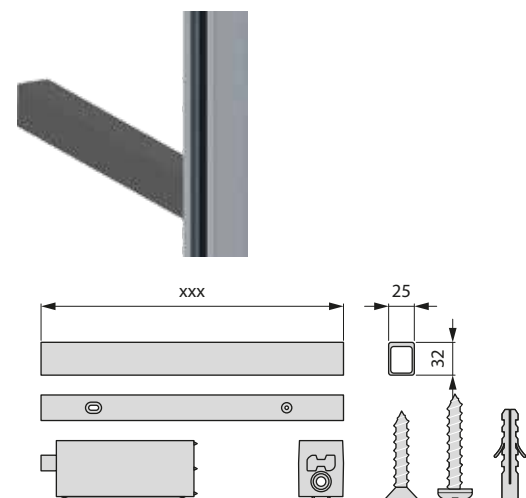


Code	mm	pcs	kg	pcs
MNKT05150XX	150	50	13	50
MNKT05220XX	220	50	15	50
MNKT05295XX	295	50	17	50
MNKT05345XX	345	50	20	50
MNKT05320XX	320	50	19	50

TRAVERSI SUPERIORI	UPPER CROSSPIECES	□	1 x 89MNTS295XX
STAFFE DI FISSAGGIO	FIXING PLATES	□	2 x 8590MN01
VITI AUTOFIL. TSP 4,2 X 25	SELF TAPPING SCREW 4,2 X 25	□	3 x 8507133N/133NK
VITE TB 4,5 X 60	PAN HEAD SCREW 4,5X60	□	2 x 8507MN03
STAFFA PER MENSOLE	SHELF BRACKET	□	1 x 8506MN10
VITE TPS 4 X 16	SCREW COUNTERSUNK 4X 16	□	2 x 8507117NK
TASSELLO FISCHER UX 6X50	FISCHER UX 6X50	□	2 x 8507MN02

### Elemento di raccordo intermedio a muro Intermediate wall connection element



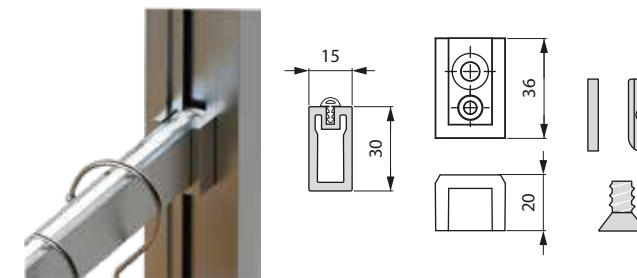
Code	mm	pcs	kg	pcs
MGKT06170XX	170	50	10	50
MGKT06295XX	295	50	12	50
MGKT06245XX	245	50	12	50

TRAVERSO INTERMEDIO	INTERMEDIATE CROSSPIECES	□	1 x 89MGTS
STAFFE DI FISSAGGIO	FIXING PLATES	□	2 x 8590MG01
VITI 4,2 X 25	SCREWS 4,2 X 25	□	2 x 8507125
VITE TB 4,5 X 60	PAN HEAD SCREW 4,5X60	□	2 x 8507MN03
TASSELLO FISCHER UX 6X50	FISCHER UX 6X50	□	2 x 8507MN02

## Accessori Accessories

### Elemento per appenderia con guarnizione Element for hangers with gasket

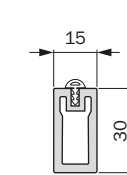


Code	mm	pcs	kg	pcs
MNKT020600XX	60/90/120	10	4	10
MNKT020900XX	60/90/120	10	6	10
MNKT021200XX	60/90/120	10	8	10

TUBI APPENDIABILI	HANGER TUBES	□	1 x 89MGTXL
GUARNIZIONI	GASKETS	□	1 x 89MGTA
PIASTRINE ZIGRINATE	FIXING PLATES	□	2 x 8505MN02
VITI M6 X 10	SCREWS M6 X 10	□	2 x 8507MG13
SUPPORTI	SUPPORTS	□	2 x 8555MN03

### Tubo per appenderia con guarnizione Tube for hangers with gasket

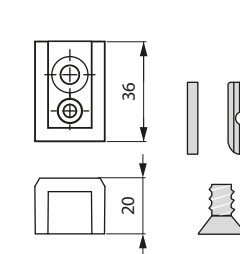


Code	mm	pcs	kg	pcs
MGTXLXX	4800	48	35	48

TUBI APPENDIABILI	HANGER TUBES	□	1 x 89MGTXL
GUARNIZIONI	GASKETS	□	1 x 89MGTA

### Kit accessori per appenderia Hangers accessories kit

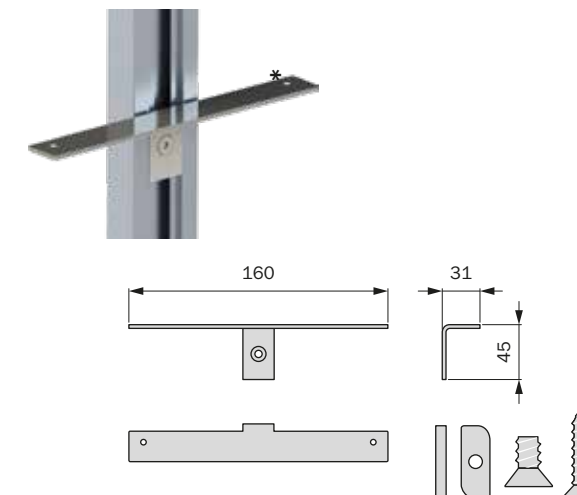


Code	mm	pcs	kg	pcs
MNKT02AXX	--	25	0,5	25

PIASTRINE ZIGRINATE	FIXING PLATES	□	2 x 8505MN02
VITI M6 X 10	SCREWS M6 X 10	□	2 x 8507MG13
SUPPORTI	SUPPORTS	□	2 x 8555MN03

### Elemento di fissaggio per mensole in legno Fixing element for wood shelves



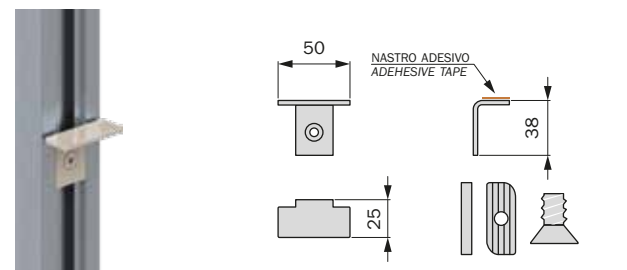
Code	mm	pcs	kg	pcs
MNKT03XX	160	25	7	25

STAFFE	BRACKETS	□	2 x 8506MN01
PIASTRINE	FIXING PLATES	□	2 x 8505MN02
VITI TPS M6X8	SCREWS M6 X 8	□	2 x 8507MG12
VITI M4X8	SCREWS COUNTERSUNK 4 X 16 P22	□	4 x 8507117N

## Accessori Accessories

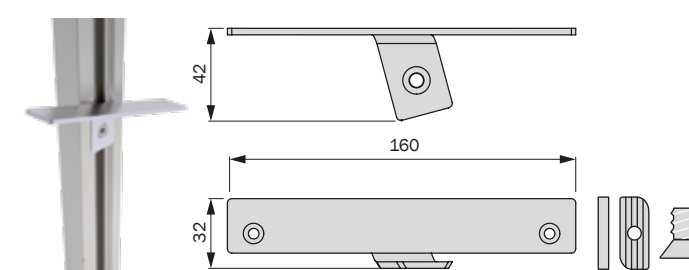
### Elemento di fissaggio per mensole in vetro Fixing element for glass shelves



Code		pcs	kg	pcs
<b>MNKT04XX</b>		50	25	4
STAFFE	BRACKETS	□	4 x 8506MN02	
PIASTRINE	FIXING PLATES	□	4 x 8505MN02	
VITI M6 X 8	SCREW M6 X 8	□	4 x 8507MG12	
BIADESIVO	BIADHESIVE TAPE	□	4 x 9399726	

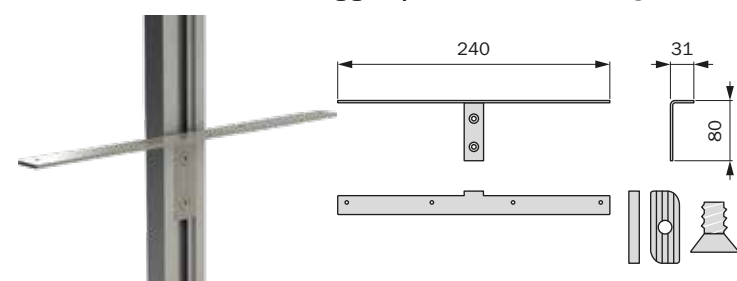
## Accessori Accessories

### Kit staffa scarpiera Shoe rack fixing element



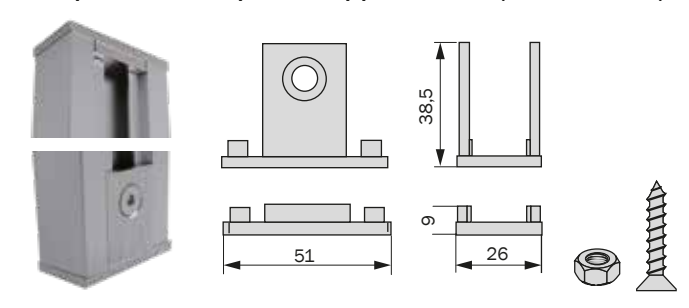
Code		pcs	kg	pcs
<b>MNKT11XX</b>		160	25	4
STAFFE	BRACKETS	□	1 x 8506MN03D	
STAFFE	BRACKETS	□	1 x 8506MN03S	
PIASTRINE	FIXING PLATES	□	2 x 8505MN02	
VITI M6 X 8	SCREWS M6 X 8	□	2 x 8507MG12	
VITE TPS 4 X 16 PZ2	SCREWS COUNTERSUNK 4 X 16 PZ2	□	4 x 8507117N	

### Elemento di fissaggio per mensole Fixing element for shelves



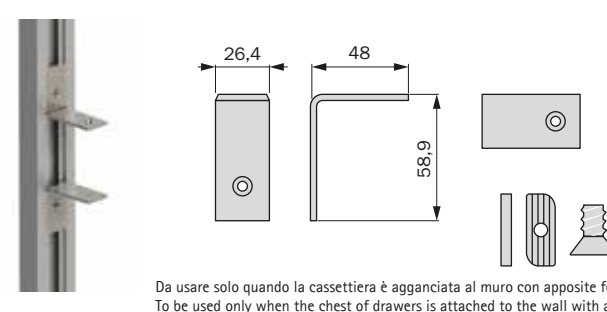
Code		pcs	kg	pcs
<b>MNKT16XX</b>		240	25	4
STAFFE	BRACKETS	□	2 x 8506MN08	
PIASTRINE	FIXING PLATES	□	4 x 8505MN02	
VITI M6 X 8	SCREWS M6 X 8	□	4 x 8507MG12	

### Kit per adatt. top con tappo Worktop kit with cap



Code		pcs	kg	pcs
<b>MNKT23XX</b>		--	25	4
PIASTRA SOPRA TOP AL	WORK TOP CAP AL	□	1 x 8555MN10AL	
TAPPO SUPERIORE AL	UPPER CAP AL	□	1 x 8555MN11AL	
VITI M6 X 8	SCREWS M6 X 8	□	2 x 8507MG12	
PIASTRINE	FIXING PLATES	□	2 x 8505MN02	
RONDELLA PIANA	FLAT COUNTER PLATE	□	2 x 8507502	
VITE M4 X 80	SCREWS M4 X 80	□	2 x 8507151	
DADO ESAGONALE M4	SCREW NUT M4	□	2 x 8507B11	
VITE TPS 4.2 X 25	SCREWS COUNTERSUNK 4.2 X 25	□	1 x 8507125	

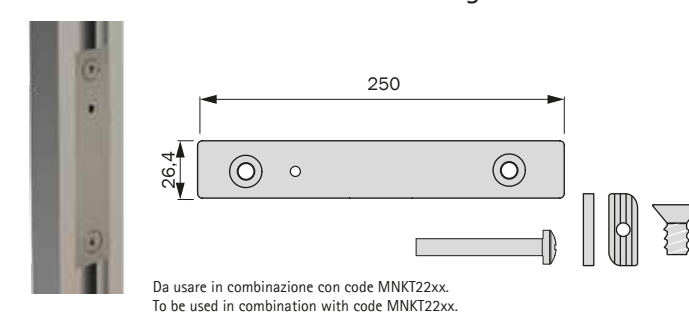
### Kit cassettera Drawer unit kit



Da usare solo quando la cassettera è agganciata al muro con apposite ferramenta.  
To be used only when the chest of drawers is attached to the wall with appropriate hardware.

Code		pcs	kg	pcs
<b>MN/KT18XX</b>		--	25	4
STAFFE	BRACKETS	□	4 x 8506MN09	
PIASTRINE	FIXING PLATES	□	4 x 8505MN02	
VITI M6 X 8	SCREWS M6 X 8	□	4 x 8507MG12	
VITE TPS 4 X 16 PZ2	SCREWS COUNTERSUNK 4 X 16 PZ2	□	4 x 8507117N	

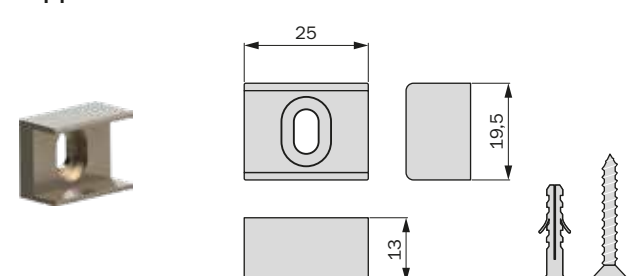
### Kit staffa cassettera Drawer fixing element



Da usare in combinazione con code MNKT22xx.  
To be used in combination with code MNKT22xx.

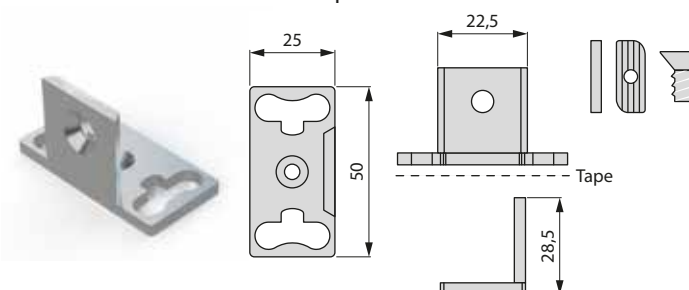
Code		pcs	kg	pcs
<b>MNKT20XX</b>		--	25	4
STAFFA	BRACKET	□	2 x 8506MN11	
PIASTRINE	FIXING PLATES	□	4 x 8505MN02	
VITI M6 X 8	SCREWS M6 X 8	□	4 x 8507MG12	
VITE TBL PZ2 M4 X 35	SCREWS M4 X 35	□	2 x 8507160	

### Supporto mensola intermedio Intermediate fixing element for shelf



Code		pcs	kg	pcs
<b>MNKT19PLXX</b>		25	25	2
SUPPORTO	SUPPORT	□	1 x 8555MN09	
VITE TB 4,5 X 60 PZ2	SCREW 4,5 X 60 PZ2	□	1 x 8507MN03	
TASSELLO FISCHER	FISHER UX 6X50 R	□	1 x 8507MN02	

### Adattatore TOP Worktop connection



Code		pcs	kg	pcs
<b>MNKT17PLXX</b>		--	25	2
PIASTRA	BRACKET	□	1 x 8555MN08	
PIASTRINE	FIXING PLATES	□	1 x 8505MN02	
VITI M6 X 8	SCREWS M6 X 8	□	1 x 8507MG12	
BIADESIVO	BIADHESIVE TAPE	□	1 x 9399727	
VITE TPS 4 X 16 PZ2	SCREWS COUNTERSUNK 4 X 16 PZ2	□	1 x 8507117N	







VOLPATO INDUSTRIE SPA  
31027 Spresiano - Treviso Italy - Via Galvani, 22/d  
Tel +39 0422 7227 - Fax +39 0422 725598  
[www.volpatoindustrie.it](http://www.volpatoindustrie.it) - [info@volpatoindustrie.it](mailto:info@volpatoindustrie.it)