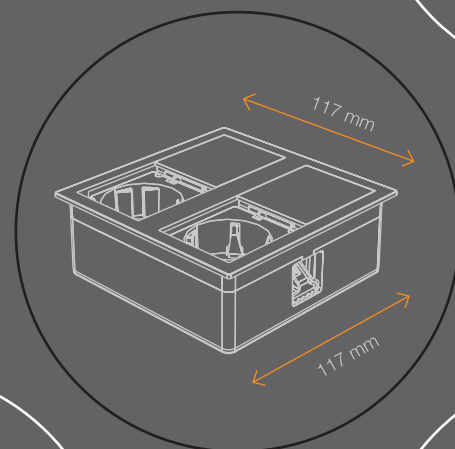
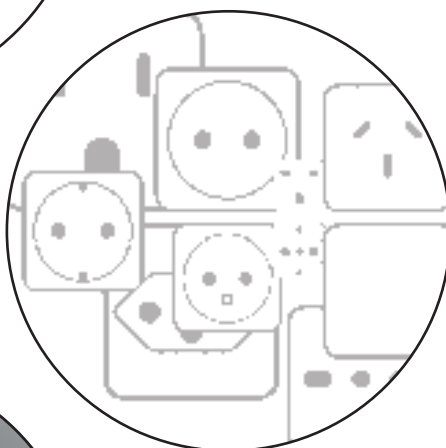


# SEZIONE TECNICA

TECHNICAL SECTION





**228**  
**modularità**  
modularity

**230**  
**tabella di compatibilità**  
compatibility table




**232**  
**cavi**  
cables

**236**  
**prese elettriche nel mondo**  
world plugs & sockets




**244**  
**specifiche tecniche prodotti**  
products technical specifications

# modularità

## modularity



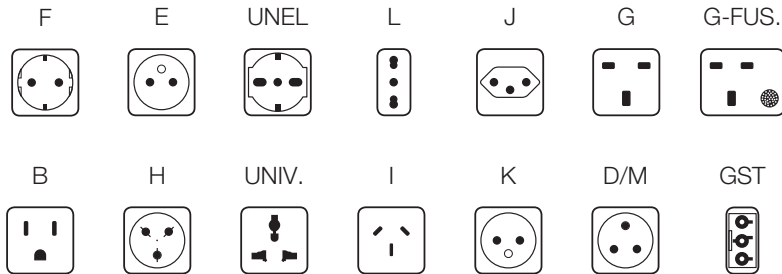
 **versalogic**  
Electrical solutions .....



ASA propone un'ampia gamma di soluzioni che comprendono sistemi di predisposizione dati, interruttori, componenti multimedia e prese configurate per le diverse nazioni. Questi elementi possono essere assemblati in modo differente a seconda delle richieste del cliente, così da fornire soluzioni funzionali e personalizzate.

ASA offers a wide range of solutions including data systems, switches, Components, Multimedia and sockets for different nations. These elements can be assembled in different ways depending on the customer's requirements, focusing on provide functional and custom solutions.

● PRESE SOCKETS



● USB COMPONENTS & MULTIMEDIA



● COMPONENTI E MULTIMEDIA COMPONENTS & MULTIMEDIA


● COOPLER 1/2 MODULO • COOPLER 1/2 MODULE



● MODULI CON CAVO • MODULE WITH CABLE



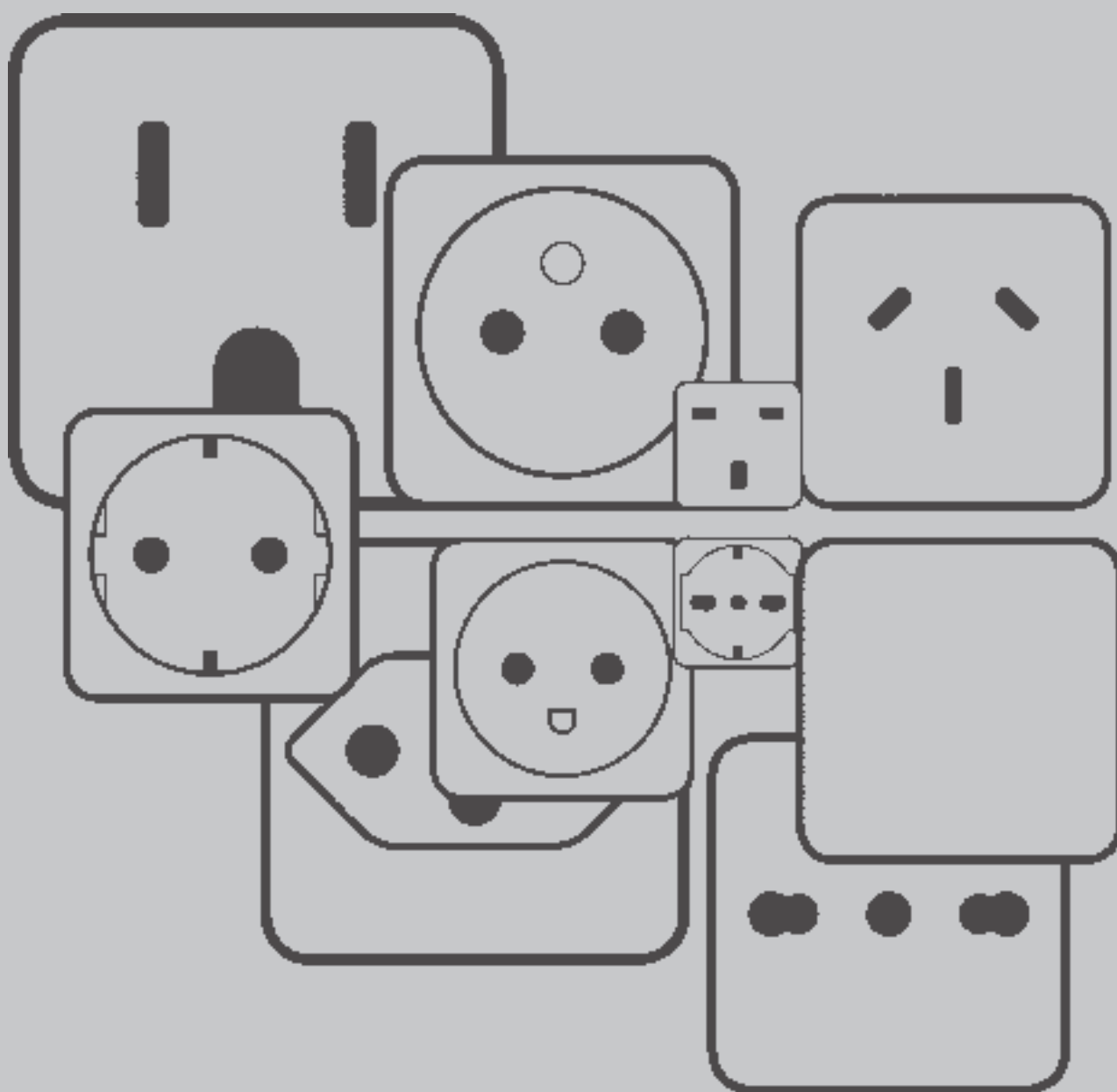
● INTERRUTTORI SWITCHES





# tabella di compatibilità

compatibility table



prese elettriche | electrical sockets

	F	E	UNEL	L	J	G	G-FUS.	B	H	UNIV.	I	K	D/M	GST
<b>versatek</b>	●	●	●	●	●	●	●	●	●	●	●	●	●	●
<b>versaturn 3.0</b>	●	●	●	●	●	●	●	●	●	●	●	●	●	●
<b>versalink</b>	●	●			●	●		●	●	●	●	●		
<b>versanet</b>	●	●	●	●	●	●	●	●	●	●	●	●	●	●
<b>versanet 2.0</b>	●	●	●	●	●	●	●	●	●	●	●	●	●	●
<b>versaflap</b>	●	●	●	●	●	●	●	●	●	●	●	●	●	●
<b>versahit</b>	●	●			●	●								
<b>versadot</b>	●	●				●								
<b>versapad</b>	●	●	●		●	●		●						
<b>versatop</b>	●	●	●	●	●	●	●	●	●	●	●	●	●	●
<b>versadesk</b>	●	●	●	●	●	●	●	●	●	●	●	●	●	●
<b>versaframe 2.0</b>	●	●	●	●	●	●	●	●	●	●	●	●	●	●
<b>versaframe</b>	●	●	●	●	●	●	●	●	●	●	●	●	●	●
<b>versaelux</b>	●	●	●	●	●	●	●	●	●	●	●	●	●	●
<b>versaelite</b>	●	●	●	●	●	●	●	●	●	●	●	●	●	●
<b>versapull</b>	●	●	●	●	●	●	●	●	●	●	●	●	●	●
<b>versatower</b>	●	●	●	●	●	●	●	●	●	●	●	●	●	●


componenti & multimedia | components & multimedia

	RJ	USB-DATI	USB-RICARICA	HDMI	AUDIO	TV	SAT	VGA	RCA	DISPLAY PORT
<b>versatek</b>	●	●	●	●	●	●	●	●	●	●
<b>versaturn 3.0</b>	●	●	●	●	●	●	●	●	●	●
<b>versalink</b>	●	●	●	●	●					
<b>versanet</b>	●	●	●	●	●	●	●	●	●	●
<b>versanet 2.0</b>	●	●	●	●	●	●	●	●	●	●
<b>versaflap</b>	●	●	●	●	●	●	●	●	●	●
<b>versahit</b>			●						●	●
<b>versadot</b>			●							
<b>versapad</b>	●	●	●	●					●	●
<b>versapick</b>			●						●	●
<b>versatop</b>	●	●	●	●	●	●	●	●	●	●
<b>versadesk</b>	●	●	●	●	●	●	●	●	●	●
<b>versaframe 2.0</b>	●	●	●	●	●	●	●	●	●	●
<b>versaframe</b>	●	●	●	●	●	●	●	●	●	●
<b>versadelux</b>	●	●	●	●	●	●	●	●	●	●
<b>versaelite</b>	●	●	●	●	●	●	●	●	●	●
<b>versapull</b>	●	●	●	●	●	●	●	●	●	●
<b>versatower</b>	●	●	●	●	●	●	●	●	●	●

sistema predisposizione dati & multimedia | data & multimedia predisposition system


PREDISPOSIZIONE DATI | DATA PREDISPOSITION

<b>versatek</b>	●
<b>versadesk</b>	●
<b>versaflap</b>	●
<b>versaflap dual</b>	●



VERSAPRO











<b>versatek</b>	●
<b>versanet</b>	●
<b>versanet 2.0</b>	●
<b>versaflap</b>	●
<b>versadesk</b>	●
<b>versaframe 2.0</b>	●
<b>versaframe</b>	●















# cavi

cables








cavo alimentazione   power cables versatek - versaflap - versaflap dual - versapull					
SPINA - CONNETTORE GST18i3 nero PLUG - GST18i3 CONNECTOR black					
PRESA   SOCKET		  UNEL	  F (SCHUKO)	  E	  G
CODICE CODE	lunghezza   length L 2000 m	060.16F.00001	060.16F.00001	060.16F.00001	060.16G.00001
	lunghezza   length L 3000 m	060.16F.00002	060.16F.00002	060.16F.00002	060.16G.00002
DIM. L x H x W (mm) 		20 x 29 x 38 cm			

cavo alimentazione   power cables versalink					
SPINA - CONNETTORE C13 nero PLUG - C13 CONNECTOR black					
PRESA   SOCKET		  UNEL	  F (SCHUKO)	  E	  G
CODICE CODE	lunghezza   length L 2000 m	060.16F.00003	060.16F.00003	060.16F.00003	060.16G.00003
	lunghezza   length L 3000 m	060.16F.00004	060.16F.00004	060.16F.00004	060.16G.00004
DIM. L x H x W (mm) 		46 x 29 x 12 cm			

cavo alimentazione   power cables					
ACCOPIATORI COUPLERS					
CODICE CODE	lunghezza   length L 2000 m	060.18Y.00013	060.18Y.00014	060.18Y.00015	060.18Y.00016
DIM. L x H x W (mm) 		20 x 15 x 14 cm			

**cavi di connessione e connettori** | connection cables and connectors

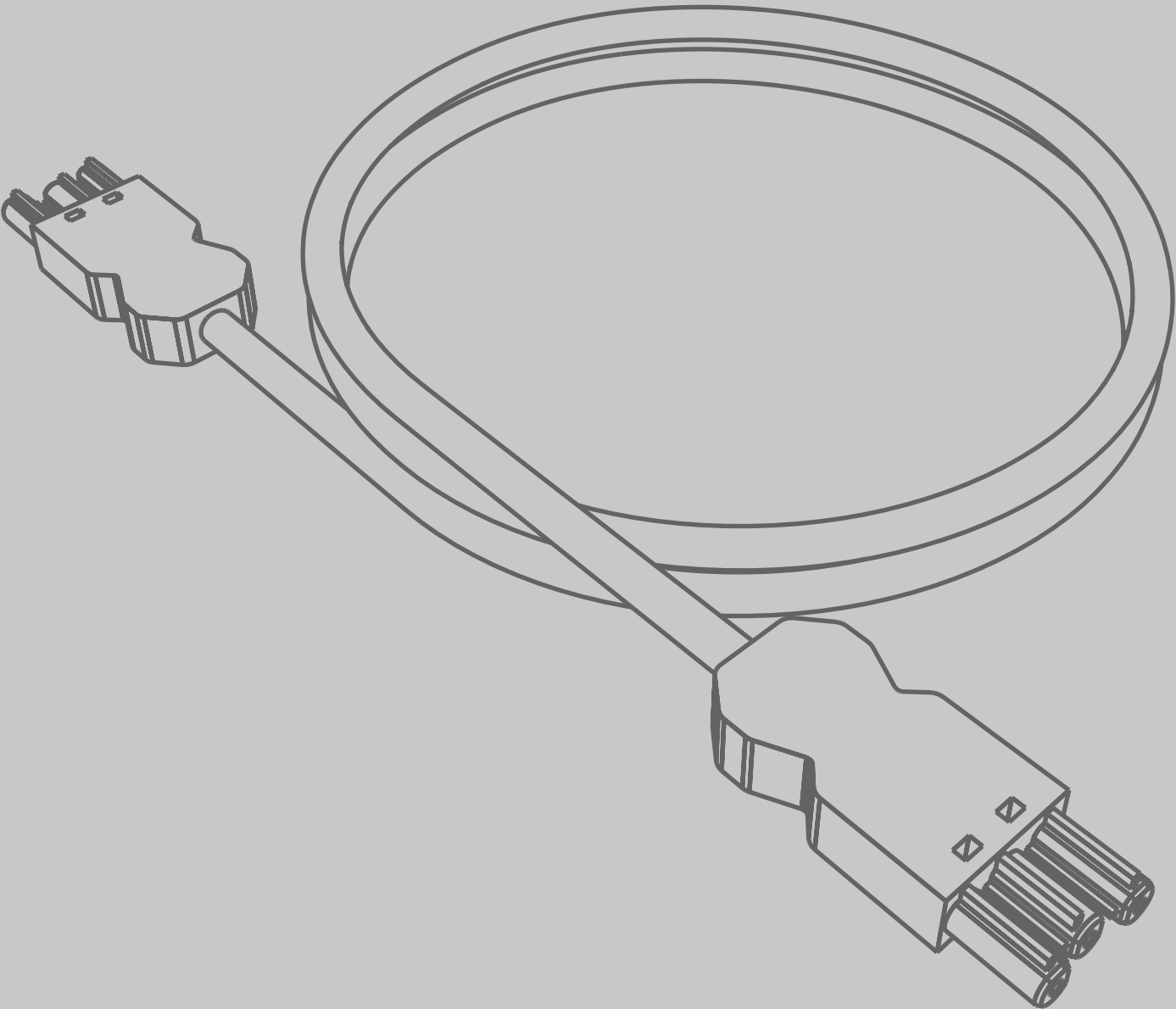


GST18i3 MASCHIO GST18i3 FEMMINA GST18i3 MALE - GST18i3 FEMALE			
CODICE   CODE	lunghezza   lenght L 1000 m	060.16Y.00001	060.16Y.00004
	lunghezza   lenght L 2000 m	060.16Y.00002	060.16Y.00005
	lunghezza   lenght L 3000 m	060.16Y.00003	060.16Y.00006
KIT CONNETTORI M+F (INCLUDE DUE CONNETTORI) CONNECTION KIT M+F (INCLUDE 2 CONNECTORS)			
CODICE   CODE		060.18Y.00009	
GST18i3 MASCHIO GST18i3 FEMMINA GST18i3 MALE - GST18i3 FEMALE			
CODICE   CODE		060.18Y.00007	060.18Y.00005
DIM. L x H x W (mm) 		20 x 15 x 14 cm	

**cavi multimedia** | multimedia cables



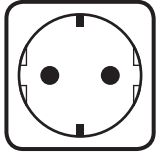
CAVI DATI RJ45 DATA CABLE RJ45		<b>CAT 6 UTP</b>	<b>CAT 6 A STP</b>
CODICE   CODE	lunghezza   lenght L 2000 m	060.16Y.00007	060.16Y.00009
	lunghezza   lenght L 3000 m	060.16Y.00008	060.16Y.00010
	lunghezza   lenght L 2000 m	060.16Y.00011	060.16Y.00012
CAVI DATI RJ45 PER VERSAPAD O PREDISPOSIZIONE VERSATEK DATA CABLES RJ45 FOR VERSAPAD OR SELF DATA CABLING SYSTEM VERSATEK		<b>CAT 6 UTP</b>	<b>CAT 6 A STP</b>
CODICE   CODE		060.16Y.00011	060.16Y.00012
CAVI DATI RJ45 PER VERSAPAD O PREDISPOSIZIONE VERSATEK DATA CABLES RJ45 FOR VERSAPAD OR SELF DATA CABLING SYSTEM VERSATEK		<b>USB</b>	<b>HDMI</b>
CODICE   CODE	lunghezza   lenght L 2000 m	060.16Y.00013	060.16Y.00015
	lunghezza   lenght L 1500 m	060.16Y.00014	060.16Y.00016




# prese elettriche nel mondo

world plugs & sockets





F




E

Afghanistan  
 Albania  
 Algeria  
 American Samoa  
 Andorra  
 Armenia  
 Aruba  
 Austria  
 Azerbaijan  
 Belarus  
 Bhutan  
 Bosnia and Herzegovina  
 Bulgaria  
 Cape Verde  
 Chad  
 Croatia  
 Denmark  
 Egypt  
 Estonia  
 Ethiopia  
 Faroe Islands  
 Finland  
 Georgia  
 Germany  
 Greece  
 Greenland  
 Guinea  
 Hungary  
 Iceland  
 Indonesia  
 Iran  
 Italy  
 Jordan  
 Kazakhstan  
 Korea, Democratic People's Republic of  
 Korea, Republic of  
 Kyrgyzstan  
 Lao People's Democratic Republic  
 Latvia  
 Liberia  
 Libya  
 Lithuania  
 Luxembourg  
 Macau  
 Macedonia  
 Moldova  
 Monaco  
 Montenegro  
 Mozambique

Myanmar  
 Netherlands  
 Netherlands Antilles  
 New Caledonia  
 Niger  
 Norway  
 Portugal  
 Romania  
 Russia  
 Saint Martin  
 San Marino  
 Sao Tome and Principe  
 Serbia  
 Slovenia  
 Spain  
 Suriname  
 Sweden  
 Tajikistan  
 Thailand  
 Timor-Leste  
 Turkey  
 Turkmenistan  
 Ukraine  
 Uruguay  
 Vietnam


Belgium  
 Benin  
 Burkina Faso  
 Burundi  
 Cameroon  
 Central African Republic  
 Chad  
 Comoros  
 Congo  
 Congo (Democratic Rep. of)  
 Cote d'Ivoire  
 Czech Republic  
 Denmark  
 Djibouti  
 Equatorial Guinea  
 Ethiopia  
 Faroe Islands  
 France  
 French Guiana  
 Greenland  
 Guadeloupe  
 Lao People's Democratic Republic  
 Liberia  
 Madagascar  
 Mali  
 Martinique  
 Monaco  
 Mongolia  
 Morocco  
 Niger  
 Poland  
 Reunion  
 Saint Vincent and the Grenadines  
 Senegal  
 Slovakia  
 Syrian Arab Republic  
 Timor-Leste  
 Tunisia






L

Chile  
Eritrea  
Ethiopia  
Italy  
Libya  
Maldives  
San Marino  
Syrian Arab Republic  
Uruguay



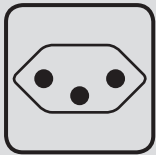
G

Bahrain  
Bangladesh  
Belize  
Bhutan  
Botswana  
Brunei Darussalam  
Cambodia  
Cyprus  
Dominica  
Falkland Islands (Malvinas)  
Gambia  
Ghana  
Gibraltar  
Grenada  
Guyana  
Hong Kong  
Iraq  
Ireland  
Isle of Man  
Jordan  
Kenya  
Kuwait  
Lebanon  
Macau  
Malawi  
Malaysia  
Maldives  
Malta  
Mauritius  
Myanmar  
Nigeria  
Oman  
Pakistan  
Qatar  
Saint Kitts and Nevis  
Saint Lucia  
Saint Vincent and the Grenadines  
Saudi Arabia  
Seychelles  
Sierra Leone  
Singapore  
Solomon Islands  
Sri Lanka  
Tanzania  
Uganda  
United Arab Emirates



B

American Samoa  
Antigua and Barbuda  
Aruba  
Bahamas  
Barbados  
Belize  
Bermuda  
British Virgin Islands  
Canada  
Cayman Islands  
Colombia  
Costa Rica  
Cuba  
Dominican Republic  
Ecuador  
El Salvador  
Guam  
Guatemala  
Guyana  
Haiti  
Honduras  
Jamaica  
Japan  
Jordan  
Lao People's Democratic Republic  
Lebanon  
Liberia  
Mexico  
Micronesia, Federated States of  
Montserrat  
Netherlands Antilles  
Nicaragua  
Niger  
Palau  
Panama  
Peru  
Philippines, Rep. of the  
Puerto Rico  
Saint Kitts and Nevis  
Taiwan  
Thailand  
Trinidad and Tobago  
Turkmenistan  
Turks and Caicos Islands  
United States of America  
United States Virgin Islands  
Venezuela



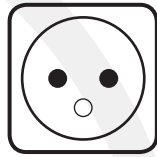
J

Jordan  
Liechtenstein  
Madagascar  
Maldives  
Rwanda  
Switzerland




H

Israel



K

Bangladesh  
Denmark  
Faroe Islands  
Greenland  
Guinea  
Madagascar  
Maldives  
Saint Vincent and the Grenadines  
Senegal



D

Bangladesh  
Bhutan  
Botswana  
Chad  
Congo (Democratic Rep. of)  
Dominica  
French Guiana  
Ghana  
Guadeloupe  
Guyana  
Hong Kong  
India  
Iraq  
Jordan  
Lebanon  
Libya  
Macau  
Madagascar  
Maldives  
Martinique  
Monaco  
Myanmar  
Namibia  
Nepal  
Niger  
Nigeria  
Pakistan  
Qatar  
Saint Kitts and Nevis  
Senegal  
Sierra Leone  
South Africa  
Sri Lanka  
Sudan  
Tanzania  
United Arab Emirates  
Yemen  
Zambia  
Zimbabwe



I

American Samoa  
Argentina  
Australia  
China  
Cook Islands  
Fiji  
Kiribati  
Nauru  
New Zealand  
Papua New Guinea  
Saint Vincent and the Grenadines  
Samoa  
Solomon Islands  
Tajikistan  
Timor-Leste  
Tonga  
Tuvalu  
Uruguay  
Uzbekistan  
Vanuatu



M

Bhutan  
Botswana  
India  
Israel  
Lesotho  
Macau  
Malaysia  
Mozambique  
Namibia  
Nepal  
Pakistan  
Singapore  
South Africa  
Sri Lanka  
Swaziland

Bhutan  
Botswana  
India  
Israel  
Lesotho  
Macau  
Malaysia  
Mozambique  
Namibia  
Nepal  
Niger  
Nigeria  
Pakistan  
Qatar  
Saint Kitts and Nevis  
Senegal  
Sierra Leone  
South Africa  
Sri Lanka  
Sudan  
Tanzania  
United Arab Emirates  
Yemen  
Zambia  
Zimbabwe

Nazione Country	Distribuzione Distribution	Tensione domestica Voltage	Frequenza Frequency	Tipo presa Type(s) of plug/socket
Afghanistan	S220/380	220 V	50 Hz	C, D, F
Albania	S220/380	220 V	50 Hz	C, F
Algeria	S230/400	230 V	50 Hz	C, F
Andorra	S220/380	220 V	50 Hz	C, F
Angola	S220/380	220 V	50 Hz	C
Anguilla (Regno Unito) / Anguilla (UK)		110 V	60 Hz	A, B
Antigua	S230/400	230 V	60 Hz	A, B
Antille olandesi / Caribbean Netherlands	S127/220 S220/380	127/220 V	50 Hz	A, B, F
Arabia Saudita / Saudi Arabia	S127/220 S220/380	127/220 V	60 Hz	A, B, F, G
Argentina	S220/380	220 V	50 Hz	C, I
Armenia	S220/380	220 V	50 Hz	C, F
Aruba	S127/220	127 V	60 Hz	A, B, F
Australia	S240/415	240 V	50 Hz	I
Austria	S230/400	230 V	50 Hz	C, F
Azerbaijan	S220/380	220 V	50 Hz	C
Azzorre (Portogallo) / Azores (Portugal)	S220/380	220 V	50 Hz	B, C, F
Bahamas	S120/208 D120/240	120 V	60 Hz	A, B
Bahrain / Bahrain	S230/400	230 V	50 Hz	G
Bangladesh	S220/400	220 V	50 Hz	A, C, D, G, K
Barbados	S115/200 D115/230	115 V	50 Hz	A, B
Belgio / Belgium	S230/400	230 V	50 Hz	E
Belize	D110/220 D220/440	110/220 V	60 Hz	B, G
Benin	S220/380	220 V	50 Hz	E
Bermuda	S120/208 D120/240	120 V	60 Hz	A, B
Bhutan	S230/400	230 V	50 Hz	D, F, G, M
Bielorussia / Belarus	S220/380	220 V	50 Hz	C
Birmania / Burma		230 V	50 Hz	C, D, F, G
Bolivia	S220/380	220/230 V	50 Hz	A, C
Bosnia ed Erzegovina / Bosnia and Herzegovina	S220/380	220 V	50 Hz	C, F
Botswana	S230/400	230 V	50 Hz	D, G, M
Brasile / Brazil	D110/220 S127/220 S220/380	110–220 V	60 Hz	A, B, C, I, J IEC 60906-1
Brunei	S240/415	240 V	50 Hz	G
Bulgaria	S230/400	230 V	50 Hz	C, F
Burkina Faso	S220/380	220 V	50 Hz	C, E
Burundi	S220/380	220 V	50 Hz	C, E
Cambogia / Cambodia	S120/208 S220/380	220 V	50 Hz	A, C, G
Camerun / Cameroon	S127/220 S220/380 S230/400	220 V	50 Hz	C, E
Canada	D120/240 T575	120 V	60 Hz	A, B
Capo Verde / Cape Verde	S220/380	220 V	50 Hz	C, F
Ciad / Chad	S220/380	220 V	50 Hz	D, E, F
Cile / Chile	S220/380	220 V	50 Hz	C, L
Cina / China	S220/380	220 V	50 Hz	A, C, I (G)
Cipro / Cyprus	S240/415	240 V	50 Hz	G
Città del Vaticano / Vatican City State	S230/400	230 V	50 Hz	L
Colombia	D110/220 S120/208 S150/240	110 V	60 Hz	A, B
Comore / Comoros	S220/380	220 V	50 Hz	C, E
Congo-Brazzaville / Congo, Republic of the	S230/400	230 V	50 Hz	C, E
Congo-Kinshasa / Congo, Democratic Republic of the	S220/380	220 V	50 Hz	C, D
Corea del Nord / North Korea	D110/220	220 V	50 Hz	C
Corea del Sud / South Korea	D110/220 S220/380	220 V	60 Hz	C, F
Costa Rica	D120/240	120 V	60 Hz	A, B
Costa d'Avorio / Ivory Coast	S230/400	230 V	50 Hz	C, E
Croazia / Croatia	S230/400	230 V	50 Hz	C, F
Cuba	D110/220	110 V	60 Hz	A, B, C, L
Danimarca / Denmark	S230/400	230 V	50 Hz	C, K

Nazione Country	Distribuzione Distribution	Tensione domestica Voltage	Frequenza Frequency	Tipo presa Type(s) of plug/socket
Dominica	S230/400	230 V	50 Hz	D, G
Ecuador	S120/208 D120/240 S121/210 S127/220	120-127 V	60 Hz	A, B
Egitto / Egypt	S220/380	220 V	50 Hz	C
El Salvador	D115/230	115 V	60 Hz	A-G, I, J, L
Emirati Arabi Uniti / United Arab Emirates	S220/380 S230/400	220 V	50 Hz	C, D, G
Eritrea	S230/400	230 V	50 Hz	C
Estonia	S230/400	230 V	50 Hz	F
Etiopia / Ethiopia	S220/380	220 V	50 Hz	D, J, L
Figi / Fiji	S240/415	240 V	50 Hz	I
Filippine / Philippines	D110/220 D115/230	110/220 V	60 Hz	A, B, C
Finlandia / Finland	S230/400	230 V	50 Hz	C, F
Francia / France	S230/400 S220/380 S127/220	230 V	50 Hz	C, E
Gabon	S220/380	220 V	50 Hz	C
Gambia	S230/400	230 V	50 Hz	G
Gaza (Striscia di Gaza) / Gaza Strip (Palestine)	S230/400	230 V	50 Hz	H
Germania / Germany	S230/400	230 V	50 Hz	C, F
Ghana	S230/400	230 V	50 Hz	D, G
Giamaica / Jamaica	D110/220	110 V	50 Hz	A, B
Giappone / Japan	D100/200	100 V	50/60 Hz	A, B
Gibilterra / Gibraltar	S240/415	240 V	50 Hz	C, G
Gibuti / Djibouti	S220/380	220 V	50 Hz	C, E
Giordania / Jordan	S220/380	230 V	50 Hz	B, C, D, F, G, J
Grecia / Greece	S230/400	220 V	50 Hz	C, D, E, F
Grenada	S230/400	230 V	50 Hz	G
Groenlandia / Greenland	S220/380	220 V	50 Hz	C, K
Guadalupa / Guadeloupe	S220/380	230 V	50 Hz	C, D, E
Guam	D110/220 S120/208	110 V	60 Hz	A, B
Guatemala	D120/240	120 V	60 Hz	A, B, G, I
Guinea	S220/380	220 V	50 Hz	C, F, K
Guinea Bissau / Guinea-Bissau	S220/380	220 V	50 Hz	C
Guinea Equatoriale / Equatorial Guinea	M220	220 V	50 Hz	C, E
Guyana	D120/240	240 V	60 Hz	A, B, D, G
Guyana Francese / French Guiana	S220/380	220 V	50 Hz	C, D, E
Haiti	D110/220	110 V	60 Hz	A, B
Honduras	D110/220	110 V	60 Hz	A, B
Hong Kong	S220/380	220 V	50 Hz	G, D, M
India	S230/400 S220/380 D250/500	230 V	50 Hz	C, D, M
Indonesia	S230/400 S127/220	230 V	50 Hz	C, F, G
Iran	S230/400	230 V	50 Hz	C
Iraq	S230/400	230 V	50 Hz	C, D, G
Irlanda / Ireland	S230/400	230 V	50 Hz	G
Irlanda del Nord (Regno Unito) / Northern Ireland (UK)	S230/400	220 V	50 Hz	G
Islanda / Iceland	S230/400	230 V	50 Hz	C, F
Isola di Man / Isle of Man	S240/415	240 V	50 Hz	C, G
Isole Baleari (Spagna) / Balearic Islands (Spain)	S220/380 S127/220	220 V	50 Hz	C, F
Isole Canarie (Spagna) / Canary Islands (Spain)	S220/380 S127/220	220 V	50 Hz	C, E, L
Isole Cayman / Cayman Islands	D120/240	120 V	60 Hz	A, B
Isole Cook / Cook Islands	S240/415	240 V	50 Hz	I
Isole del Canale / Channel Islands	S230/400 S240/415	230 V	50 Hz	C, G
Isole Fær Øer / Faroe Islands	S220/380	220 V	50 Hz	C, K
Isole Malvine / Falkland Islands	S240/415	240 V	50 Hz	G
Isole Vergini / British Virgin Islands	D120/240	120 V	60 Hz	A, B
Israele / Israel	S230/400	230 V	50 Hz	C, D, H
Italia / Italy	S230/400 S127/220	230 V	50 Hz	F, L

Nazione Country	Distribuzione Distribution	Tensione domestica Voltage	Frequenza Frequency	Tipo presa Type(s) of plug/socket
Kazakistan / <i>Kazakhstan</i>	S220/380	220 V	50 Hz	C
Kenya	S240/415	240 V	50 Hz	G
Kirghizistan / <i>Kyrgyzstan</i>	S220/380	220 V	50 Hz	C
Kiribati		240 V	50 Hz	I
Kosovo	S220/380	220 V	50 Hz	C, F
Kuwait	S240/415	240 V	50 Hz	C, G
Laos	S230/400	230 V	50 Hz	A, B, C, E, F
Lesotho	S220/380	220 V	50 Hz	M
Lettonia / <i>Latvia</i>		220 V	50 Hz	C, F
Libano / <i>Lebanon</i>	S220/380 S110/190	110/200 V	50 Hz	A, B, C, D, G
Liberia	D120/240 S120/208	120/240 V	50/60 Hz	A, B, C, F
Libia / <i>Libya</i>	S127/220 S230/400	127 V	50 Hz	D, L
Liechtenstein	S230/400	230 V	50 Hz	J
Lituania / <i>Lithuania</i>	S230/400	220 V	50 Hz	C, F
Lussemburgo / <i>Luxembourg</i>	S230/400	220 V	50 Hz	C, F
Macao	S220/380	220 V	50 Hz	D, M, G
Macedonia	S220/380	220 V	50 Hz	C, F
Madagascar	S127/220 S220/380	127/220 V	50 Hz	C, D, E, J, K
Madera (Portogallo) / <i>Madeira (Portugal)</i>	S220/380 D220/400	220 V	50 Hz	C, F
Malawi	S230/400	230 V	50 Hz	G
Malesia / <i>Malaysia</i>	S240/415 S230/400	240 V	50 Hz	G
Maldive / <i>Maldives</i>	S230/400	230 V	50 Hz	A, D, G, J, K, L
Mali	S220/380	220 V	50 Hz	C, E
Malta	S230/400	230 V	50 Hz	G
Marocco / <i>Morocco</i>	S127/220 S220/380	127/220 V	50 Hz	C, E
Martinica / <i>Martinique</i>	S220/380	220 V	50 Hz	C, D, E
Mauritania		220 V	50 Hz	C
Mauritius	S230/400	230 V	50 Hz	C, G
Messico / <i>Mexico</i>	S127/220	127 V	60 Hz	A
Micronesia		120 V	60 Hz	A, B
Moldavia / <i>Moldova</i>	S220/380	220 V	50 Hz	C
Monaco	S127/220 S230/400	127/230 V	50 Hz	C, D, E, F
Mongolia	S230/400	230 V	50 Hz	C, E
Montenegro	S220/380	220 V	50 Hz	C, F
Montserrat	S230/400	230 V	60 Hz	A, B
Mozambico / <i>Mozambique</i>	S220/380	220 V	50 Hz	C, F, M
Namibia	S220/380 S230/400	220 V	50 Hz	D, M
Nauru	S240/415	240 V	50 Hz	I
Nepal	S230/460	230 V	50 Hz	C, D, M
Nicaragua	D120/240	120 V	60 Hz	A
Niger	S220/380	220 V	50 Hz	A, B, C, D, E, F
Nigeria	S240/415	240 V	50 Hz	D, G
Norvegia / <i>Norway</i>	S230/400	230 V	50 Hz	C, F
Nuova Caledonia / <i>New Caledonia</i>	S220/380	220 V	50 Hz	F
Nuova Zelanda / <i>New Zealand</i>	S230/400	230 V	50 Hz	I
Okinawa (Giappone) / <i>Okinawa Islands (Japan)</i>	D100/200 D120/240	100 V	60 Hz	A, B, I
Oman	S240/415	240 V	50 Hz	C, G
Paesi Bassi / <i>Netherlands</i>	S230/400	230 V	50 Hz	C, F
Pakistan	S230/400	230 V	50 Hz	C, D
Panamá / <i>Panama</i>	D110/220	110 V	60 Hz	A, B
Papua Nuova Guinea / <i>Papua New Guinea</i>	S240/415	240 V	50 Hz	I
Paraguay	S220/380	220 V	50 Hz	C
Perù / <i>Peru</i>	D110/220 T220	220 V	60 Hz	A, B, C, F, L
Polonia / <i>Poland</i>	S230/400	230 V	50 Hz	C, E
Porto Rico / <i>Puerto Rico</i>	D120/240	120 V	60 Hz	A, B

Nazione Country	Distribuzione Distribution	Tensione domestica Voltage	Frequenza Frequency	Tipo presa Type(s) of plug/socket
Portogallo / Portugal	S230/400	230 V	50 Hz	C, F
Qatar	S240/415	240 V	50 Hz	D, G
Regno Unito / United Kingdom	S240/415 D240/480	240 V	50 Hz	G
Repubblica Ceca / Czech Republic	S230/400	230 V	50 Hz	E
Repubblica Centrafricana / Central African Republic	S220/380	220 V	50 Hz	C, E
Repubblica Dominicana / Dominican Republic	D110/220	110 V	60 Hz	A, B
Réunion	S220/380	220 V	50 Hz	E
Romania	S230/400	230 V	50 Hz	C, F
Russia	S220/380	220 V	50 Hz	C, F
Ruanda / Rwanda	S230/400	230 V	50 Hz	C, J
Saint Kitts e Nevis / St. Kitts and Nevis	S230/400	230 V	60 Hz	D, G
Saint Vincent e Grenadine / St. Vincent and the Grenadines	S230/400	230 V	50 Hz	A, C, E, G, I, K
Samoa	S230/400	230 V	50 Hz	I
Samoa Americane / American Samoa	D120/240 D240/480	120 V	60 Hz	A, B, F, I
San Marino / Republic of San Marino	S230/400	230 V	50 Hz	L
Santa Lucia / St. Lucia	S240/415	240 V	50 Hz	G
Senegal	S127/220	220 V	50 Hz	C, D, E, K
Serbia	S220/380	220 V	50 Hz	C, F
Seychelles	T240	240 V	50 Hz	G
Sierra Leone	S230/400	230 V	50 Hz	D, G
Singapore	S230/400	230 V	50 Hz	G
Siria / Syria	S220/380	220 V	50 Hz	C, E, L
Slovacchia / Slovakia	S230/400	230 V	50 Hz	E
Slovenia	S230/400	230 V	50 Hz	C, F
Somalia	D220/440 S220/380 D110/220	220 V	50 Hz	C
Spagna / Spain	S230/400 S127/220	230 V	50 Hz	C, F
Sri Lanka	S230/400	230 V	50 Hz	D, M
Stati Uniti / United States	S120/208 D120/240 T460	120 V	60 Hz	A, B
Sudafrica / South Africa	S220/380 S230/400	220/230 V	50 Hz	M, J (IEC 60906)
Sudan	S230/400	230 V	50 Hz	C, D
Suriname	S127/220	127 V	60 Hz	C, F
Svezia / Sweden	S230/400	230 V	50 Hz	C, F
Svizzera / Switzerland	S230/400	230 V	50 Hz	C, J
Swaziland	S230/400	230 V	50 Hz	M
Tagikistan / Tajikistan	S220/380	220 V	50 Hz	C, I
Tahiti / French Polynesia	S127/220	127/220 V	60 Hz	A, B, E
Taiwan	D110/220	110 V	60 Hz	A, B
Tanzania	S230/400	230 V	50 Hz	D, G
Thailandia / Thailand	S220/380	220 V	50 Hz	A, B, C, H
Timor Est / Timor-Leste (East Timor)		220 V	50 Hz	C, E, F, I
Togo	S220/380 D127/220	220 V	50 Hz	C
Tonga	S240/415	240 V	50 Hz	I
Trinidad e Tobago / Trinidad & Tobago	D115/230 S230/400	115 V	60 Hz	A, B
Tunisia	S230/400 S127/220	230 V	50 Hz	C, E
Turchia / Turkey	S230/400	230 V	50 Hz	C, F
Turkmenistan	S220/380	220 V	50 Hz	B, F
Ucraina / Ukraine	S220/380	220 V	50 Hz	C, F
Uganda	S240/415	240 V	50 Hz	G
Ungheria / Hungary	S230/400	230 V	50 Hz	C, F
Uruguay		220 V	50 Hz	C, F, I, L
Uzbekistan	S220/380	220 V	50 Hz	C, I
Venezuela	S120/240	120 V	60 Hz	A, B
Vietnam	S220/380 S127/220	127/220 V	50 Hz	A, C, G
Yemen	S230/400	230 V	50 Hz	A, D, G
Zambia	S230/400	230 V	50 Hz	C, D, G
Zimbabwe	S220/380	220 V	50 Hz	D, G

# specifiche tecniche prodotti

products technical  
specifications

## Sistema di predisposizione dati

Il sistema di predisposizione dati nasce per risolvere i problemi, relativi ai cavi di connessione, nel settore IT. Grazie all'invenzione di un sistema a circuito chiuso è possibile l'utilizzo dei cavi dei maggiori brand di settore senza il pericolo di intaccare la certificazione dei prodotti ASA.

Infatti un separatore a 'L' metallico isola la multi presa cablata dalla parte, già predisposta con coperchio e fori, in cui verranno alloggiati i cavi jack keystone.

Un sistema studiato per mantenere la certificazione del prodotto e risolvere, allo stesso tempo, le problematiche d'interferenza (EMC) relative ai cavi di connessione.

## Self data cabling system

This system is designed to consolidate the cables and connectors in a single installation.

Thanks to its smart shape, the customer is able to use their own cable and connectors (cat 5-6-6a-7) on the versatek.

In fact, there is a metal splitter that doesn't allow the customer to get access to the cabled elements inside the pod. In this way the customer can simply connect its keystone jack to the data support and start using the versatek without losing the product certification.

This system was designed to speed up the installation time and to give the maximum flexibility on the data brand chosen by the customer.



1

L'inserimento dei cavi jack keystone è di facile realizzazione grazie al coperchio integrato già predisposto con i fori d'accesso.

The keystone jack installation is simple thanks to the integrated insert already prepared with access holes.



2

Dopo aver estratto il coperchio basta inserire i cavi di connessione.

After removing the cover just simply place the data cables.



3

Richiudere il coperchio e fermarlo attraverso due viti.

Seal the insert and fix it with two screws.



4

E il sistema è pronto per l'utilizzo finale.

The system is ready to use.

Le clip consentono di fissare i sistemi multipresa a supporti tubolari - come le gambe dei tavoli - tramite fascette, o direttamente al pannello per mezzo di una vite.

The clips allow you to fix the power strip on tube - such as table legs - using strapseals, or directly on the panel through screws.







### Sistema Master-Slave

Sistema Master-Slave / Master&Slave system i moduli hanno una predisposizione con sistema master-slave che permette l'interruzione automatica della corrente alle prese slave collegate alla principale-master.

Questo sistema, identificato con il colore azzurro per le prese master e verde per quelle slave, consente un risparmio annuo di circa 60 euro a postazione.

Utile per stazioni di lavoro o computer con sistemi collegati, come stampanti e fax; una volta spento il computer, collegato a una presa master, tutti gli altri dispositivi, in slave, verranno automaticamente spenti. L'accensione si avvale dello stesso procedimento, per cui i sistemi slave si attiveranno attraverso il master.

### Master&Slave system

This system allows the automatic switch off, of the power slave line. After turning off the main device on master line, highlighted by the blue frames, sequentially all secondary devices (connected to the slave line) switch off.

For example: switching off the CPU (connected to the Master), sequentially all secondary devices (connected to the slave line) switch off. on the other hand, switching on the cpu, all other devices will be powered again.

The master-slave system, is identified with the a blue frame for the master sockets and a green frame for the slave one.

















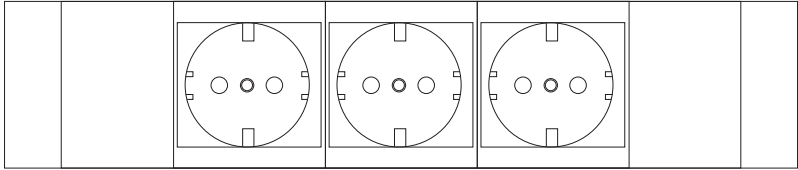
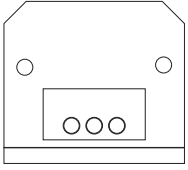
This system allows an average annual energy savings estimated at 60 euro per workstation.



La presa master è collegata al case del computer.  
The master socket is connected to the CPU.


Le prese slave supportano i sistemi collegati come stampanti, scanner, schermi PC.  
The slave sockets are connected to devices like printers, scanners and screens.

La presa "always on", di colore nero, è pensata per quei sistemi che necessitano di restare sempre collegati, come ad esempio telefono, fax, reti.  
The socket "always on", black, is designed for systems that need to stay constantly, on, such as phone, fax or networks.

PRESA   SOCKET	 	 	 	 	
	UNEL	F (SCHUKO)	E	G	
<b>A</b>	<b>3 FRUTTI POWER 3 POWER SOCKETS</b>				
CODICE   CODE	060.00U.00001	060.00F.00001	060.00E.00001	060.00G.00001	L = 232 mm
DIM. L x H x W (mm) 	14 x 14 x 35 mm				
<b>B</b>	<b>3 FRUTTI POWER + 2 RJ45/11 CAT.6 3 POWER SOCKETS + 2 RJ45/11 CAT.6</b>				
CODICE   CODE	060.00U.00002	060.00F.00002	060.00E.00002	060.00G.00002	L = 232 mm
DIM. L x H x W (mm) 	14 x 14 x 35 mm				
<b>C</b>	<b>MASTER/SLAVE 5 FRUTTI A RISPARMIO ENERGETICO MASTER/SLAVE 5 SOCKETS - ENERGY SAVING SYSTEM</b>				
CODICE   CODE	060.00U.00003	060.00F.00003	060.00E.00003	060.00G.00003	L = 424 mm
DIM. L x H x W (mm) 	14 x 14 x 57 mm				
<b>D</b>	<b>4 FRUTTI POWER+1USB 5V+1USB(DATI)+2RJ45/11+1ON/OFF+1TV/SAT+1HDMI 4 POWER SOCKETS+1USB 5V+1USB(DATA)+2RJ45/11+1ON/OFF+1TV/SAT+1HDMI</b>				
CODICE   CODE	060.00U.00004	060.00F.00004	060.00E.00004	060.00G.00004	L = 424 mm
DIM. L x H x W 	14 x 14 x 57 mm				
CAVI INCLUSI / ESCLUSI   CABLES INCLUDED / NOT INCLUDED					<input checked="" type="checkbox"/> <input type="checkbox"/>
MATERIALI   ROW MATERIALS		Profilo in alluminio   Aluminum profile		SPESSORE   THICKNESS	1.5 mm
DIMENSIONI DIMENSIONS					
 					

# versaturn 3.0

modulo multifunzione di cablaggi elettrici e di rete • power/data module



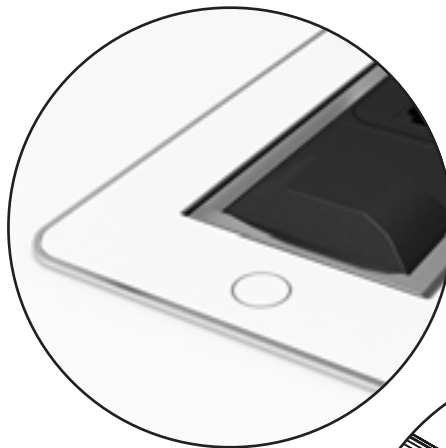
Vetro bianco lucido | White glossy glass



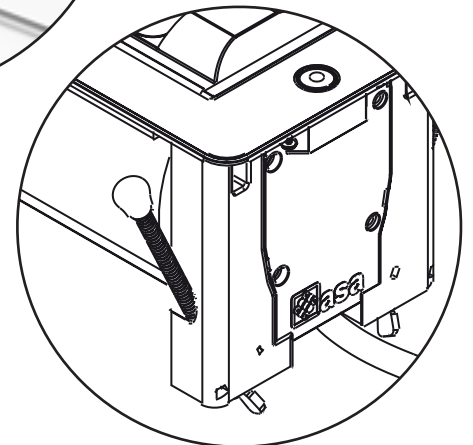
Vetro nero lucido | Black glossy glass



Acciaio inox spazzolato | Brushed stainless steel



Pulsante | Touch
















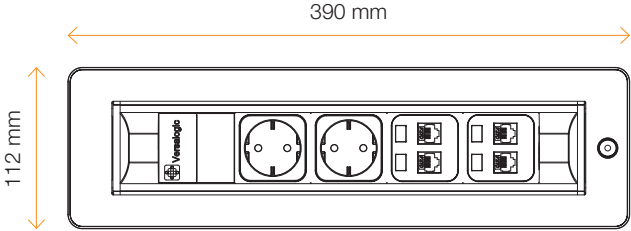









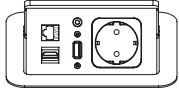

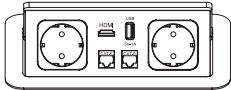



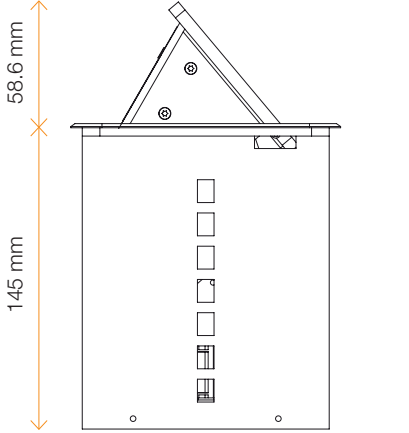
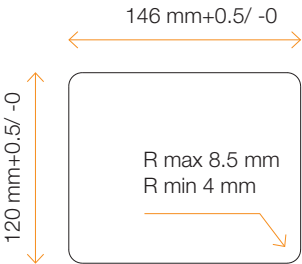
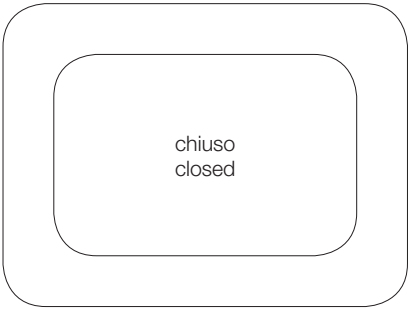
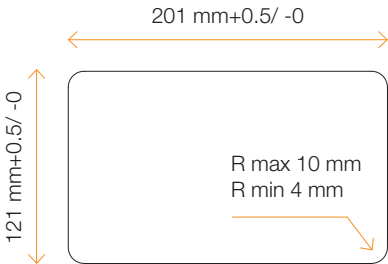
Spina piatta | Flat plug









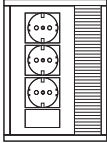
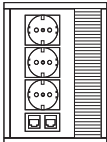
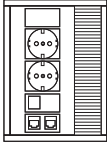
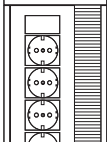
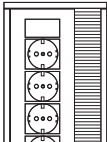


# versaturn 3.0

modulo cablato integrato a scomparsa girevole • built-in power retractable swiveling system

PRESA   SOCKET		 	 	 	 	
<b>A</b>		<b>3 FRUTTI POWER + 1 USB 2 PORT 5V (ricarica) 3 POWER SOCKETS + 1 USB 2 PORT 5V (charger)</b>				
CODICE CODE	vetro bianco white glass	060.24U.00001	060.24F.00001	060.24E.00001	060.24G.00001	
	vetro nero black glass	060.24U.00002	060.24F.00002	060.24E.00002	060.24G.00002	
	acciaio spazzolato stainless steel	060.24U.00003	060.24F.00003	060.24E.00003	060.24G.00003	
<b>B</b>		<b>2 FRUTTI POWER + 1 USB 2 PORT 5V (Ricarica)+ 2 RJ45 CAT 6 2 POWER SOCKETS + 1 USB 2 PORT 5V (charger)+ 2RJ45 CAT6</b>				
CODICE CODE	vetro bianco white glass	060.24U.00004	060.24F.00004	060.24E.00004	060.24G.00004	
	vetro nero black glass	060.24U.00005	060.24F.00005	060.24E.00005	060.24G.00005	
	acciaio spazzolato stainless steel	060.24U.00006	060.24F.00006	060.24E.00006	060.24G.00006	
<b>C</b>		<b>4 FRUTTI POWER 4 POWER SOCKETS</b>				
CODICE CODE	vetro bianco white glass	060.24U.00007	060.24F.00007	060.24E.00007	060.24G.00007	
	vetro nero black glass	060.24U.00008	060.24F.00008	060.24E.00008	060.24G.00008	
	acciaio spazzolato stainless steel	060.24U.00009	060.24F.00009	060.24E.00009	060.24G.00009	
<b>D</b>		<b>2 FRUTTI POWER + 1 USB 5V (Ricarica) + 2 RJ45 CAT 6+1HDMI+1USB STANDARD 2 POWER SOCKETS + 1 USB 5V (charger) + 2RJ45 CAT6+1HDMI+1USB STANDARD</b>				
CODICE CODE	vetro bianco white glass	060.24U.00010	060.24F.00010	060.24E.00010	060.24G.00010	
	vetro nero black glass	060.24U.00011	060.24F.00011	060.24E.00011	060.24G.00011	
	acciaio spazzolato stainless steel	060.24U.00012	060.24F.00012	060.24E.00012	060.24G.00012	
DIM. L x H x W 		20 x 15 x 56 cm				
CAVI INCLUSI / ESCLUSI   CABLES INCLUDED / NOT INCLUDED  						
MATERIALI   ROW MATERIALS		Alluminio   Aluminum - Acciaio   Steel - Vetro temperato   Tempered glass - Tecnopolimero   Polymer				
DIMENSIONI DIMENSIONS						
PIANO DI TAGLIO CUT OUT DRAWING						

PRESA   SOCKET		  F (SCHUKO)	  E	  G	
<b>A</b>		1 FRUTTO POWER + 1 RJ45/11+1 JACK AUDIO + 1 USB 5V + 1 HDMI 1 POWER SOCKET + 1 RJ45/11+1 JACK AUDIO + 1USB 5V + 1HDMI			
CODICE CODE	alluminio spazzolato brushed aluminum	060.07F.00001	060.07E.00001	060.07G.00001	
	nero spazzolato brushed black	060.07F.00002	060.07E.00002	060.07G.00002	
DIM. L x H x W 		24 x 17 x 16,5 cm			
<b>B</b>		2 FRUTTI POWER + 2 RJ45/11 + 1USB 5V + 1HDMI 2 POWER SOCKETS + 2 RJ45/11+1USB 5V + 1HDMI			
CODICE CODE	alluminio spazzolato brushed aluminum	060.07F.00003	060.07E.00003	060.07G.00003	
	nero spazzolato brushed black	060.07F.00004	060.07E.00004	060.07G.00004	
DIM. L x H x W 		25 x 19 x 16,5 cm			
CAVI INCLUSI / ESCLUSI   CABLES INCLUDED / NOT INCLUDED  					
MATERIALI   ROW MATERIALS		Alluminio spazzolato   Brushed aluminum - Lamiera verniciata   Powder coated steel			
DIMENSIONI DIMENSIONS		PIANO DI TAGLIO CUT OUT DRAWING			
					
					

PRESA   SOCKET		 	 	 	 		
<b>A</b>		<b>3 PRESE 3 SOCKETS</b>					L = 288 mm
CODICE CODE	acciaio spazzolato brushed steel	06031U.00001	06031F.00001	06031E.00001	06031G.00001		
	bianco ral 9010 opaco white ral 9010 matt	06031U.00002	06031F.00002	06031E.00002	06031G.00002		
	nero ral 9004 opaco black 9004 matt	06031U.00003	06031F.00003	06031E.00003	06031G.00003		
<b>B</b>		<b>3 PRESE + 2 RJ45 CAT6 ftp 3 SOCKETS + 2 RJ45 CAT6 ftp</b>					L = 288 mm
CODICE CODE	acciaio spazzolato brushed steel	06031U.00004	060.31F.00004	060.31E.00004	060.31G.00004		
	bianco ral 9010 opaco white ral 9010 matt	06031U.00005	060.31F.00005	060.31E.00005	060.31G.00005		
	nero ral 9004 opaco black 9004 matt	06031U.00006	060.31F.00006	060.31E.00006	060.31G.00006		
<b>C</b>		<b>2 PRESE + 1 USB 5V (2PORT) + 2 RJ45 CAT6 FTP 2 SOCKETS + 1 USB 5V (2PORT) + 2RJ45 CAT 6 FTP</b>					L = 288 mm
CODICE CODE	acciaio spazzolato brushed steel	060.31U.00007	06031F.00004	06031E.00004	06031G.00004		
	bianco ral 9010 opaco white ral 9010 matt	060.31U.00008	06031F.00005	06031E.00005	06031G.00005		
	nero ral 9004 opaco black 9004 matt	060.31U.00009	06031F.00006	06031E.00006	06031G.00006		
<b>D</b>		<b>4 PRESE 4 SOCKETS</b>					L = 331 mm
CODICE CODE	acciaio spazzolato brushed steel	06031U.00010	06031F.00010	06031E.00010	06031G.00010		
	bianco ral 9010 opaco white ral 9010 matt	06031U.00011	06031F.00011	06031E.00011	06031G.00011		
	nero ral 9004 opaco black 9004 matt	06031U.00012	06031F.00012	06031E.00012	06031G.00012		
<b>F</b>		<b>4 PRESE + 2 RJ45 CAT6 ftp 4 SOCKETS + 2 RJ45 CAT6 ftp</b>					L = 331 mm
CODICE CODE	acciaio spazzolato brushed steel	06031U.00013	06031F.00013	06031E.00013	06031G.00013		
	bianco ral 9010 opaco white ral 9010 matt	06031U.00014	06031F.00014	06031E.00014	06031G.00014		
	nero ral 9004 opaco black 9004 matt	06031U.00015	06031F.00015	06031E.00015	06031G.00015		

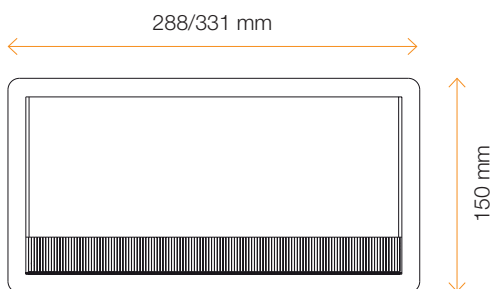
CAVI INCLUSI / ESCLUSI | CABLES INCLUDED / NOT INCLUDED



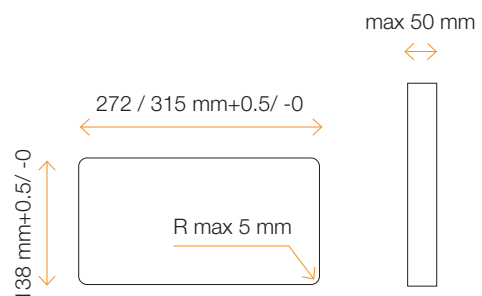
MATERIALI | ROW MATERIALS

Acciaio spazzolato | Brushed stainless steel - Lamiera verniciata | Powder coated steel

DIMENSIONI  
DIMENSIONS









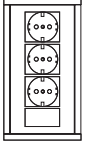
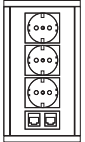
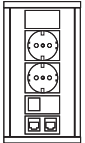




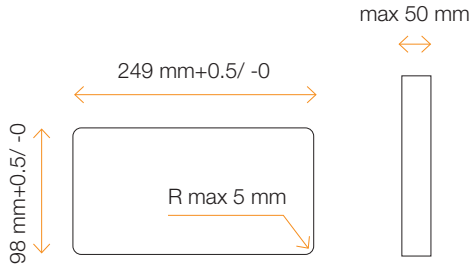


PIANO DI TAGLIO  
CUT OUT DRAWING



# versanet 2.0

modulo cablato da incasso • built-in power module

PRESA   SOCKET		 	 	 	 	
<b>A</b>		<b>3 PRESE 3 SOCKETS</b>				
CODICE CODE	acciaio spazzolato brushed steel	06034U00001	06034F00001	06034E00001	06034G00001	
	bianco ral 9010 opaco white ral 9010 matt	06034U00002	06034F00002	06034E00002	06034G00002	
	nero ral 9004 opaco black 9004 matt	06034U00003	06034F00003	06034E00003	06034G00003	
<b>B</b>		<b>3 PRESE + 2 RJ45 CAT6 ftp 3 SOCKETS + 2 RJ45 CAT6 ftp</b>				
CODICE CODE	acciaio spazzolato brushed steel	06034U00004	06034F00004	06034E00004	06034G00004	
	bianco ral 9010 opaco white ral 9010 matt	06034U00005	06034F00005	06034E00005	06034G00005	
	nero ral 9004 opaco black 9004 matt	06034U00006	06034F00006	06034E00006	06034G00006	
<b>C</b>		<b>2 PRESE + 1 USB 5V (2PORT) + 2 RJ45 CAT6 FTP 2 SOCKETS + 1 USB 5V (2PORT) + 2RJ45 CAT 6 FTP</b>				
CODICE CODE	acciaio spazzolato brushed steel	06034U00007	06034F00007	06034E00007	06034G00007	
	bianco ral 9010 opaco white ral 9010 matt	06034U00008	06034F00008	06034E00008	06034G00008	
	nero ral 9004 opaco black 9004 matt	06034U00009	06034F00009	06034E00009	06034G00009	
DIM. L x H x W 		20 x 15 x 56 cm				
CAVI INCLUSI / ESCLUSI   CABLES INCLUDED / NOT INCLUDED  						
MATERIALI   ROW MATERIALS		Alluminio spazzolato   Bruched aluminum - Lamiera verniciata   Powder coated steel				
DIMENSIONI DIMENSIONS			PIANO DI TAGLIO CUT OUT DRAWING			
						

## Versaflap e Versaflap dual

I moduli a scomparsa sono la soluzione ideale per le postazioni di lavoro. L'alta possibilità di personalizzazione è una delle caratteristiche che li contraddistingue. Versaflap e Versaflap dual offrono numerosi vantaggi sia dal punto di vista dell'installazione che di quello operativo. Nel primo caso la semplicità di installazione, attraverso due viti, e il sistema integrato - che comprende la vasca, i supporti, le prese e l'access plate - consentono una netta riduzione dei tempi di installazione, e quindi un notevole risparmio economico.

## Versaflap and Versaflap dual


The built in modules are the ideal solution for workstations. flexible customization is one of the characteristics that distinguishes. Versaflap and Versaflap dual offer many advantages in terms of use and installation. In the first case, the simplicity of installation, through two screws, and the built in module - which includes underneath runner, supports, sockets strips and the access plate - allowing a net reduction of installation times, resulting in a significant cost savings.



1

L'installazione di Versaflap è rapida grazie alla compattezza del modulo che integra vasca, supporti, prese e access plate in un unico blocco.


The Versaflap installation is quick, thanks to the compactness of the module and integrates cable run, supports, access plate and the power unit in a single module.



2

Risulta inoltre semplice grazie alle due viti di ancoraggio.


It is also simple thanks to the two fixing screws.



3

Il modulo Versaflap dual si avvale del medesimo sistema di installazione.

The Versaflap dual module uses the same versaflap's installation system.



4

Le due viti consentono di montare i moduli con costi ridotti.

The two screws used for mounting provides an economical installation.



La doppia possibilità di accesso alle prese, superiore e inferiore, consente la massima libertà sui piani di lavoro.




The dual power access, from the top and underneath the tabletop, allow the greatest freedom on work surfaces.





Dal punto di vista operativo i Versaflap presentano la possibilità di elettrificazione a cascata insieme alla doppia possibilità di attacco prese, superiore e inferiore, che consente di avere piani lavoro liberi da eccessivi ingombri grazie anche alle prese a filo. Nella versione dual si ha, inoltre, una doppia possibilità di apertura dell'access plate, sia sul lato destro che su quello sinistro, che consente la massima flessibilità e condivisione sulle scrivanie.









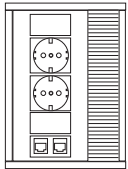

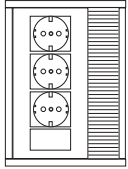

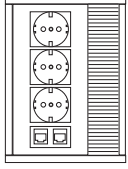

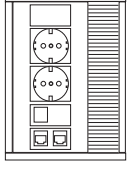

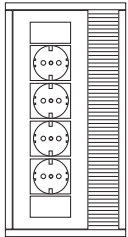

Versaflap has the possibility to daisy chain along with the ability to plug from both sides of the tabletop, allowing you to work on a surfaces free from any other devices. In the dual version, there is also the possibility of dual opening, which enables maximum flexibility and power sharing to the workstation.









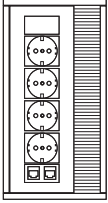

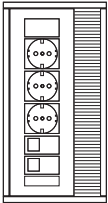



#### Resistente all'acqua | Water resistant

Nel caso in cui l'acqua filtri attraverso le spazzole non raggiunge le prese.

In case of water, it's itered through the brushes without reaching the plugs.

PRESA   SOCKET		  UNEL	  F (SCHUKO)	  E	  G	
<b>A</b>		2 FRUTTI POWER + 2 RJ45 CON CONTINUITÀ 2 POWER SOCKETS + 2 RJ45 DAISY CHAINABLE				 L = 240 mm
CODICE CODE	alluminio anodizzato anodized aluminum	060.11U.00001	060.11F.00001	060.11E.00001	060.11G.00001	
	bianco 9010 white 9010	060.11U.00002	060.11F.00002	060.11E.00002	060.11G.00002	
DIM. L x H x W 		14 x 14 x 35 cm				
<b>B</b>		3 FRUTTI POWER 3 POWER SOCKETS				 L = 240 mm
CODICE CODE	alluminio anodizzato anodized aluminum	060.11U.00003	060.11F.00003	060.11E.00003	060.11G.00003	
	bianco 9010 white 9010	060.11U.00004	060.11F.00004	060.11E.00004	060.11G.00004	
DIM. L x H x W 		14 x 14 x 35 cm				
<b>C</b>		3 FRUTTI POWER + 2 RJ45 3 POWER SOCKETS + 2 RJ45				 L = 240 mm
CODICE CODE	alluminio anodizzato anodized aluminum	060.11U.00005	060.11F.00005	060.11E.00005	060.11G.00005	
	bianco 9010 white 9010	060.11U.00006	060.11F.00006	060.11E.00006	060.11G.00006	
DIM. L x H x W 		14 x 14 x 35 cm				
<b>D</b>		2 FRUTTI POWER + 2 RJ45 + 1USB 5V (ricarica) 2 POWER SOCKETS + 2 RJ45 + 1USB 5V (battery recharge)				 L = 240 mm
CODICE CODE	alluminio anodizzato anodized aluminum	060.11U.00007	060.11F.00007	060.11E.00007	060.11G.00007	
	bianco 9010 white 9010	060.11U.00008	060.11F.00008	060.11E.00008	060.11G.00008	
DIM. L x H x W 		14 x 14 x 35 cm				
<b>E</b>		4 FRUTTI POWER CON CONTINUITÀ 4 POWER SOCKETS DAISY CHAINABLE				 L = 320 mm
CODICE CODE	alluminio anodizzato anodized aluminum	060.11U.00009	060.11F.00009	060.11E.00009	060.11G.00009	
	bianco 9010 white 9010	060.11U.00010	060.11F.00010	060.11E.00010	060.11G.00010	
DIM. L x H x W 		14 x 14 x 35 cm				

PRESA   SOCKET		 	 	 	 		
		UNEL	F (SCHUKO)	E	G		
<b>F</b>		4 FRUTTI POWER + 2 RJ45 CON CONTINUITÀ 4 POWER SOCKETS + 2 RJ45 DAISY CHAINABLE					L = 320 mm
CODICE CODE	alluminio anodizzato anodized aluminum	060.11U.00011	060.11F.00011	060.11E.00011	060.11G.00011		
	bianco 9010 white 9010	060.11U.00012	060.11F.00012	060.11E.00012	060.11G.00012		
DIM. L x H x W 		14 x 14 x 35 cm					
<b>G</b>		3 FRUTTI POWER + 2 USB 5V (ricarica) CON CONTINUITÀ 3 POWER SOCKETS + 2 USB 5V (battery recharge) DAISY CHAINABLE					L = 320 mm
CODICE CODE	alluminio anodizzato anodized aluminum	060.11U.00013	060.11F.00013	060.11E.00013	060.11G.00013		
	bianco 9010 white 9010	060.11U.00014	060.11F.00014	060.11E.00014	060.11G.00014		
DIM. L x H x W 		14 x 14 x 35 cm					

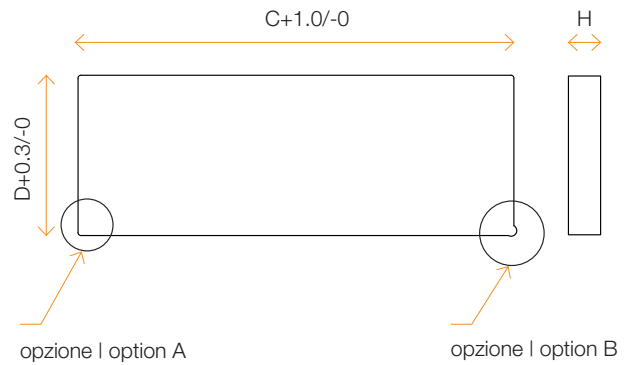
CAVI INCLUSI / ESCLUSI | CABLES INCLUDED / NOT INCLUDED



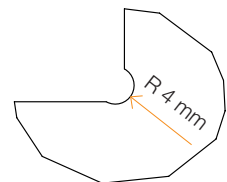
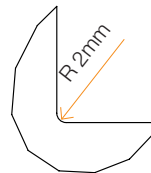
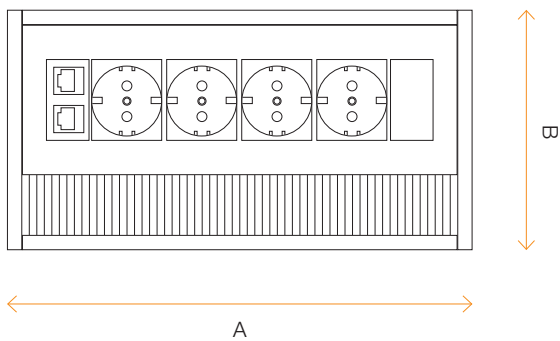
DIMENSIONI  
DIMENSIONS

PIANO DI TAGLIO  
CUT OUT DRAWING

Dimensioni   Dimensions (mm)				
H	A	B	C	D
5 <-> 25	240	120	231	112
5 <-> 25	320	120	311	112
5 <-> 25	450	120	441	112
25.1 <-> 30	240	120	231	114
25.1 <-> 30	320	120	311	114
25.1 <-> 30	450	120	441	114








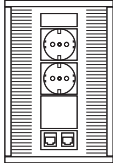

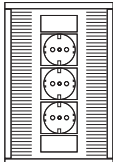

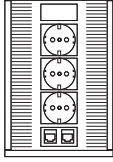

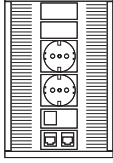











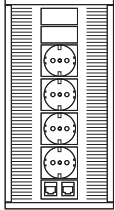

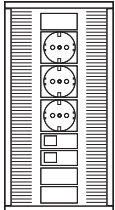

PIANO / TOP max 25 mm  
D = 112 mm



# versaflap dual

modulo a scomparsa • built-in module

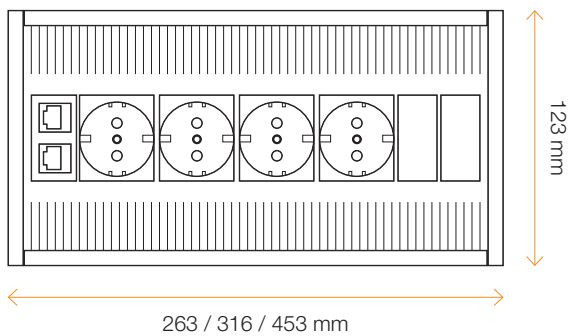
PRESA   SOCKET	  UNEL		  F (SCHUKO)		  E		  G		
<b>A</b>	<b>2 FRUTTI POWER + 2 RJ45 CAT.6 CON CONTINUITÀ</b> <b>2 POWER SOCKETS + 2 RJ45 CAT.6 DAISY CHAINABLE</b>								
CODICE   CODE	060.12U.00001	060.12F.00001	060.12E.00001	060.12G.00001	 L = 263 mm				
DIM. L x H x W 	14 x 14 x 35 cm								
<b>B</b>	<b>3 FRUTTI POWER CON CONTINUITÀ</b> <b>3 POWER SOCKETS DAISY CHAINABLE</b>								
CODICE   CODE	060.12U.00002	060.12F.00002	060.12E.00002	060.12G.00002	 L = 263 mm				
DIM. L x H x W 	14 x 14 x 35 cm								
<b>C</b>	<b>3 FRUTTI POWER + 2 RJ45 CAT.6 CON CONTINUITÀ</b> <b>3 POWER SOCKETS + 2 RJ45 CAT.6 DAISY CHAINABLE</b>								
CODICE   CODE	060.12U.00003	060.12F.00003	060.12E.00003	060.12G.00003	 L = 263 mm				
DIM. L x H x W 	14 x 14 x 35 cm								
<b>D</b>	<b>2 FRUTTI POWER + 2 RJ45 CAT.6 + 1 USB 5V (ricarica) CON CONTINUITÀ</b> <b>2 POWER SOCKETS + 2 RJ45 CAT.6 + 1 USB 5V (battery recharge) DAISY CHAINABLE</b>								
CODICE   CODE	060.12U.00004	060.12F.00004	060.12E.00004	060.12G.00004	 L = 263 mm				
DIM. L x H x W 	14 x 14 x 35 cm								
<b>E</b>	<b>4 FRUTTI POWER CON CONTINUITÀ</b> <b>4 POWER SOCKETS DAISY CHAINABLE</b>								
CODICE   CODE	060.12U.00005	060.12F.00005	060.12E.00005	060.12G.00005	 L = 316 mm				
DIM. L x H x W 	14 x 14 x 35 cm								

PRESA   SOCKET	 	 	 	 	
	UNEL	F (SCHUKO)	E	G	
<b>F</b>	4 FRUTTI POWER + 2 RJ45 CAT.6 CON CONTINUITÀ 4 POWER SOCKETS + 2 RJ45 CAT.6 DAISY CHAINABLE				 L = 316 mm
CODICE   CODE	060.12U.00006	060.12F.00006	060.12E.00006	060.12G.00006	
DIM. L x H x W 	14 x 14 x 35 cm				
<b>G</b>	3 FRUTTI POWER + 2 USB 5V (ricarica) CON CONTINUITÀ 3 POWER SOCKETS + 2 USB 5V (battery recharge) DAISY CHAINABLE				 L = 316 mm
CODICE   CODE	060.12U.00007	060.12F.00007	060.12E.00007	060.12G.00007	
DIM. L x H x W 	14 x 14 x 35 cm				

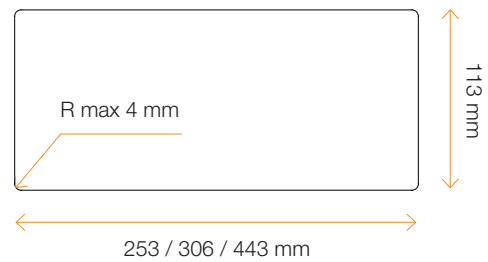
CAVI INCLUSI / ESCLUSI | CABLES INCLUDED / NOT INCLUDED


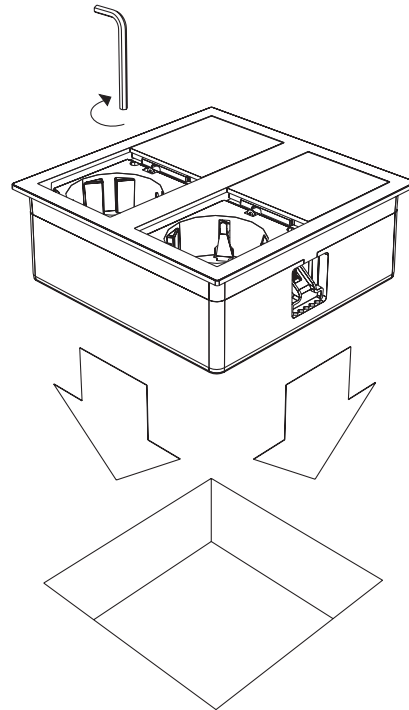
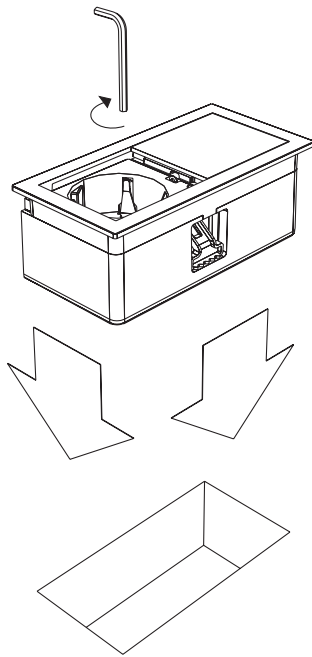


DIMENSIONI  
DIMENSIONS



PIANO DI TAGLIO  
CUT OUT DRAWING









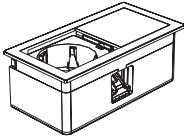

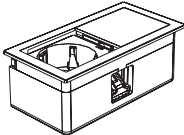



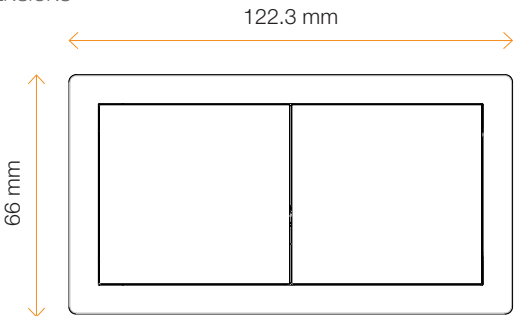



**IP54**

Resistente all'acqua a coperchi chiusi  
Water proof with closed buttons





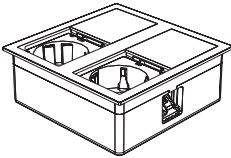
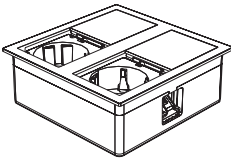

# versahit mono

modulo cablato a scomparsa con prese indipendenti • concealed module with independent sockets

PRESA   SOCKET		  F (SCHUKO)	  E	  G	
<b>A</b>		1 FRUTTI POWER 1 POWER SOCKET			
CODICE CODE	alluminio anodizzato anodized aluminum	060.25F.00001	060.25E.00001	060.25G.00001	
	nichel satinato nickel	060.25F.00002	060.25E.00002	060.25G.00002	
	oro satinato gold matt	060.25F.00003	060.25E.00003	060.25G.00003	
	bronzo bronze	060.25F.00004	060.25E.00004	060.25G.00004	
	pelTRO pewter	060.25F.00005	060.25E.00005	060.25G.00005	
	bianco opaco ral9010 matt white 9010	060.25F.00006	060.25E.00006	060.25G.00006	
	bianco opaco ral9003 matt white 9003	060.25F.00007	060.25E.00007	060.25G.00007	
	nero satinato matt black	060.25F.00008	060.25E.00008	060.25G.00008	
PRESA   SOCKET		 USB 5V			
<b>B</b>		1 USB 5v (ricarica) (2 PORTE) 1 USB (charger) (2 PORTS)			
CODICE CODE	alluminio anodizzato anodized aluminum	060.25Y.00001			
	nichel satinato nickel	060.25Y.00002			
	oro satinato gold matt	060.25Y.00003			
	bronzo bronze	060.25Y.00004			
	pelTRO pewter	060.25Y.00005			
	bianco opaco ral9010 matt white 9010	060.25Y.00006			
	bianco opaco ral9003 matt white 9003	060.25Y.00007			
	nero satinato matt black	060.25Y.00008			
DIM. L x H x W 	48 x 28 x 41 cm				
CAVI INCLUSI / ESCLUSI   CABLES INCLUDED / NOT INCLUDED  					
MATERIALI   ROW MATERIALS		Zama   Zinc alloy - Tecnopolimero   Technopolymer			
DIMENSIONI DIMENSIONS		PIANO DI TAGLIO CUT OUT DRAWING			
					

# versahit dual

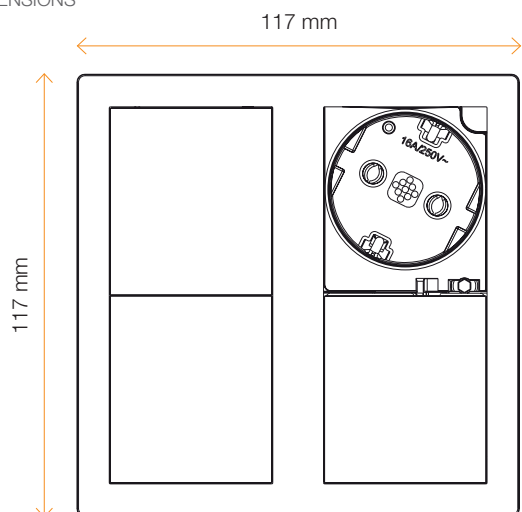
modulo cablato a scomparsa con prese indipendenti • concealed module with independent sockets

PRESA   SOCKET		  F (SCHUKO)	  E		
<b>A</b>		<b>2 FRUTTI POWER 2 POWER SOCKETS</b>			
CODICE CODE	alluminio anodizzato anodized aluminum	060.15F.00001	060.15E.00001		
	nichel satinato nickel	060.15F.00002	060.15E.00002		
	bianco opaco ral9010 matt white 9010	060.15F.00006	060.15E.00006		
	bianco opaco ral9003 matt white 9003	060.15F.00008	060.15E.00008		
	nero satinato matt black	060.15F.00007	060.15E.00007		
	pelTRO pewter	060.15F.00005	060.15E.00005		
	bronzo bronze	060.15F.00004	060.15E.00004		
	oro gold	060.15F.00003	060.15E.00003		
<b>A</b>		<b>1 FRUTTO POWER + 2 USB 5v (2 PORTE) 1 POWER SOCKET + 2 USB 5v (2 PORTS)</b>			
CODICE CODE	alluminio anodizzato anodized aluminum	060.15F.00009	060.15E.00009		
	nichel satinato nickel	060.15F.00010	060.15E.00010		
	bianco opaco ral9010 matt white 9010	060.15F.00014	060.15E.00014		
	bianco opaco ral9003 matt white 9003	060.15F.00015	060.15E.00015		
	nero satinato matt black	060.15F.00016	060.15E.00016		
	pelTRO pewter	060.15F.00013	060.15E.00013		
	bronzo bronze	060.15F.00012	060.15E.00012		
	oro gold	060.15F.00011	060.15E.00011		
DIM. L x H x W 		14 x 14 x 35 cm			

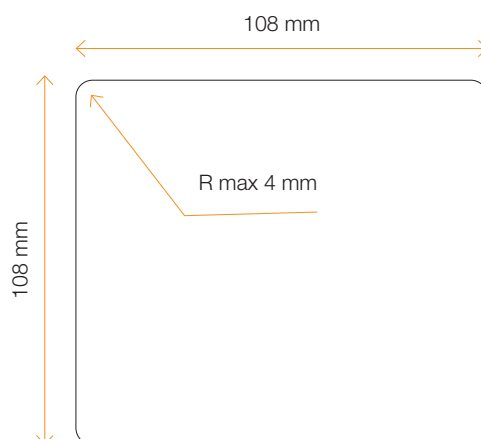
CAVI INCLUSI / ESCLUSI | CABLES INCLUDED / NOT INCLUDED



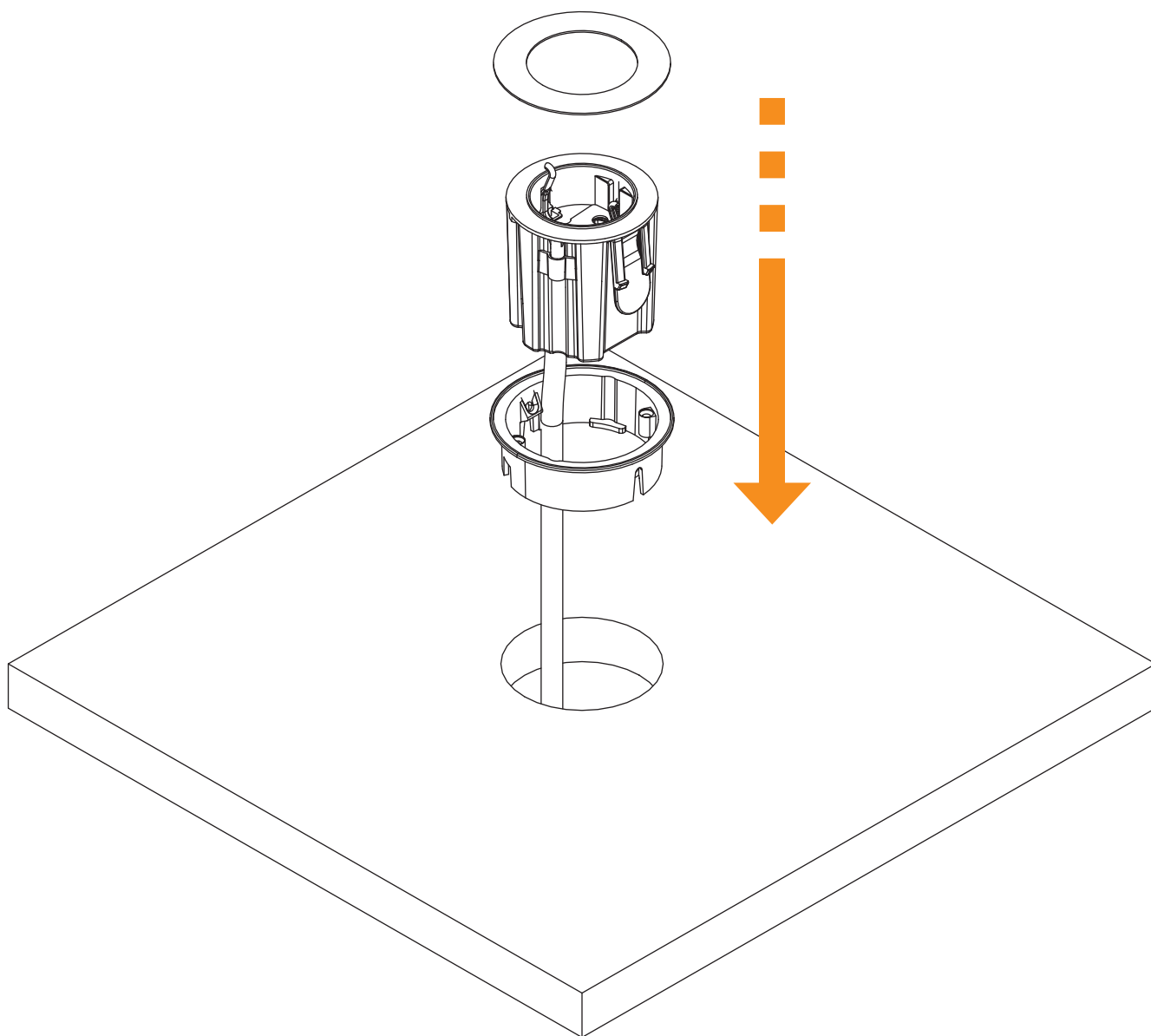
DIMENSIONI  
DIMENSIONS














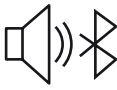

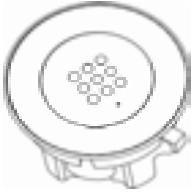
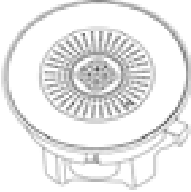



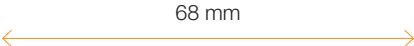
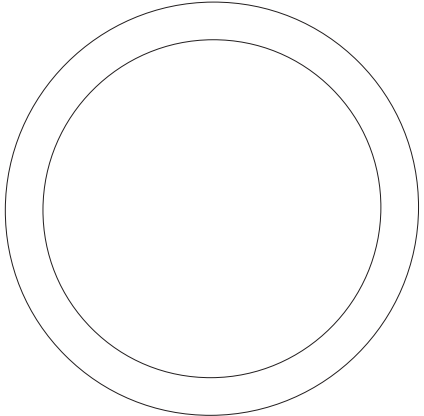
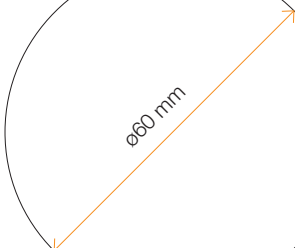
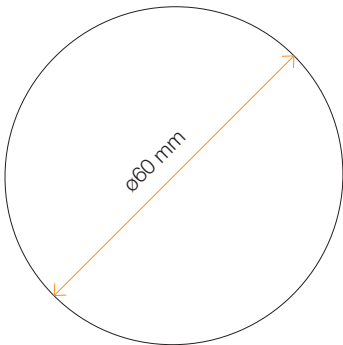
PIANO DI TAGLIO  
CUT OUT DRAWING









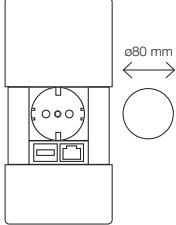
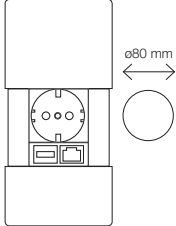
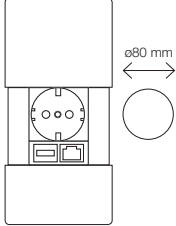
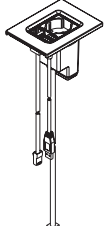
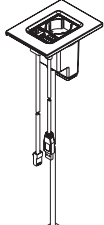
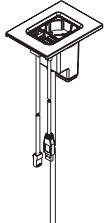






PRESA   SOCKET							
			E		F		G
							
<b>A</b>		1 FRUTTO POWER CON CAVO ALIMENTAZIONE L2000 MM E SPINA SEPARATA 1 POWER SOCKET WITH 2 METER POWER CABLE AND SEPARATED PLUG					
CODICE CODE	acciaio inox spazzolato brushed stainless steel	06030E00001	06030F00001	06030G00001			
	vetro bianco white glass	06030E00002	06030F00002	06030G00002			
	vetro nero black glass	06030E00003	06030F00003	06030G00003			
	set 3 dischi set 3 disks	06030E00007	06030F00007	06030G00007			
<b>B</b>		1 FRUTTO POWER CON CAVO ALIMENTAZIONE 20 CM + GST 1 POWER SOCKET WITH 20 CM POWER CABLE AND GST					
CODICE CODE	acciaio inox spazzolato brushed stainless steel	06030E00001	06030F00001	06030G00001			
	vetro bianco white glass	06030E00002	06030F00002	06030G00002			
	vetro nero black glass	06030E00003	06030F00003	06030G00003			
	set 3 dischi set 3 disks	06030E00008	06030F00008	06030G00008			

PRESA   SOCKET		 Y	 W	 S
				
<b>A</b>		1 FRUTTO POWER CON CAVO ALIMENTAZIONE 20 CM + GST 1 POWER SOCKET WITH 20 CM POWER CABLE AND GST		
CODICE CODE	acciaio inox spazzolato brushed stainless steel	06030Y00004	06030W00004	06030S00004
	vetro bianco white glass	06030Y00005	06030W00005	06030S00005
	vetro nero black glass	06030Y00006	06030W00006	06030S00006
	set 3 dischi set 3 disks	06030Y00008	06030W00008	06030S00008
DIM. L x H x W 		20 x 14.5 x 15 cm		
CAVI INCLUSI / ESCLUSI   CABLES INCLUDED / NOT INCLUDED			 	
MATERIALI   ROW MATERIALS		Zama   Zinc alloy - Tecnopolimero   Technopolymer		
DIMENSIONI DIMENSIONS		PIANO DI TAGLIO CUT OUT DRAWING		
 		 		

PRESA   SOCKET		 	 	 	 	
<b>A</b>		1 FRUTTO POWER + 1 RJ45 CAT.6 + 1 USB 5V (ricarica) 1 POWER SOCKET + 1 RJ45 CAT.6 + 1 USB 5V (battery recharge)				
CODICE CODE	bianco white	060.08U.00004	060.08F.00004	060.08E.00004	060.08G.00004	
	nero black	060.08U.00005	060.08F.00005	060.08E.00005	060.08G.00005	
	acciaio spazzolato stainless steel	060.08U.00006	060.08F.00006	060.08E.00006	060.08G.00006	
<b>B</b>		1 FRUTTO POWER + 1 RJ45 CAT.6 + 1 USB 1 POWER SOCKET + 1 RJ45 CAT.6 + 1 USB				
CODICE CODE	bianco white	060.08U.00007	060.08F.00007	060.08E.00007	060.08G.00007	
	nero black	060.08U.00008	060.08F.00008	060.08E.00008	060.08G.00008	
	acciaio spazzolato stainless steel	060.08U.00009	060.08F.00009	060.08E.00009	060.08G.00009	
<b>C</b>		1 FRUTTO POWER + USB 5v 1 POWER SOCKET + USB 5v				
CODICE CODE	bianco white	060.08U.00001	060.08F.00001	060.08E.00001	060.08G.00001	
	nero black	060.08U.00002	060.08F.00002	060.08E.00002	060.08G.00002	
	acciaio spazzolato stainless steel	060.08U.00003	060.08F.00003	060.08E.00003	060.08G.00003	
<b>D</b>		1 FRUTTO POWER + 2 USB 5V (ricarica) + placca fissa 1 POWER SOCKET + 2 USB 5V (battery recharge) + fixed plate				
CODICE CODE	bianco white	060.08U.00010	060.08F.00010	060.08E.00010	060.08G.00010	
	nero black	060.08U.00011	060.08F.00011	060.08E.00011	060.08G.00011	
	acciaio spazzolato stainless steel	060.08U.00012	060.08F.00012	060.08E.00012	060.08G.00012	
<b>E</b>		1 FRUTTO POWER + 1 RJ45 CAT.6 + 1 USB 5V (ricarica)+ placca fissa 1 POWER SOCKET + 1 RJ45 CAT.6 + 1 USB 5V (battery recharge)+ fixed plate				
CODICE CODE	bianco white	060.08U.00013	060.08F.00013	060.08E.00013	060.08G.00013	
	nero black	060.08U.00014	060.08F.00014	060.08E.00014	060.08G.00014	
	acciaio spazzolato stainless steel	060.08U.00015	060.08F.00015	060.08E.00015	060.08G.00015	
<b>F</b>		1 FRUTTO POWER + 1 RJ45 CAT.6 + USB + placca fissa 1 POWER SOCKET + 1 RJ45 CAT.6 + USB + fixed plate				
CODICE CODE	bianco white	060.08U.00016	060.08F.00016	060.08E.00016	060.08G.00016	
	nero black	060.08U.00017	060.08F.00017	060.08E.00017	060.08G.00017	
	acciaio spazzolato stainless steel	060.08U.00018	060.08F.00018	060.08E.00018	060.08G.00018	

DIM. L x H x W



49 x 28 x 41 cm

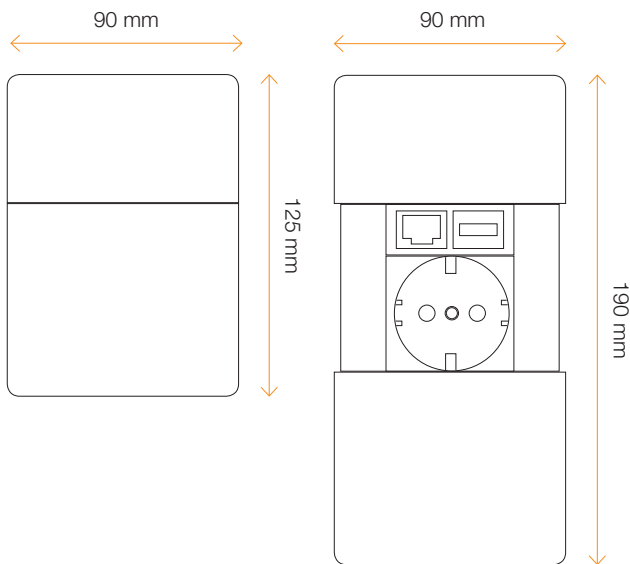
CAVI INCLUSI / ESCLUSI | CABLES INCLUDED / NOT INCLUDED



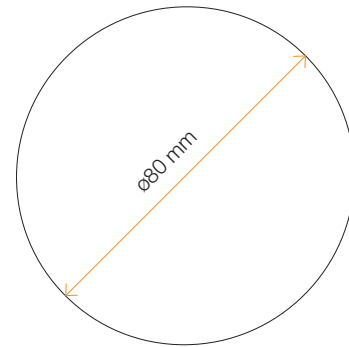
MATERIALI | ROW MATERIALS

Tecnopolimero | Technopolymer

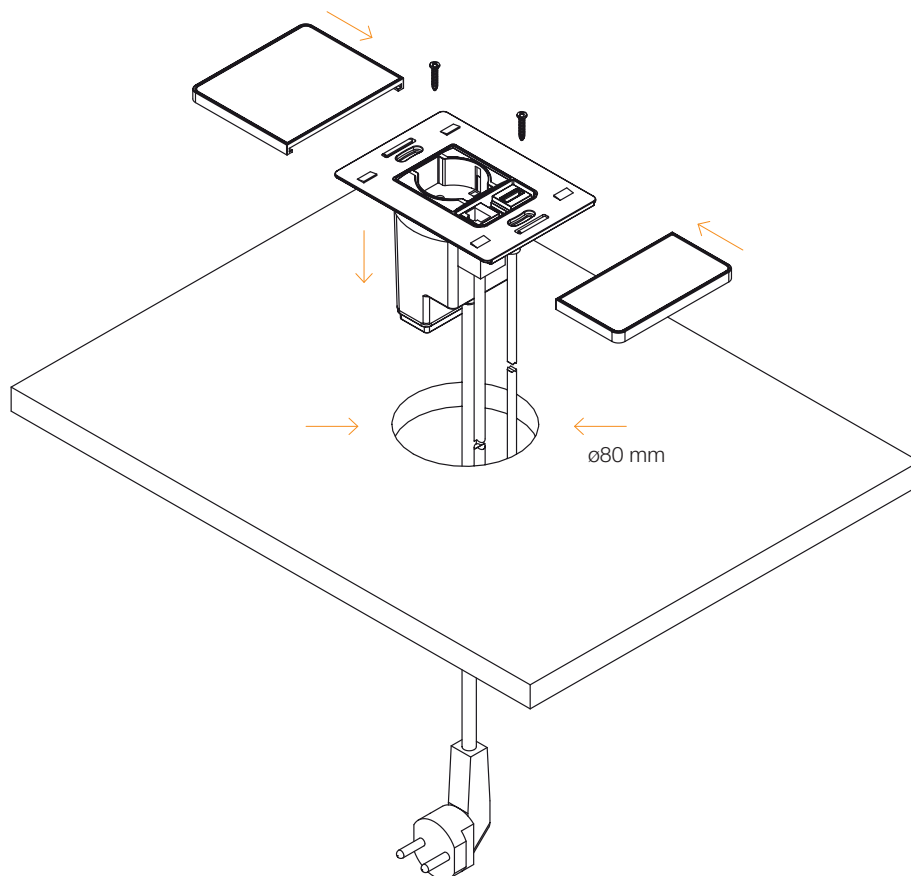
DIMENSIONI  
DIMENSIONS











PIANO DI TAGLIO  
CUT OUT DRAWING



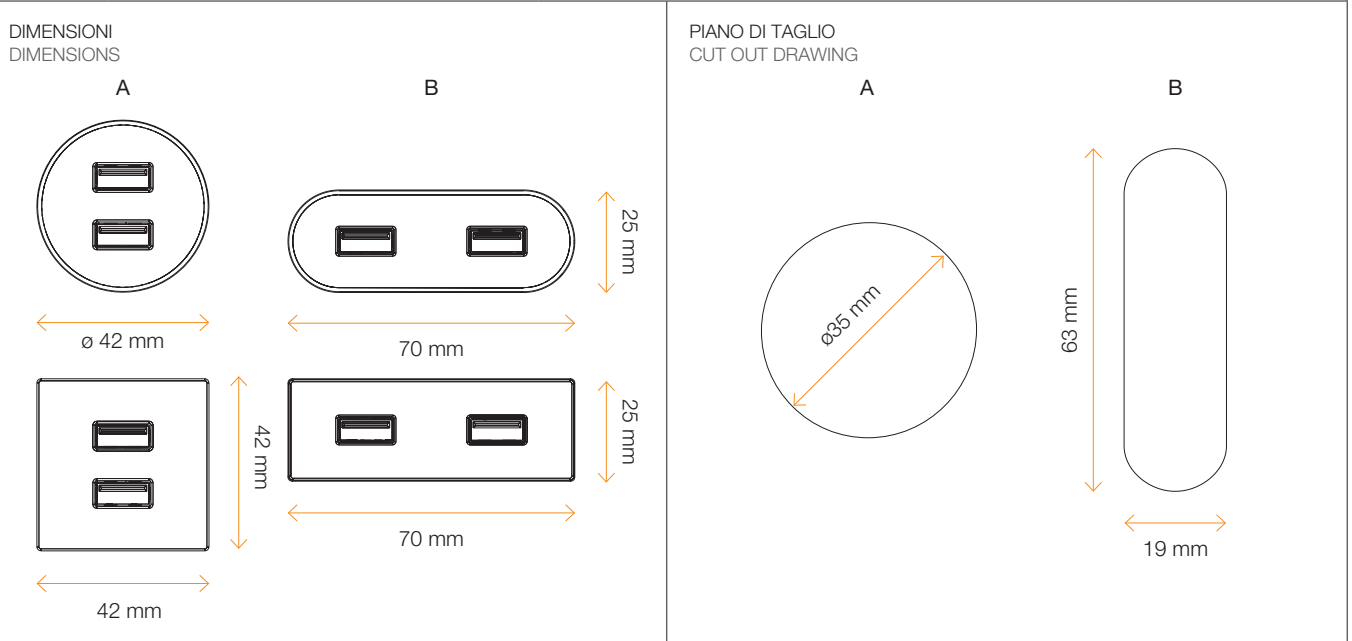
MONTAGGIO  
MOUNTING



TECNOPOLIMERO TECHNOPOLYMER		 TONDO   ROUND	 QUADRO   SQUARE	 RETTANGOLARE   RECTANGULAR	 STONDATO   ROUNDED
CODICE CODE	bianco opaco matt white	06029P00001	06029P00004	06029P00007	06029P00010
	argento silver	06029P00002	06029P00005	06029P00008	06029P00011
	nero opaco mat black	06029P00003	06029P00006	06029P00009	06029P00012
ZAMA ZAMAK		 TONDO   ROUND	 QUADRO   SQUARE	 RETTANGOLARE   RECTANGULAR	 STONDATO   ROUNDED
CODICE CODE	inox stainless steel	06029Z00001	06029Z00009	06029Z00017	06029Z00025
	nicel satinato nickel	06029Z00002	06029Z00010	06029Z00018	06029Z00026
	bianco opaco ral 9010 matt white 9010	06029Z00003	06029Z00011	06029Z00019	06029Z00027
	bianco opaco ral 9003 matt white 9003	06029Z00004	06029Z00012	06029Z00020	06029Z00028
	nero opaco matt black	06029Z00005	06029Z00013	06029Z00021	06029Z00029
	peltro pewter	06029Z00006	06029Z00014	06029Z00022	06029Z00030
	bronzo bronze	06029Z00007	06029Z00015	06029Z00023	06029Z00031
	oro satin gold satin	06029Z00008	06029Z00016	06029Z00024	06029Z00032

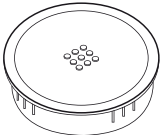
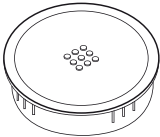




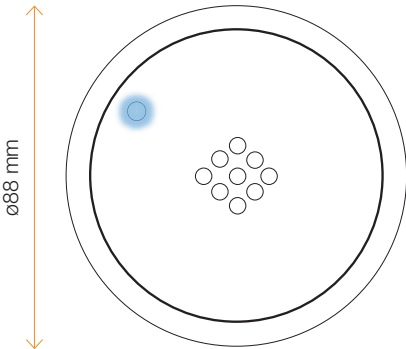
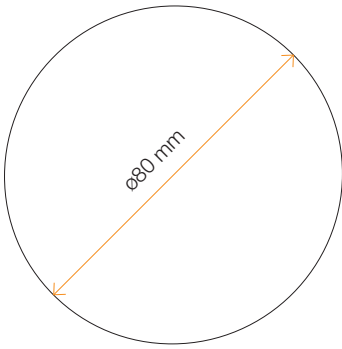
DIM. L x H x W  20 x 14,5 x 15 cm









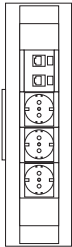

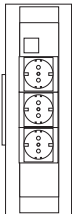

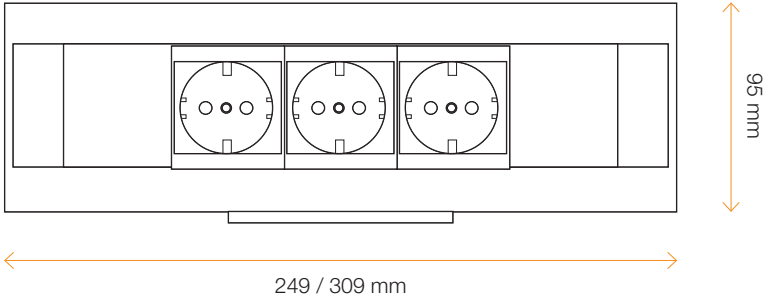
CAVI INCLUSI / ESCLUSI | CABLES INCLUDED / NOT INCLUDED  











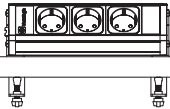

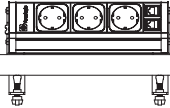

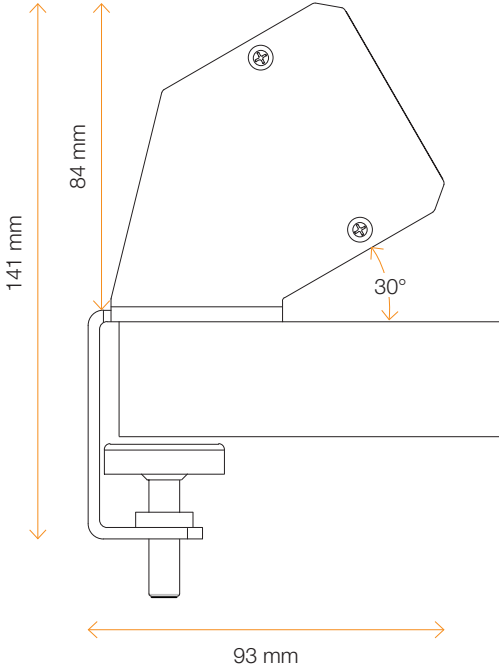
# versacharger

caricabatterie wireless • wireless charger

<b>A</b>		<b>KIT COMPLETO:</b> VERSACHAGER + SPINA EU + CAVO MICRO USB/STANDARD USB L 2000 MM <b>COMPLETE SET:</b> VERSACHARGER+ EU PLUG + MICRO USB/ STANDARD USB L 2000 MM DISCO- DISK CODICE- CODE		
GHIERA RING	nero opaco matt black	060.09Y.00001		
	cromo polish chrome	060.09Y.00002		
DISCO DISK	bianco opaco matt white	060.09Y.00003		
	acciaio spazzolato stainless steel	060.09Y.00004		
<b>B</b>		COMPONENTI SPARE KIT		
GHIERA RING	nero opaco matt black	060.09Y.00005		
	cromo polish chrome	060.09Y.00006		
DISCO DISK	bianco opaco matt white	060.09Y.00007		
	acciaio spazzolato stainless steel	060.09Y.00008		
		SPINA A MURO - USB EU PLUG- USB		
BIANCO   WHITE		550.060.00035		
		CAVO MICRO USB/ USB MICRO USB/USB CABLE		
NERO   BLACK L 2000 mm		060.16Y.00019		
DIM. L x H x W 		39 x 28 x 32 cm		
CAVI INCLUSI / ESCLUSI   CABLES INCLUDED / NOT INCLUDED				<input checked="" type="checkbox"/> <input type="checkbox"/>
MATERIALI   ROW MATERIALS		Zama   Zinc alloy - Tecnopolimero   Technopolymer		
DIMENSIONI DIMENSIONS  		PIANO DI TAGLIO CUT OUT DRAWING  		









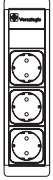
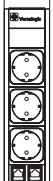






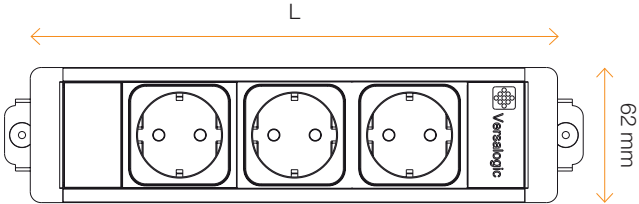
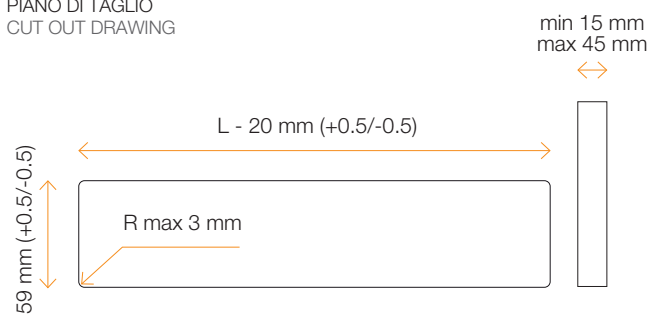
PRESA   SOCKET		 	 	 	 	
		UNEL	F (SCHUKO)	E	G	
<b>A</b>		3 FRUTTI POWER + 2 RJ45 CAT.6 3 POWER SOCKETS + 2 RJ45 CAT.6				
CODICE CODE	alluminio anodizzato anodized aluminum	060.03U.00001	060.03F.00001	060.03E.00001	060.03G.00001	
	cromo chrome	060.03U.00002	060.03F.00002	060.03E.00002	060.03G.00002	
DIM. L x H x W 		50 x 20 x 17 cm				
<b>B</b>		3 FRUTTI POWER + 1 USB .5v (2 porte) da ricarica 3 POWER SOCKETS + 1 USB 5v. (2port) battery recharge				
CODICE CODE	alluminio anodizzato anodized aluminum	060.03U.00003	060.03F.00003	060.03E.00003	060.03G.00003	
	cromo chrome	060.03U.00004	060.03F.00004	060.03E.00004	060.03G.00004	
DIM. L x H x W 		50 x 20 x 17 cm				
CAVI INCLUSI / ESCLUSI   CABLES INCLUDED / NOT INCLUDED						<input checked="" type="checkbox"/> <input type="checkbox"/>
MATERIALI   ROW MATERIALS		Profilo alluminio   Aluminum profile - Tecnopolimero   Technopolymer				
DIMENSIONI DIMENSIONS						
						



PRESA   SOCKET	  UNEL	  F (SCHUKO)	  E	  G	
<b>A</b>	<b>3 FRUTTI POWER 3 POWER SOCKETS</b>				
CODICE   CODE	060.23U.00001	060.23F.00001	060.23E.00001	060.23G.00001	
DIM. L x H x W 	14 x 14 x 35 cm				L = 238 mm
<b>B</b>	<b>3 FRUTTI POWER + 2 RJ45/11 CAT.6 3 POWER SOCKETS + 2 RJ45/11 CAT.6</b>				
CODICE   CODE	060.23U.00002	060.23F.00002	060.23E.00002	060.23G.00002	
DIM. L x H x W 	14 x 14 x 35 cm				L = 238 mm
CAVI INCLUSI / ESCLUSI   CABLES INCLUDED / NOT INCLUDED					<input checked="" type="checkbox"/> <input type="checkbox"/>
MATERIALI   ROW MATERIALS	Profilo alluminio   Aluminum profile - Lamiera verniciata   Powder coated steel - Tecnopolimero   Technopolymer				
DIMENSIONI DIMENSIONS					









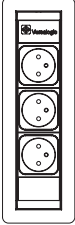

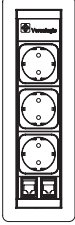

# versaframe 2.0

modulo multifunzione di cablaggi elettrici e di rete - applicazione da incasso • power/data strip - built-in mode

PRESA I SOCKET		 	 	 	 		
		UNEL	F (SCHUKO)	E	G		
<b>A</b>		3 FRUTTI POWER 3 POWER SOCKETS					L = 242 mm
CODICE CODE	bianco white	060.32U.00001	060.32F.00001	060.32E.00001	060.32G.00001		
	nero black	060.32U.00002	060.32F.00002	060.32E.00002	060.32G.00002		
	alluminio anodizzato anodized aluminum	060.32U.00003	060.32F.00003	060.32E.00003	060.32E.00003		
<b>B</b>		3 FRUTTO POWER + 2 RJ45 CAT.6 3 POWER SOCKETS + 2 USB 5V (battery recharge)					L = 268,5 mm
CODICE CODE	bianco white	060.32U.00004	060.32F.00004	060.32E.00004	060.32G.00004		
	nero black	060.32U.00005	060.32F.00005	060.32E.00005	060.32G.00005		
	alluminio anodizzato anodized aluminum	060.32U.00006	060.32F.00006	060.32E.00006	060.32E.00006		
<b>C</b>		3 FRUTTO POWER + 2 USB 5V (ricarica) 3 POWER SOCKET+ 2 USB 5V (battery recharge)					L = 268,5 mm
CODICE CODE	bianco white	060.32U.00007	060.32F.00007	060.32E.00007	060.32G.00007		
	nero black	060.32U.00008	060.32F.00008	060.32E.00008	060.32G.00008		
	alluminio anodizzato anodized aluminum	060.32U.00009	060.32F.00009	060.32E.00009	060.32E.00009		
<b>D</b>		3 FRUTTO POWER + 2 USB 5V (ricarica)+2rj45 3 POWER SOCKET + 2 USB 5V (battery recharge)+2 rj45					L = 295 mm
CODICE CODE	bianco white	060.32U.00010	060.32F.00010	060.32E.00010	060.32G.00010		
	nero black	060.32U.00011	060.32F.00011	060.32E.00011	060.32G.00011		
	alluminio anodizzato anodized aluminum	060.32U.00012	060.32F.00012	060.32E.00012	060.32E.00012		
<b>E</b>		4 FRUTTI POWER 4 POWER SOCKETS					L = 295 mm
CODICE CODE	bianco white	060.32U.00013	060.32F.00013	060.32E.00013	060.32G.00013		
	nero black	060.32U.00014	060.32F.00014	060.32E.00014	060.32G.00014		
	alluminio anodizzato anodized aluminum	060.32U.00015	060.32F.00015	060.32E.00015	060.32E.00015		
DIM. L x H x W 		49 x 28 x 41 cm					
CAVI INCLUSI / ESCLUSI   CABLES INCLUDED / NOT INCLUDED  							
MATERIALI   ROW MATERIALS		Profilo alluminio   Aluminum profile - Tecnopolimero   Technopolymer					
DIMENSIONI DIMENSIONS							
		PIANO DI TAGLIO CUT OUT DRAWING 					

# versaframe

modulo multifunzione di cablaggi elettrici e di rete - applicazione da incasso • power/data strip - built-in mode

PRESA   SOCKET	 	 	 	 	
	UNEL	F (SCHUKO)	E	G	
<b>A</b>	3 FRUTTI POWER 3 POWER SOCKETS				
CODICE   CODE	060.14U.00001	060.14F.00001	060.14E.00001	060.14G.00001	
DIM. L x H x W 	14 x 14 x 35 cm				
<b>B</b>	3 FRUTTI POWER + 2 RJ45/11 CAT.6 3 POWER SOCKETS + 2 RJ45/11 CAT.6				
CODICE   CODE	060.14U.00002	060.14F.00002	060.14E.00002	060.14G.00002	
DIM. L x H x W 	14 x 14 x 35 cm				

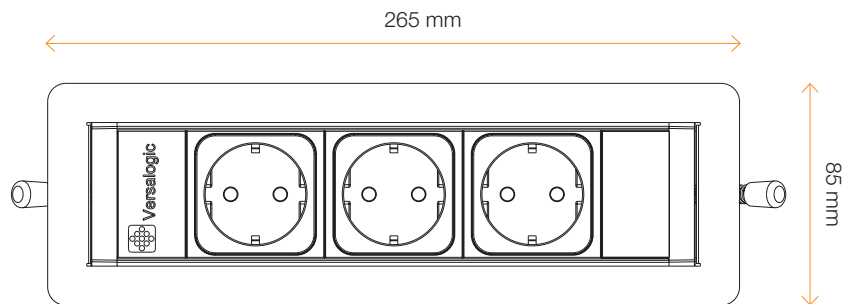
CAVI INCLUSI / ESCLUSI | CABLES INCLUDED / NOT INCLUDED



MATERIALI | ROW MATERIALS









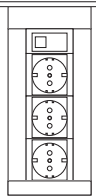

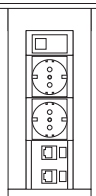

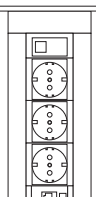

Profilo alluminio | Aluminum profile - Lamiera verniciata | Powder coated steel - Tecnopolimero | Technopolymer

DIMENSIONI  
DIMENSIONS



PIANO DI TAGLIO  
CUT OUT DRAWING



PRESA   SOCKET		  UNEL	  F (SCHUKO)	  E	  G	
<b>A</b>		3 FRUTTI POWER + 1 USB 5V (ricarica) + 1 LED BLU 3 POWER SOCKETS + 1 USB 5V (battery recharge) + 1 LED BLUE				 L = 228 mm
CODICE CODE	alluminio anodizzato anodized aluminum	060.13U.00001	060.13F.00001	060.13E.00001	060.13G.00001	
	cromo chrome	060.13U.00002	060.13F.00002	060.13E.00002	060.13G.00002	
DIM. L x H x W 		50 x 20 x 17,3 cm				
<b>B</b>		2 FRUTTI POWER + 1 USB 5V (ricarica) + 2 RJ45 CAT.6 + 1 LED BLU 2 POWER SOCKETS + 1 USB 5V (battery recharge) + 2 RJ45 CAT.6 + 1 LED BLUE				 L = 228 mm
CODICE CODE	alluminio anodizzato anodized aluminum	060.13U.00003	060.13F.00003	060.13E.00003	060.13G.00003	
	cromo chrome	060.13U.00004	060.13F.00004	060.13E.00004	060.13G.00004	
DIM. L x H x W 		50 x 20 x 17,3 cm				
<b>C</b>		2 FRUTTI POWER + 1 USB 5V (ricarica) + 2 RJ45 CAT.6 + 1 LED BLU 2 POWER SOCKETS + 1 USB 5V (battery recharge) + 2 RJ45 CAT.6 + 1 LED BLUE				 L = 280 mm
CODICE CODE	alluminio anodizzato anodized aluminum	060.13U.00005	060.13F.00005	060.13E.00005	060.13G.00005	
	cromo chrome	060.13U.00006	060.13F.00006	060.13E.00006	060.13G.00006	
DIM. L x H x W 		50 x 20 x 17,3 cm				

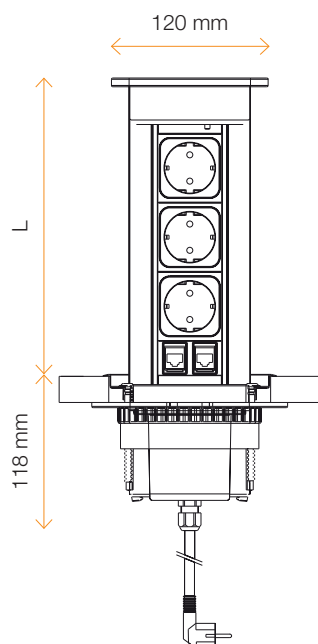
CAVI INCLUSI / ESCLUSI | CABLES INCLUDED / NOT INCLUDED



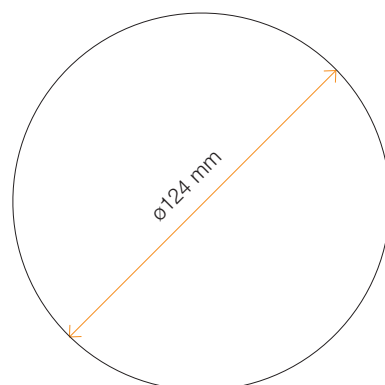
MATERIALI | ROW MATERIALS









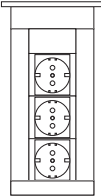
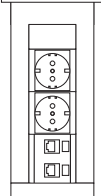
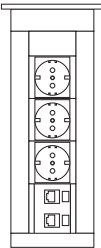
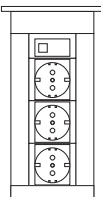
Profilo alluminio | Aluminum profile - Tecnopolimero | Technopolymer









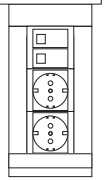
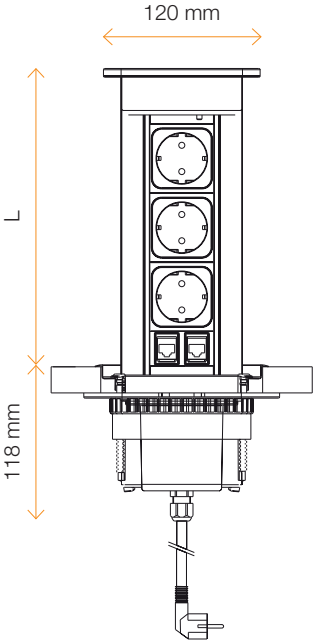
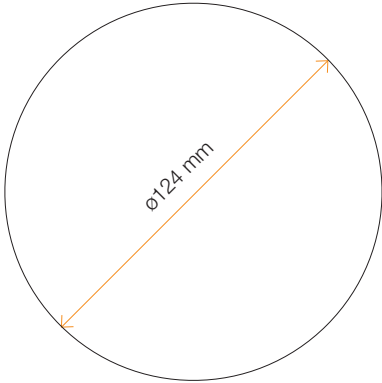
DIMENSIONI  
DIMENSIONS




PIANO DI TAGLIO  
CUT OUT DRAWING



PRESA   SOCKET		 	 	 	 	
		UNEL	F (SCHUKO)	E	G	
<b>A</b>		<b>3 FRUTTI POWER 3 POWER SOCKETS</b>				
CODICE CODE	alluminio anodizzato anodized aluminum	060.05U.00001	060.05F.00001	060.05E.00001	060.05G.00001	 L = 205 mm
	cromo chrome	060.05U.00002	060.05F.00002	060.05E.00002	060.05G.00002	
DIM. L x H x W		50 x 20 x 17,3 cm				
<b>B</b>		<b>2 FRUTTI POWER + 2 RJ45 CAT.6 2 POWER SOCKETS + 2 RJ45 CAT.6</b>				
CODICE CODE	alluminio anodizzato anodized aluminum	060.05U.00003	060.05F.00003	060.05E.00003	060.05G.00003	 L = 205 mm
	cromo chrome	060.05U.00004	060.05F.00004	060.05E.00004	060.05G.00004	
DIM. L x H x W		50 x 20 x 17,3 cm				
<b>C</b>		<b>3 FRUTTI POWER + 2 RJ45 CAT.6 3 POWER SOCKETS + 2 RJ45 CAT.6</b>				
CODICE CODE	alluminio anodizzato anodized aluminum	060.05U.00005	060.05F.00005	060.05E.00005	060.05G.00005	 L = 257 mm
	cromo chrome	060.05U.00006	060.05F.00006	060.05E.00006	060.05G.00006	
DIM. L x H x W		50 x 20 x 17,3 cm				
<b>D</b>		<b>3 FRUTTI POWER + 1 USB-5V (ricarica) 3 POWER SOCKETS + 1 USB-5V (battery recharge)</b>				
CODICE CODE	alluminio anodizzato anodized aluminum	060.05U.00007	060.05F.00007	060.05E.00007	060.05G.00007	 L = 228 mm
	cromo chrome	060.05U.00008	060.05F.00008	060.05E.00008	060.05G.00008	
DIM. L x H x W		50 x 20 x 17,3 cm				

PRESA   SOCKET		  UNEL	  F (SCHUKO)	  E	  G	
<b>E</b>		2 FRUTTI POWER + 2 USB-5V (ricarica) 2 POWER SOCKETS + 2 USB-5V (battery recharge)				 L = 205 mm
CODICE CODE	alluminio anodizzato anodized aluminum	060.05U.00009	060.05F.00009	060.05E.00009	060.05G.00009	
	cromo chrome	060.05U.00010	060.05F.00010	060.05E.00010	060.05G.0010	
DIM. L x H x W		50 x 20 x 17,3 cm				
CAVI INCLUSI / ESCLUSI   CABLES INCLUDED / NOT INCLUDED						<input checked="" type="checkbox"/> <input type="checkbox"/>
MATERIALI   ROW MATERIALS		Profilo alluminio   Aluminum profile - Tecnopolimero   Technopolymer				
DIMENSIONI DIMENSIONS			PIANO DI TAGLIO CUT OUT DRAWING			
						



### Torretta estraibile Versapull

La torretta estraibile versapull è la soluzione tecnologica adatta a postazioni operative fisse o temporanee, quali receptions, sale d'attesa, ufficio.

l'intercambiabilità del coperchio superiore enfatizza la facilità di personalizzazione giocando sulle cromie e le finiture.

### Concealed powerdock Versapull

The concealed powerdock versapull is the technological solution suitable for fixed or temporary workstation like receptions, waiting rooms and offices.

The interchangeability of the top cover, emphasizes the flexibility of customization, by playing with colors and finishes.

La torretta versapull è progettata per essere installata in un diametro di 80 mm. È possibile quindi inserirla nella postazione sia in fase di progettazione che successivamente nei luoghi prestabiliti per passacavi o portamonitor di misure standard. Fornisce, inoltre, il vantaggio di non avere un cavo di lunghezza predeterminata, ma una presa che consente di posizionare la torretta ovunque si desideri senza il problema dell'allacciamento.

The Versapull is designed to fit a 80 mm hole. Due to this worldwide standard size hole, you can easily switch from a grommet or a monitor arm previously installed on your desk. It also provides the advantage of not having a standard cable length, but choose each time the length required.



L'utilizzo della ghiera filettata consente l'installazione su piani di spessori differenti.

The screw system allows the installation on different tables thickness.











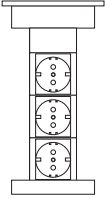

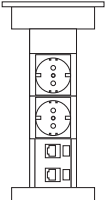



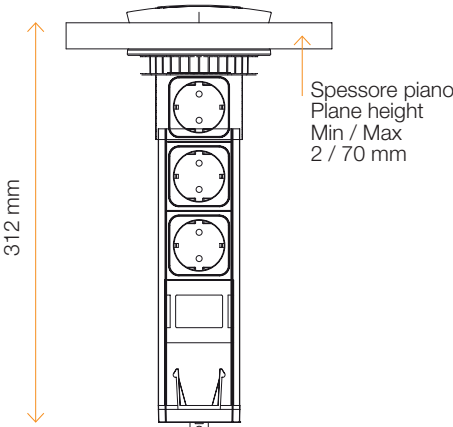
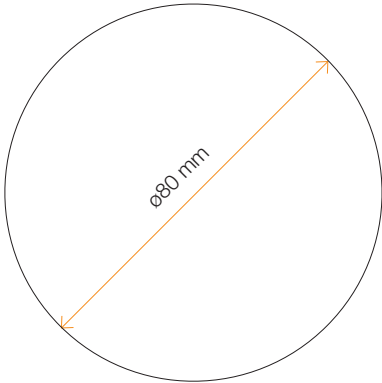
#### Coperchio personalizzabile













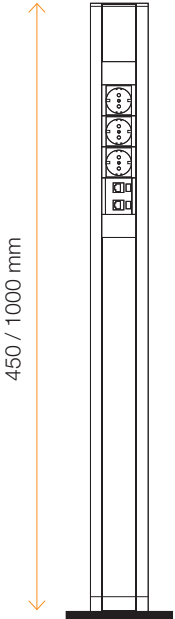
Il coperchio superiore è altamente personalizzabile sia con colori standard – alluminio, nero e bianco – che con finiture speciali o loghi aziendali.









#### Custom cover

The top cover is highly customizable with standard colors - silver, black, white – or with special finishes or company logos.




























PRESA   SOCKET		  UNEL	  F (SCHUKO)	  E	  G	
<b>A</b>		<b>3 FRUTTI POWER 3 POWER SOCKETS</b>				
CODICE   CODE		060.06U.00001	060.06F.00001	060.06E.00001	060.06G.00001	
DIM. L x H x W 		14 x 14 x 35 cm				
<b>B</b>		<b>2 FRUTTI POWER + 2 RJ45 CAT.6 2 POWER SOCKETS + 2 RJ45 CAT.6</b>				
CODICE   CODE		060.06U.00002	060.06F.00002	060.06E.00002	060.06G.00002	
DIM. L x H x W 		14 x 14 x 35 cm				
accessori   accessories		<b>TAPPO COVER</b>				
CODICE CODE	bianco white	060.17Y.00004				
	nero black	060.17Y.00005				
DIM. L x H x W 		17,8 x 13 cm				
CAVI INCLUSI / ESCLUSI   CABLES INCLUDED / NOT INCLUDED <span style="float: right;"><input checked="" type="checkbox"/> <input type="checkbox"/></span>						
MATERIALI   ROW MATERIALS		Profilo alluminio   Aluminum profile - Tecnopolimero   Technopolymer				
DIMENSIONI DIMENSIONS			PIANO DI TAGLIO CUT OUT DRAWING			
						


















PRESA   SOCKET		 	 	 	 	
		UNEL	F (SCHUKO)	E	G	
<b>A</b>		3 FRUTTI POWER + 2 RJ45 CAT.6 3 POWER SOCKETS + 2 RJ45 CAT.6				
CODICE CODE	alluminio anodizzato anodized aluminum	060.02U.00001	060.13F.00001	060.02E.00001	060.02G.00001	
	cromo chrome	060.02U.00005	060.13F.00002	060.02E.00005	060.02G.00006	
DIM. L x H x W 		60 x 30 x 30 cm				
<b>B</b>		3 FRUTTI POWER + 2RJ 45 3 POWER SOCKETS + 2 RJ 45				
CODICE CODE	alluminio anodizzato anodized aluminum	060.01U.00004	060.01F.00001	060.01E.00001	060.01G.00001	
	cromo chrome	060.01U.00005	060.01F.00002	060.01E.00002	060.01G.00006	
DIM. L x H x W 		120 x 30 x 30 cm				
CAVI INCLUSI / ESCLUSI   CABLES INCLUDED / NOT INCLUDED						<input checked="" type="checkbox"/> <input type="checkbox"/>
MATERIALI   ROW MATERIALS		Profilo alluminio   Aluminum profile - Tecnopolimero   Technopolymer				
PIASTRA   PLATE		Lamiera verniciata   Painted sheet				
PIANO DI TAGLIO CUT OUT DRAWING						


















PRESA   SOCKET	  UNEL	  F (SCHUKO)	  E	  G
----------------	---	---	--	--

















**VERSATEK PRO**

	2 FRUTTI POWER + 2 TUNNEL 2 POWER SOCKETS + 2 TUNNELS			
CODICE   CODE	061.00U.00001	061.00F.00001	061.00E.00001	061.00G.00001
	3 FRUTTI POWER + 2 TUNNEL+1 USB5V 3 POWER SOCKETS + 2 TUNNELS+ 1 USB 5V			
CODICE   CODE	060.00U.00011	060.00F.00011	060.00E.00011	060.00G.00011
	2 FRUTTI POWER + 2 TUNNEL+1 USB5V 2 POWER SOCKETS + 2 TUNNELS+ 1 USB 5V			
CODICE   CODE	061.00U.00012	061.00F.00012	061.00E.00012	061.00G.00012
	2 FRUTTI POWER + 3 TUNNEL 2 POWER SOCKETS + 3 TUNNELS			
CODICE   CODE	061.00U.00002	061.00F.00002	061.00E.00002	061.00G.00002
	2 FRUTTI POWER + 4 TUNNEL 2 POWER SOCKETS + 4 TUNNELS			
CODICE   CODE	061.00U.00003	061.00F.00003	061.00E.00003	061.00G.00003
	3 FRUTTI POWER + 2 TUNNEL 3 POWER SOCKETS + 2 TUNNELS			
CODICE   CODE	061.00U.00004	061.00F.00004	061.00E.00004	061.00G.00004
	3 FRUTTI POWER + 3 TUNNEL 3 POWER SOCKETS + 3 TUNNELS			
CODICE   CODE	061.00U.00005	061.00F.00005	061.00E.00005	061.00G.00005
	3 FRUTTI POWER + 4 TUNNEL 3 POWER SOCKETS + 4 TUNNELS			
CODICE   CODE	061.00U.00006	061.00F.00006	061.00E.00006	061.00G.00006

PRESA   SOCKET		 	 	 	 
		UNEL	F (SCHUKO)	E	G
		4 FRUTTI POWER + 2 TUNNEL 4 POWER SOCKETS + 2 TUNNELS			
CODICE   CODE		061.00U.00007	061.00F.00007	061.00E.00007	061.00G.00007
		4 FRUTTI POWER + 3 TUNNEL 4 POWER SOCKETS + 3 TUNNELS			
CODICE   CODE		060.00U.00008	060.00F.00008	060.00E.00008	060.00G.000108
		4 FRUTTI POWER + 4 TUNNEL 4 POWER SOCKETS + 4 TUNNELS			
CODICE   CODE		061.00U.00009	061.00F.00009	061.00E.00009	061.00G.00009
<b>VERSANET PRO</b>					
 		2 FRUTTI POWER + 2 TUNNEL 2 POWER SOCKETS + 2 TUNNELS			
CODICE   CODE	acciaio inox   stainless steel	061.31U.00009	061.31F.00015	061.31E.00008	061.31G.00009
	bianco   white	061.31U.00010	061.31F.00016	061.31E.00009	061.31G.00010
	nero   black	061.31U.00011	061.31F.00017	061.31E.00010	061.31G.00011
 		2 FRUTTI POWER + 3 TUNNEL 2 POWER SOCKETS + 3 TUNNELS			
CODICE   CODE	alluminio   silver	061.31U.00012	061.31F.00018	061.31E.00011	061.31G.00012
	bianco   white	061.31U.00013	061.31F.00019	061.31E.00012	061.31G.00013
	nero   black	061.31U.00014	061.31F.00020	061.31E.00013	061.31G.00014
<b>VERSANET 2.0 PRO</b>					
 		2 FRUTTI POWER + 1 TUNNEL+ 1 USB 5V 2 POWER SOCKETS + 1 TUNNEL+1 USB 5V			
CODICE   CODE	alluminio   silver	061.34U.00001	061.34F.00001	061.34E.00001	061.34G.00001
	bianco   white	061.34U.00002	061.34F.00002	061.34E.00002	061.34G.00002
	nero   black	061.34U.00003	061.34F.00003	061.34E.00003	061.34G.00003

PRESA   SOCKET		  UNEL	  F (SCHUKO)	  E	  G
<b>VERSAFLAP PRO</b>					
 		3 FRUTTI POWER + 3 TUNNEL 3 POWER SOCKETS + 3 TUNNELS			
CODICE   CODE	alluminio   silver	061.11U.00001	061.11F.00001	061.11E.00002	061.11G.00001
	bianco   white	061.11U.00006	061.11F.00006	061.11E.00007	061.11G.00006
 		2 FRUTTI POWER + 4 TUNNEL 2 POWER SOCKETS + 4 TUNNELS			
CODICE   CODE	alluminio   silver	061.11U.00002	061.11F.00002	061.11E.00003	061.11G.00002
	bianco   white	061.11U.00007	061.11F.00007	061.11E.00008	061.11G.00007
 		4 FRUTTI POWER + 3 TUNNEL 4 POWER SOCKETS + 3 TUNNELS			
CODICE   CODE	alluminio   silver	061.11U.00003	061.11F.00003	061.11E.00004	061.11G.00003
	bianco   white	061.11U.00008	061.11F.00008	061.11E.00009	061.11G.00008
 		2 FRUTTI POWER + 2 TUNNEL 2 POWER SOCKETS + 2 TUNNELS			
CODICE   CODE	alluminio   silver	061.11U.00005	061.11F.00005	061.11E.00006	061.11G.00005
	bianco   white	061.11U.00010	061.11F.00010	061.11E.00011	061.11G.00010
<b>VERSADESK PRO</b>					
 		2 FRUTTI POWER + 2 TUNNEL 2 POWER SOCKETS + 2 TUNNELS			
CODICE   CODE	alluminio   silver	061.23U.00003	061.23F.00003	061.23E.00003	061.23G.00003
	bianco   white	061.23U.00007	061.23F.00007	061.23E.00015	061.23G.00008
	nero   black	061.23U.00008	061.23F.00008	061.23E.00016	061.23G.00009

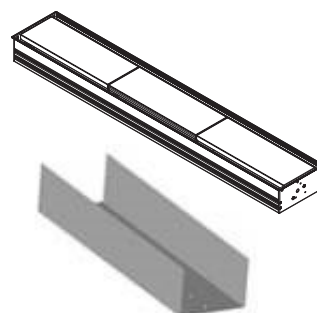

PRESA   SOCKET		  UNEL	  F (SCHUKO)	  E	  G
 		2 FRUTTI POWER + 2 TUNNEL 2 POWER SOCKETS + 2 TUNNELS			
CODICE   CODE	alluminio   silver	061.23U.00001	061.23F.00001	061.23E.00003	061.23G.00001
	bianco   white	061.23U.00009	061.23F.00009	061.23E.00017	061.23G.00009
	nero   black	061.23U.00010	061.23F.00010	061.23E.00018	061.23G.00010
 		2 FRUTTI POWER + 3 TUNNEL 2 POWER SOCKETS + 3 TUNNELS			
CODICE   CODE	alluminio   silver	061.23U.00002	061.23F.00002	061.23E.00003	061.23G.00002
	bianco   white	061.23U.00011	061.23F.00019	061.23E.00017	061.23G.00012
	nero   black	061.23U.00012	061.23F.00020	061.23E.00018	061.23G.00013
 		2 FRUTTI POWER + 1 TUNNEL+1 USB 5V 2 POWER SOCKETS + 1 TUNNEL+1USB 5V			
CODICE   CODE	alluminio   silver	061.23U.00006	061.23F.00006	061.23E.00014	061.23G.00007
	bianco   white	061.23U.00021	061.23F.00013	061.23E.00021	061.23G.00014
	nero   black	061.23U.00022	061.23F.00014	061.23E.00022	061.23G.00015
<b>VERSAFRAME 2.0 PRO</b>					
		2 FRUTTI POWER + 2 TUNNEL 2 POWER SOCKETS + 2 TUNNELS			
CODICE   CODE		061.32U.00001	061.32F.00001	061.32E.00001	061.32G.00003
		2 FRUTTI POWER + 1 TUNNEL+1 USB 5V 2 POWER SOCKETS + 1 TUNNEL+ 1 USB 5V			
CODICE   CODE		061.32U.00015	061.32F.00014	061.32E.00023	061.32G.00013
		2 FRUTTI POWER + 3 TUNNEL 2 POWER SOCKETS + 3 TUNNELS			
CODICE   CODE		061.32U.00002	061.32F.00002	061.32E.00002	061.32G.00004

PRESA   SOCKET	  UNEL	  F (SCHUKO)	  E	  G
	2 FRUTTI POWER + 4 TUNNEL 2 POWER SOCKETS + 4 TUNNELS			
CODICE   CODE	061.32U.00003	061.32F.00003	061.32E.00003	061.32G.00005
	3 FRUTTI POWER + 2 TUNNEL 3 POWER SOCKETS + 2 TUNNELS			
CODICE   CODE	061.32U.00004	061.32F.00004	061.32E.00004	061.32G.00006
	3 FRUTTI POWER + 1 TUNNEL + 1 USB 3 POWER SOCKETS + 1 TUNNELS + 1 USB			
CODICE   CODE	061.32U.00018	061.32F.00017	061.32E.00027	061.32G.00016
	3 FRUTTI POWER + 3 TUNNEL 3 POWER SOCKETS + 3 TUNNELS			
CODICE   CODE	061.32U.00005	061.32F.00005	061.32E.00005	061.32G.00007
	3 FRUTTI POWER + 4 TUNNEL 3 POWER SOCKETS + 4 TUNNELS			
CODICE   CODE	061.32U.00006	061.32F.00006	061.32E.00006	061.32G.00008
	4 FRUTTI POWER + 2 TUNNEL 4 POWER SOCKETS + 2 TUNNELS			
CODICE   CODE	061.32U.00007	061.32F.00007	061.32E.00007	061.32G.00009
	4 FRUTTI POWER + 3 TUNNEL 4 POWER SOCKETS + 3 TUNNELS			
CODICE   CODE	061.32U.00008	061.32F.00008	061.32E.00008	061.32G.00010
	4 FRUTTI POWER + 2 TUNNEL 4 POWER SOCKETS + 2 TUNNELS			
CODICE   CODE	061.32U.00009	061.32F.00009	061.32E.00009	061.32G.00011

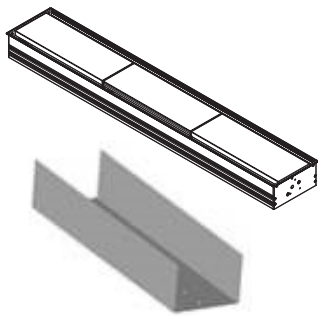

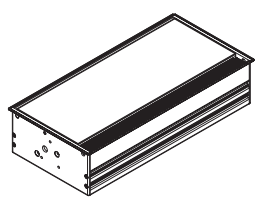

# exit fly

passaggio cavi per piani • flip-top access plate

			EXIT FLY DUAL SENZA VASCA EXIT FLY DUAL KIT WITHOUT CABLE TRUNK
CODICE CODE	1 COPERCHI COVERS  L 300 mm	alluminio anodizzato anodized aluminum	040.030.00001
		acciaio brillante shiny steel	040.030.00002
		alluminio grezzo raw aluminum	040.030.00003
	2 COPERCHI COVERS  L 600 mm	alluminio anodizzato anodized aluminum	040.030.00004
		cromo spazzolato brushed chrome	040.030.00005
		grezzo raw	040.030.00006
	3 COPERCHI COVERS  L 900 mm	alluminio anodizzato anodized aluminum	040.030.00007
		cromo spazzolato brushed chrome	040.030.00008
		grezzo raw	040.030.00009
	4 COPERCHI COVERS  L 1204 mm	alluminio anodizzato anodized aluminum	040.030.00010
		cromo spazzolato brushed chrome	040.030.00011
		grezzo raw	040.030.00012
	5 COPERCHI COVERS  L 1502 mm	alluminio anodizzato anodized aluminum	040.030.00013
		cromo spazzolato brushed chrome	040.030.00014
		grezzo raw	040.030.00015
	6 COPERCHI COVERS  L 1800 mm	alluminio anodizzato anodized aluminum	040.030.00016
		cromo spazzolato brushed chrome	040.030.00017
		grezzo raw	040.030.00018
			EXIT FLY DUAL CON VASCA EXIT FLY DUAL KIT WITH CABLE TRUNK
CODICE CODE	1 COPERCHI COVERS  L 300 mm	alluminio anodizzato anodized aluminum	040.030.00019
		cromo spazzolato brushed chrome	040.030.00020
		grezzo raw	040.030.00021
	2 COPERCHI COVERS  L 600 mm	alluminio anodizzato anodized aluminum	040.030.00022
		cromo spazzolato brushed chrome	040.030.00023
		grezzo raw	040.030.00024
	3 COPERCHI COVERS  L 900 mm	alluminio anodizzato anodized aluminum	040.030.00025
		cromo spazzolato brushed chrome	040.030.00026
		grezzo raw	040.030.00027

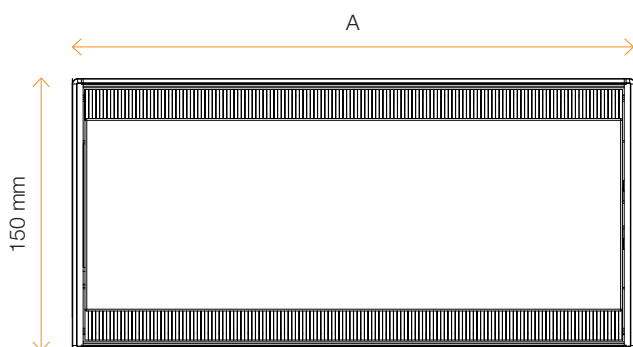




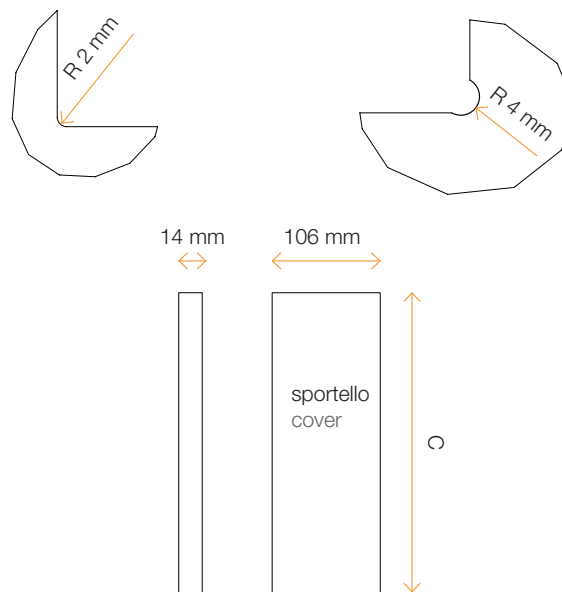
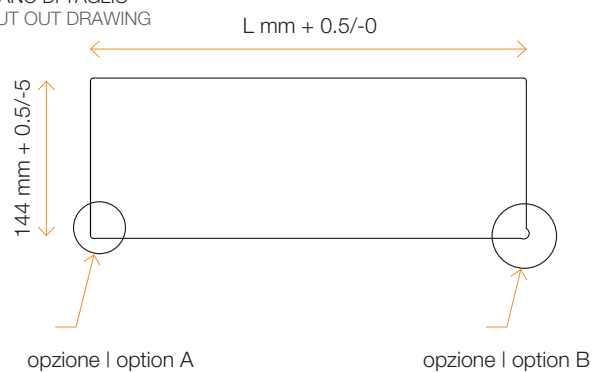
	4 COPERCHI COVERS  L 1204 mm	alluminio anodizzato anodized aluminum	040.030.00028	
		bianco white	040.030.00029	
		acciaio brillante shiny steel	040.030.00030	
	5 COPERCHI COVERS  L 1502 mm	alluminio anodizzato anodized aluminum	040.030.00031	
		bianco white	040.030.00032	
		acciaio brillante shiny steel	040.030.00033	
	6 COPERCHI COVERS  L 1800 mm	alluminio anodizzato anodized aluminum	040.030.00034	
		bianco white	040.030.00035	
		acciaio brillante shiny steel	040.030.00036	
DIM. L x H x W (mm)			14 X 14 X 35 cm / 50 x 20 x 17 cm / 27 x 27 x 48 cm	
<b>EXIT FLY MONO SENZA VASCA</b> EXIT FLY MONO KIT WITHOUT CABLE TRUNK				
CODICE CODE	1 COPERCHI COVERS  L 300 mm	alluminio anodizzato anodized aluminum	040.031.00001	
		bianco white	040.031.00002	
		acciaio brillante shiny steel	040.031.00003	
	DIM. L x H x W			

DIMENSIONI  
DIMENSIONS

N° sportelli N° covers	Dimensioni   Dimensions (mm)			L profili   profile
	A	L	C	
1	310	304	296	298
2	608	602	296	596
3	906	900	296	894
4	1204	1198	296	1192
5	1502	1496	296	1490
6	1800	1794	296	1788



PIANO DI TAGLIO  
CUT OUT DRAWING



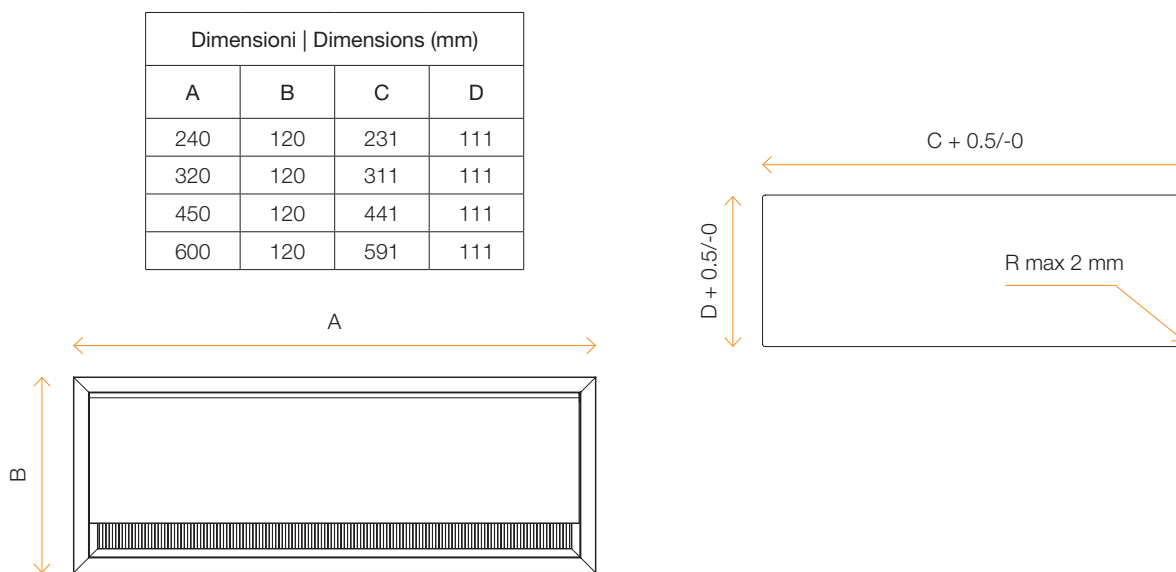
exit edge

			H 25 MM SERIE PROFILO   SERIE PROFILE
CODICE CODE	L 600 mm	alluminio anodizzato anodized aluminum	040.022.00001
		bianco white	040.022.00002
	L 450 mm	alluminio anodizzato anodized aluminum	040.022.00003
		bianco white	040.022.00004
	L 320 mm	alluminio anodizzato anodized aluminum	040.022.00005
		bianco white	040.022.00006
	L 240 mm	alluminio anodizzato anodized aluminum	040.022.00007
		bianco white	040.022.00008



DIMENSIONI  
DIMENSIONS

PIANO DI TAGLIO  
CUT OUT DRAWING

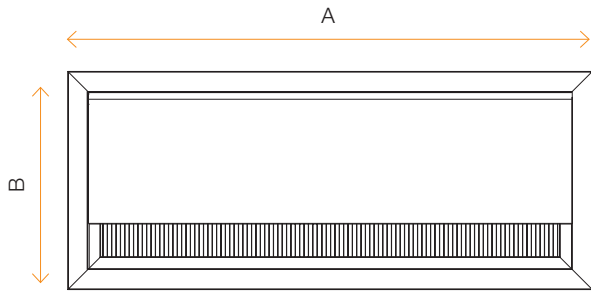


			H 13 MM SERIE PROFILO   SERIE PROFILE
CODICE CODE	L 450 mm	alluminio anodizzato anodized aluminum	040.023.00001
		bianco white	040.023.00002
	L 320 mm	alluminio anodizzato anodized aluminum	040.023.00003
		bianco white	040.023.00004
	L 240 mm	alluminio anodizzato anodized aluminum	040.023.00005
		bianco white	040.023.00006
	L 100 mm	alluminio anodizzato anodized aluminum	040.023.00007
		bianco white	040.023.00008

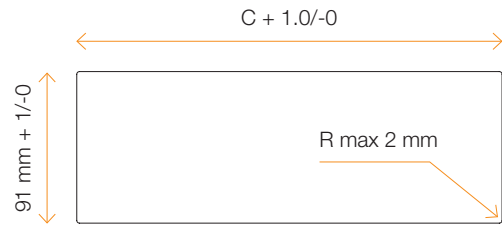


DIMENSIONI  
DIMENSIONS

Dimensioni   Dimensions (mm)		
A	B	C
100	100	91
160	100	151
240	100	231
320	100	311
450	100	441



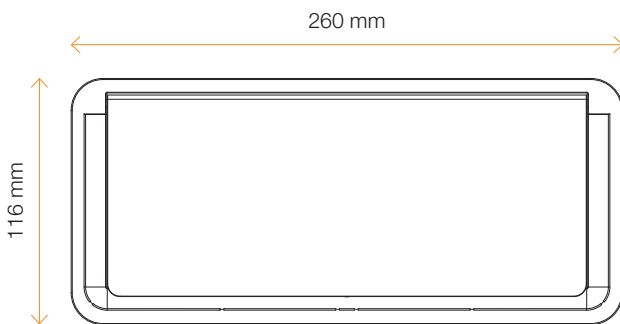
PIANO DI TAGLIO  
CUT OUT DRAWING



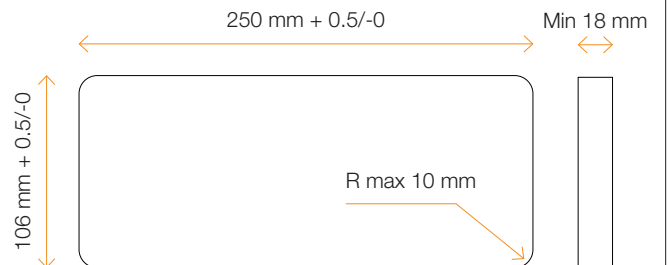
exit light

CODICE CODE	L 260 x 116 x 20 mm	alluminio verniciato painted aluminum	040.026.00001	
		bianco verniciato painted white	040.026.00002	
		nero satinato matt black	040.026.00003	

DIMENSIONI  
DIMENSIONS



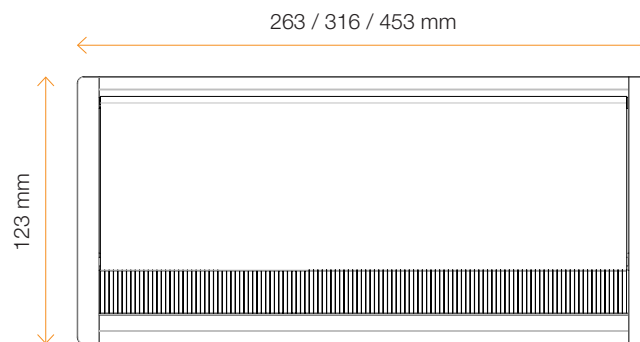
PIANO DI TAGLIO  
CUT OUT DRAWING



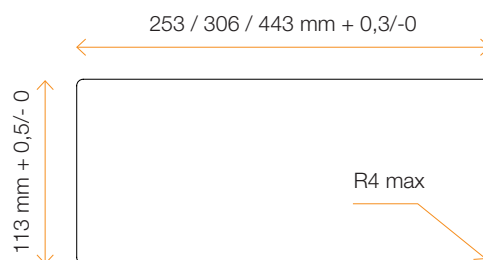
## exit mono

CODICE CODE	L 453 mm	alluminio anodizzato anodized aluminum	040.021.00001	
		cromo spazzolato brushed chrome	040.021.00002	
		nero black	040.021.00003	
		bianco white	040.021.00004	
	L 316 mm	alluminio anodizzato anodized aluminum	040.021.00005	
		acciaio brillante shiny steel	040.021.00006	
		nero black	040.021.00007	
		bianco white	040.021.00008	
	L 263 mm	alluminio anodizzato anodized aluminum	040.021.00009	
		cromo spazzolato brushed chrome	040.021.00010	
		nero black	040.021.00011	
		bianco white	040.021.00012	

### DIMENSIONI DIMENSIONS



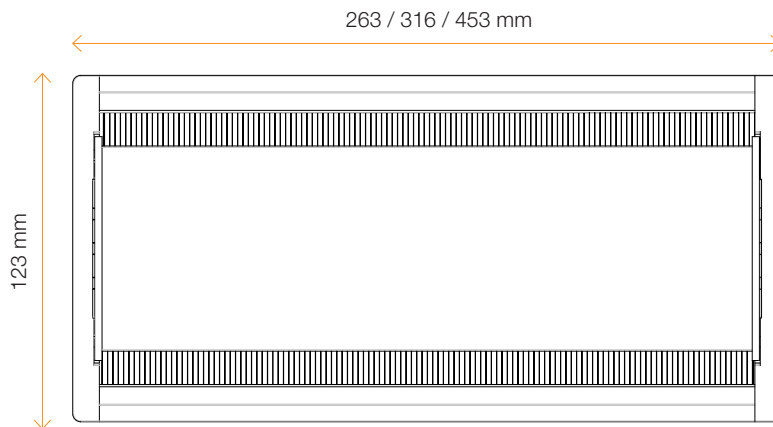
### PIANO DI TAGLIO CUT OUT DRAWING




## exit dual

CODICE CODE	L 453 mm	alluminio anodizzato anodized aluminum	040.024.00001	
		cromo spazzolato brushed chrome	040.024.00002	
		nero black	040.024.00003	
		bianco white	040.024.00004	
	L 316 mm	alluminio anodizzato anodized aluminum	040.024.00005	
		acciaio brillante shiny steel	040.024.00006	
		nero black	040.024.00007	
		bianco white	040.024.00008	
	L 263 mm	alluminio anodizzato anodized aluminum	040.024.00009	
		cromo spazzolato brushed chrome	040.024.00010	
		nero black	040.024.00011	
		bianco white	040.024.00012	

### DIMENSIONI DIMENSIONS



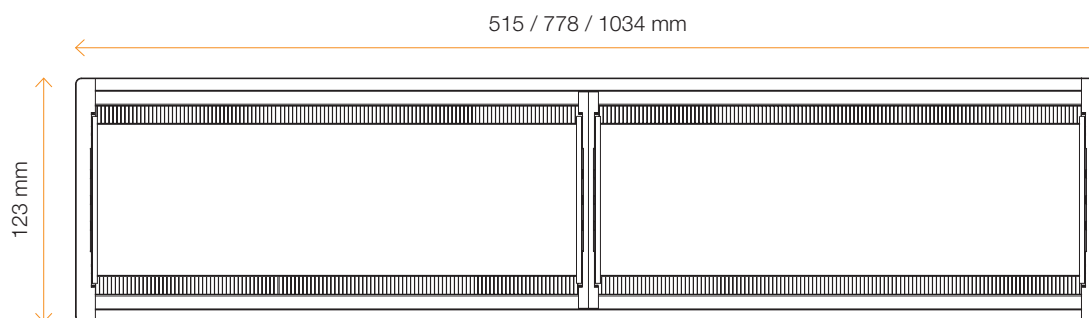
### PIANO DI TAGLIO CUT OUT DRAWING




## exit dual combi

CODICE CODE	L 515 mm	alluminio anodizzato anodized aluminum	040.025.00001	
		cromo spazzolato brushed chrome	040.025.00002	
		nero black	040.025.00003	
		bianco white	040.025.00004	
	L 778 mm	alluminio anodizzato anodized aluminum	040.025.00005	
		acciaio brillante shiny steel	040.025.00006	
		nero black	040.025.00007	
		bianco white	040.025.00008	
	L 1034 mm	alluminio anodizzato anodized aluminum	040.025.00009	
		cromo spazzolato brushed chrome	040.025.00010	
		nero black	040.025.00011	
		bianco white	040.025.00012	

### DIMENSIONI DIMENSIONS

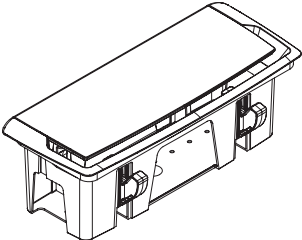


### PIANO DI TAGLIO CUT OUT DRAWING

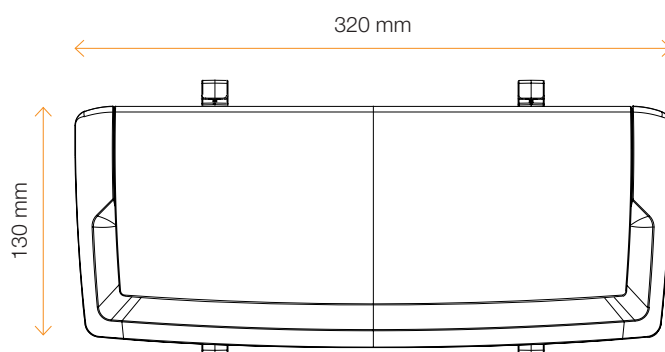


# basket


modulo elettrificazione • concealed socket tray

CODICE CODE	bianco white	040.010.00001	
	grigio grey	040.010.00002	
	grafite graphite	040.010.00003	
	alluminio aluminum	040.010.00004	
DIM. L x H x W		35 x 14 x 14 cm	

DIMENSIONI  
DIMENSIONS




PIANO DI TAGLIO  
CUT OUT DRAWING



# helix

canalizzazione verticale • vertical canalization

CODICE CODE	piede cromo, spazzola nera polish chrome foot, black brush	010.070.00001	
	piede cromo, spazzola neutra polish chrome foot, neutral brush	010.070.00002	
	piede bianco, spazzola neutra polish white foot, neutral brush	010.070.00003	
DIM. L x H x W		49 x 28 x 41 cm	

# brick

canalizzazione verticale • vertical canalization

CODICE CODE	alluminio aluminum	010.130.00001	
	bianco white	010.130.00002	
	trasparente translucid	010.130.00003	
	grigio fumè smoked grey	010.130.00004	
DIM. L x H x W 		49 x 28 x 41 cm	
		<b>ANELLO SINGOLO BRICK BRICK SINGLE RING</b>	
CODICE CODE	alluminio aluminum	570.023.00006	
	bianco white	570.023.00095	
	trasparente translucid	570.023.00007	
	grigio fumè smoked grey	570.023.00097	
DIM. L x H x W 		49 x 28 x 41 cm	

# vertebra


sistema di canalizzazione • cable management

CODICE CODE	alluminio aluminum	010.120.00001	
	bianco white	010.120.00002	
	grafite graphite	010.120.00003	
	cromo polish chrome	010.120.00004	
	trasparente translucid	010.120.00005	
DIM. L x H x W 		49 x 28 x 41 cm	
		<b>ANELLO SINGOLO VERTEBRA VERTEBRA SINGLE RING</b>	
CODICE CODE	alluminio aluminum	570.023.00001	
	bianco white	570.023.00002	
	grafite graphite	570.023.00004	
	cromo polish chrome	570.023.00003	
	trasparente translucid	570.023.00005	
DIM. L x H x W 		49 x 28 x 41 cm	



**zip**

sistema di canalizzazione • cable management

CODICE CODE	nero black	L 750 mm	010.180.00001	
		L 1100 mm	010.180.00002	
		L 1500 mm	010.180.00003	
	alluminio aluminum	L 750 mm	010.180.00004	
		L 1100mm	010.180.00005	
		L 1500 mm	010.180.00006	

**zip**



sistema di canalizzazione • cable management

CODICE CODE	6 ANELLI   LOOPS	nero black	010.010.00001	
		alluminio aluminum	010.010.00002	
		bianco white	010.010.00003	
	4 ANELLI   LOOPS	nero black	010.010.00004	
		alluminio aluminum	010.010.00005	
DIM. L x H x W			39 x 28 x 32 cm	



# serie executive

passacavi serie executive • cable outlet



## round

CODICE CODE	L 80 mm	cromo lucido polish chrome	040.044.00001	
		nicel satinato matt nichel	040.044.00002	
		nero matt black	040.044.00003	
		bianco matt white	040.044.00004	
		alluminio spazzolato brushed aluminum	040.044.00005	
		cromo nero black chrome	040.044.00006	
	L 60 mm	cromo lucido polish chrome	040.045.00001	
		nicel satinato matt nichel	040.045.00002	
		nero matt black	040.045.00003	
		bianco matt white	040.045.00004	
		alluminio spazzolato brushed aluminum	040.045.00005	
		cromo nero black chrome	040.045.00006	
DIM. L x H x W			14 x 14 x 35 cm	



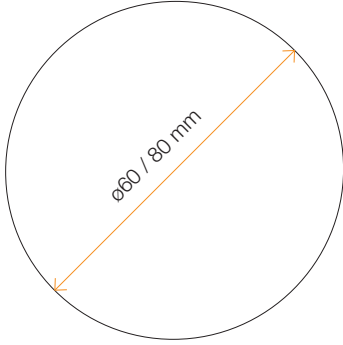
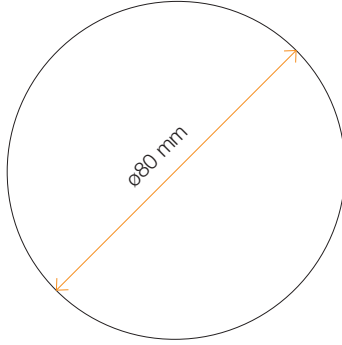
## square

CODICE CODE	L 80 mm	cromo lucido polish chrome	040.041.00001	
		nikel spazzolato dull chrome	040.041.00002	
DIM. L x H x W			30 x 20 x 25 cm	

## donut plus

CODICE CODE	L 80 mm	cromo lucido polish chrome	040.043.00001	
		cromo satinato matt chrome	040.043.00002	
DIM. L x H x W			38 x 38 x 18 cm	



## oval

CODICE CODE	L 80 mm	cromo lucido polish chrome	040.042.00001	
		nikel spazzolato dull chrome	040.042.00002	
DIM. L x H x W			30 x 20 x 25 cm	
PIANO DI TAGLIO (round) CUT OUT DRAWING		PIANO DI TAGLIO (square / donut plus / oval) CUT OUT DRAWING		
				



## cable port

passacavi • cable outlet



### carré

CODICE CODE	80 mm	alluminio verniciato painted aluminum	010.021.00001	
		bianco white	010.021.00003	
		cromo lucido polish chrome	010.021.00002	
DIM. L x H x W			39 x 39 x 32 cm	



### gv

CODICE CODE	80 mm	alluminio verniciato painted aluminum	010.023.00001	
DIM. L x H x W			39 x 39 x 32 cm	



## donut

CODICE CODE	80 mm	alluminio verniciato painted aluminum	010.022.00001	
		cromo lucido polish chrome	010.022.00002	
DIM. L x H x W			39 x 39 x 32 cm	



## eclipse

CODICE CODE	80 mm	alluminio aluminum	010.140.00001	
DIM. L x H x W			39 x 39 x 32 cm	

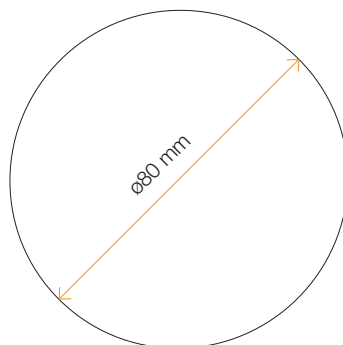
## grommet

CODICE CODE	80 mm	alluminio verniciato painted aluminum	010.100.00001	
		trasparente translucid	010.100.00002	
DIM. L x H x W			39 x 39 x 32 cm	

## giotto

CODICE CODE	80 mm	alluminio verniciato painted aluminum	010.060.00001	
		nero matt black	010.060.00002	
DIM. L x H x W			39 x 39 x 32 cm	

PIANO DI TAGLIO  
CUT OUT DRAWING

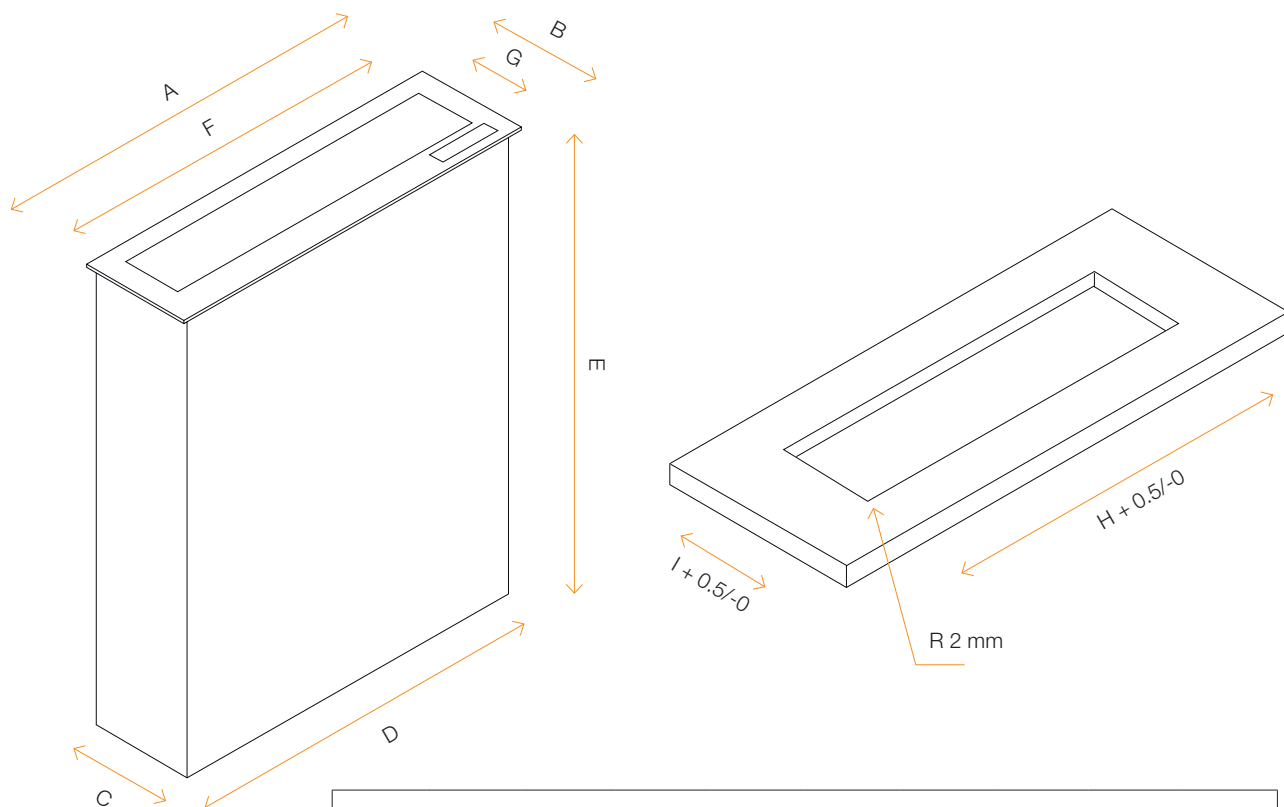


# monitor lift

sollevatore monitor • monitor lift

CODICE CODE	19" POLLICI INCHES	alluminio spazzolato brushed aluminum	050.010.00001	
		nero spazzolato brushed black	050.010.00002	
	22" POLLICI INCHES	alluminio spazzolato brushed aluminum	050.010.00003	
		nero spazzolato brushed black	050.010.00004	
	24" POLLICI INCHES	alluminio spazzolato brushed aluminum	050.010.00005	
		nero spazzolato brushed black	050.010.00011	
32" POLLICI INCHES	alluminio spazzolato brushed aluminum	050.010.00006		
DIM. L x H x W 		67 x 24 x 75 cm / 66 x 25 x 75 cm / 72 x 24 x 64 cm		
MATERIALI   ROW MATERIALS		Lamiera   Sheet metal - Alluminio   Aluminum		

## DIMENSIONI E PIANO DI TAGLIO DIMENSIONS AND CUT OUT DRAWING



Dimensioni   Dimensions (mm)									
misura size	A	B	C	D	E	F	G	H	I
19"	550	158	143	524	650	481	82	526	145
22"	600	158	143	576	655	531	82	578	145
24"	660	158	143	634	655	592	82	636	145
32"	870	210	196	846	740	780	120	848	145


# kinetik

portamonitor • monitor arm

CODICE CODE	1 SCHERMI MONITORS	alluminio verniciato painted aluminum	050.020.00001		
		bianco white	050.020.00006		
	DIM. L x H x W 		65 x 57 x 33 cm		
	1 SCHERMI MONITORS	alluminio verniciato painted aluminum	050.020.00002		
		bianco white	050.020.00010		
	DIM. L x H x W 		65 x 57 x 33 cm		
	2 SCHERMI MONITORS	alluminio verniciato painted aluminum	050.020.00003		
		bianco white	050.020.00011		
	DIM. L x H x W 		65 x 57 x 33 cm		
	4 SCHERMI MONITORS	alluminio verniciato painted aluminum	050.020.00004		
		bianco white	050.020.00012		
	DIM. L x H x W 		65 x 57 x 33 cm		



# dynamik 2.0

portamonitor • monitor arm

CODICE CODE	1 BRACCIO 2 USB 5V MONITORS	alluminio verniciato painted aluminum	050.070.00001	
		bianco (su richiesta) white (on demand)	050.070.00002	



## hold

porta CPU in alluminio • aluminum CPU holder

CODICE CODE	300-530 mm 140-240 mm	alluminio verniciato painted aluminum	050.040.00001	
DIM. L x H x W			38 x 60 x 47 cm	


## freeze

porta CPU in alluminio • aluminum CPU holder

CODICE CODE	250-550 mm 160-550 mm	alluminio verniciato painted aluminum	050.040.00003	
		bianco white	050.040.00004	
	300-530 mm 140-240 mm	alluminio verniciato painted aluminum	050.040.00005	
		bianco white	050.040.00006	
DIM. L x H x W			38 x 60 x 47 cm	









Per motivi tecnici non è possibile garantire la perfetta corrispondenza delle tinte riprodotte in questo stampato. Asa srl si riserva, a proprio insindacabile giudizio, di apportare modifiche ai pezzi, anche senza preavviso, allo scopo di migliorare la produzione e la qualità. Tutte le dimensioni indicate sono nominali. I disegni e le immagini sono solo a scopo illustrativo. I dettagli del prodotto e le dimensioni sono soggetti a modifiche senza preavviso.

Printing limitation make it impossible for us to guarantee exact matches to colors and finishes. ASA srl reserves the right to modify the products without advance notice to improve production and quality. All dimension quoted are nominal only. Drawings and pictures are for illustration purposes only. All products dimensions and specifications are subject to change without notice.

#### **Design**

R&D Asa Plastici

#### **Graphic design & 3D**

Archimedia

#### **Stampa**

Grafiche Martintype